

ARTEP 34-387-30-MTP

---

---

**Mission Training Plan**  
for the  
**DIRECT SUPPORT MILITARY  
INTELLIGENCE COMPANY  
(DIGITIZED)**

---

---

**SEPTEMBER 2004**

**DISTRIBUTION RESTRICTION: Approved for public release; distribution is unlimited.**

---

---

**HEADQUARTERS  
DEPARTMENT OF THE ARMY**

**This publication is available at  
Army Knowledge Online  
[www.us.army.mil](http://www.us.army.mil)**

# **MISSION TRAINING PLAN FOR THE DIRECT SUPPORT MILITARY INTELLIGENCE COMPANY (DIGITIZED)**

## **Contents**

	<b>Page</b>
<b>PREFACE .....</b>	<b>iii</b>
<b>CHAPTER 1. UNIT TRAINING .....</b>	<b>1-1</b>
1-1. General.....	1-1
1-2. Supporting Material.....	1-1
1-3. Contents.....	1-1
1-4. Mission and Tasks .....	1-2
1-5. Principles of Training.....	1-2
1-6. Training Strategy.....	1-2
1-7. Conducting Training.....	1-3
1-8. Force Protection (Safety).....	1-3
1-9. Environmental Protection.....	1-6
1-10. Evaluation .....	1-8
1-11. Feedback .....	1-8
<b>CHAPTER 2. TRAINING MATRIXES .....</b>	<b>2-1</b>
2-1. General.....	2-1
2-2. Collective Tasks to Missions Listing .....	2-1
2-3. Supporting References to Collective Tasks Listing .....	2-9
2-4. Individual Task to Collective Task Listing .....	2-27
<b>CHAPTER 3. MISSION OUTLINES / TRAINING PLANS .....</b>	<b>3-1</b>
3-1. General.....	3-1
3-2. Long-Range Planning.....	3-1
3-3. Short-Range Planning.....	3-4
3-4. Near-Term Planning.....	3-5
3-5. Developing Training Exercises.....	3-5
3-6. Mission Outline.....	3-6
<b>CHAPTER 4. TRAINING EXERCISE.....</b>	<b>4-1</b>

---

**DISTRIBUTION RESTRICTION:** Approved for public release; distribution is unlimited.

\*This publication supersedes ARTEP 34-387-30-MTP, 13 December 2002.

4-1. General.....	4-1
4-2. Situational Training Exercise .....	4-1
<b>CHAPTER 5. TRAINING AND EVALUATION OUTLINES .....</b>	<b>5-1</b>
5-1. Introduction .....	5-1
5-2. Structure.....	5-1
5-3. Format.....	5-1
5-4. Use .....	5-2
<b>CHAPTER 6. EXTERNAL EVALUATION .....</b>	<b>6-1</b>
6-1. General.....	6-1
6-2. Preparing the Evaluation.....	6-1
6-3. Selecting and Training the OCs .....	6-4
6-4. Selecting and Training the OPFOR .....	6-4
6-5. Conducting the Evaluation .....	6-5
6-6. Recording External Evaluation Information .....	6-6
6-7. After-Action Reviews.....	6-11
<b>APPENDIX A - COMBINED ARMS TRAINING STRATEGIES .....</b>	<b>A-1</b>
A-1. Unit Training Strategies .....	A-1
A-2. Accessing the CATS Matrixes .....	A-1
A-3. Using the CATS Matrixes .....	A-1
<b>APPENDIX B - BATTLEFIELD OPERATING SYSTEMS .....</b>	<b>B-1</b>
B-1. General .....	B-1
B-2. Intelligence.....	B-1
B-3. Maneuver .....	B-1
B-4. Fire Support .....	B-1
B-5. Mobility, Countermobility, and Survivability .....	B-2
B-6. Air Defense .....	B-2
B-7. Combat Service Support.....	B-2
B-8. Command and Control.....	B-2
<b>APPENDIX C - CONTEMPORARY OPERATIONAL ENVIRONMENT .....</b>	<b>C-1</b>
C-1. Introduction .....	C-1
C-2. Critical Variables.....	C-1
C-3. Asymmetric, Adaptive Approaches .....	C-2
C-4. Threats and Other Influences.....	C-2
C-5. Warfighting in the COE.....	C-3
C-6. COE in the Training Environment.....	C-4
<b>GLOSSARY .....</b>	<b>Glossary-1</b>
<b>REFERENCES.....</b>	<b>References-1</b>

# Preface

This Army Training and Evaluation Program (ARTEP) mission training plan (MTP) provides the Active Army and Reserve Component training manager with a descriptive, performance-oriented training program to assist leaders in training their units. Written in accordance with United States Army training and tactical doctrine, the MTP contains tasks that support the military intelligence (MI) unit missions outlined in emerging doctrinal manuals. Unit leaders must use their higher headquarters mission essential task list (METL) and training guidance to identify which tasks in the MTP to emphasize. The task standards given are the Army's standards for executing those tasks. Standards for training may be made more difficult but may not be lowered.

FM 3-0 is the keystone of the Army's fighting doctrine. Army operations doctrine builds on the collective knowledge and wisdom gained through recent combat operations, stability operations, support operations, numerous exercises, and the deliberate process of informed reasoning throughout the Army. While it is rooted in time-tested principles and fundamentals, this doctrine accommodates both new technologies and evolving responses to the myriad threats to national security.

FM 2-0 is the Army's capstone manual for MI doctrine. As the Army moved to incorporate new technologies in response to diverse threats, the MI branch conducted a detailed assessment of its own that resulted in an approved MI force design update. This update resulted in major changes in MI that are addressed in FM 2-0 and incorporated into this MTP.

This MTP is designed specifically for the MI direct support company (digitized) that is equipped with emerging digitized technology and systems. This MTP replaces the collective tasks found in ARTEP 34-387-30-MTP, dated 13 December 2002, for this type of unit.

Although the collective tasks contained in this manual are generic in nature, the MI branch concept and all new emerging systems and organizations are reflected in the appropriate places. As tactics, techniques, and procedures are developed for emerging systems, they will be included into future editions of this document and other MTPs.

MI commanders are encouraged to use this MTP as a guide to develop their training programs. Units affected by this document may not be exactly alike in composition or in the way they carry out their missions. The commander must modify the training and evaluation outlines (T&EOs) to fit the training requirements of the unit.

Unless this publication states otherwise, masculine nouns and pronouns do not refer exclusively to men.

This publication applies to the Active Army, the Army National Guard (ARNG), and the U.S. Army Reserve (USAR). The proponent for this publication is the United States Army Training and Doctrine Command (TRADOC). Submit changes/suggestions for improving this publication on [DA Form 2028](#) (*Recommended Changes to Publications and Blank Forms*) and user feedback on a [DA Form 7507](#) (*ARTEP Mission Training Plan User Feedback*) to Commander, USAIC&FH, ATTN: ATZS-FDT-IU, 550 Cibequa Street, Room 111, Fort Huachuca, AZ 85613-7017.



# Chapter 1

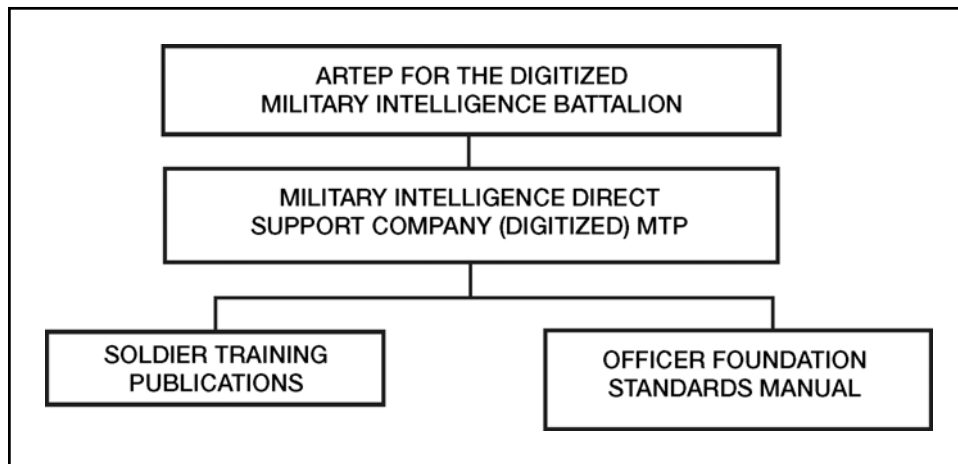
## Unit Training

**1-1. General.** This mission training plan (MTP) provides the commander and leaders with guidance on how to train the key missions of the unit. The specific details of the unit's training program depend on the following factors:

- a. The unit's mission-essential task list (METL).
- b. Chain of command training directives and guidance.
- c. Training priorities of the unit.
- d. Availability of training resources and areas.

**1-2. Supporting Material.** This MTP describes a critical mission-oriented training program that is part of the next higher echelon's training program. This relationship is illustrated in figure 1-1. The unit's training program consists of the following:

- a. ARTEP 34-387-30-MTP, which describes the relationship of the company's training program to the battalion training program.
- b. Soldier training publications (STPs) for the appropriate military occupational specialty (MOS) and skill levels (SLs).
- c. Officer foundation standards (OFS) manual for platoon leaders.



**Figure 1-1. MTP Echelon Relationship**

**1-3. Contents.** This MTP is organized into six chapters and three appendixes:

- a. Chapter 1, Unit Training, describes the organization of this MTP. It also explains how to use this MTP in establishing an effective training program.
- b. Chapter 2, Training Matrixes, shows the relationship between missions and collective tasks.
- c. Chapter 3, Mission Outlines/Training Plans, presents a graphic portrayal of the relationship between missions and their subordinate tasks.
- d. Chapter 4, Training Exercise, consists of a situational training exercise (STX). It provides training information and a preconstructed scenario. It can also serve as a part of an internal or external evaluation. This exercise may be modified to suit the training needs of the unit.
- e. Chapter 5, Training and Evaluation Outlines (T&EOs), provides the training and evaluation criteria for all the tasks the unit must master to perform its mission effectively. Each task is outlined in a

TE&O that identifies task steps, performance measures, and individual and leader tasks. Each task is part of a mission. The tasks are used in various combinations to compose training exercises for missions as illustrated in chapter 4.

- f. Chapter 6, External Evaluation, provides instructions for planning, preparing, and executing an external evaluation.
- g. Appendix A, Combined Arms Training Strategies, provides a description of the training strategy, a sample combined arms training strategy (CATS) task matrix, and instructions on how to access the CATS.
- h. Appendix B, Battlefield Operating Systems, provides a description of each of the Army's battle-field operating systems (BOS).
- i. Appendix C, Contemporary Operational Environment, provides a description of the current and future operational environments and threats.

#### **1-4. Mission and Tasks.**

a. This MTP addresses specific missions found in the table of organization and equipment (TOE) and implied missions the unit must perform in order to accomplish the specified missions. The critical missions are the focus for this unit. The commander may supplement these missions. The following are unit missions:

- (1) Deploy and redeploy.
- (2) Protect the force.
- (3) Communicate.
- (4) Move.
- (5) Maintain, sustain, and resupply.
- (6) Survive.
- (7) Provide intelligence support.

b. Each of these missions may be trained individually or jointly with other missions. Training is based on the criteria described in the T&EOs. Several T&EOs can be trained as an STX. Various combinations of STXs can be used to develop a field training exercise (FTX) for the unit to practice its entire mission responsibility. Several STXs can be developed into an external evaluation designed by the next higher echelon to evaluate the unit's ability to perform multiple missions under stress in a realistic environment.

c. Section tasks are trained in much the same way as described above. Leader tasks that support the unit's missions are trained through STP and OFS training, battle simulations, and execution of the unit's missions.

d. Individual tasks that support unit tasks are mastered by training to standards in the appropriate STP.

**1-5. Principles of Training.** This MTP is based on the training principles found in FM 7-0. For additional information, see paragraph 1-7.

**1-6. Training Strategy.** The training program developed and executed by a unit to train to standard in its critical missions is a component of the Army's CATS. The purpose of the CATS is to provide direction and guidance on how the Army trains and to identify the resources required to support that training. CATS provides the tools that enable the Army to focus and manage training in an integrated manner. Central to the CATS is a series of proponent-generated unit and institutional strategies that describe the training and training resources that are required to train to standard.

a. The unit training strategies central to CATS provide the commander with a descriptive "menu" for training, reflecting that while there is an optimal way to train to standard, it is unlikely that all units in the Army have the exact mix of resources required to execute an optimal training strategy.



b. This unit's training strategy is composed of two separate training strategies. When integrated with the training tasks found in the MTP, they form a comprehensive and focused training plan that allows the unit to train to standard. The elements of this unit's training strategy are—

(1) Combined Arms Training Strategy. CATS provides a set of recommended training frequencies for key training events in a unit and depicts the resources required to support the training events.

(2) Soldier strategy. The soldier strategy provides an annual plan for training and maintaining skills at the individual level and lists the resources required to train a soldier.

c. A critical element in the unit training strategy is identifying critical training gates. Critical training gates are training events that must be conducted to standard before moving on to a more difficult or resource-intensive training event or task. Training gates follow the "crawl, walk, run" training methodology. For example, if the unit training strategy calls for conducting an STX as a critical training gate for the FTX, the soldiers must train the training tasks contained in the STX to standard before conducting the FTX. Standards for all tasks must be clearly defined so the trainer can assess the preparedness of his soldiers or unit(s) to move on to more complex training events. The provision for critical training gates recognizes that the unit's METL and the commander's assessment of his unit's training status determine the selection and timing of the collective training exercises in a specific unit's training strategy.

d. When developing the unit's training plan, the commander identifies the training tasks from the MTP that are required to train his or her METL.

**1-7. Conducting Training.** This MTP facilitates the planning, preparation, and conduct of unit training as explained in FM 7-0 and FM 7-1.

a. The commander assigns the missions and tasks for training based on his or her METL and the training guidance from the next higher headquarters. Trainers must plan and execute training in support of this guidance.

b. The commander reviews the mission outline in chapter 3 to determine whether the FTX and STXs provided will support, or can be modified to support, the senior commander's guidance. If they do not support the guidance or need to be modified, refer to the matrix in chapter 2. The matrix provides a listing of collective tasks that must be mastered to perform the mission.

c. The commander prioritizes the tasks that need training. Because training time is at a premium, the commander must orient training on the greatest challenges and most difficult sustainment skills.

d. The commander integrates training tasks into the training schedule by—

(1) Listing the tasks in the priority and frequency they need to be trained.

(2) Determining the amount of time required and how multi-echelon training can be used for the best results.

(3) Determining where the training can take place.

(4) Determining who is responsible for what. The leader of the element being trained must always be involved.

(5) Organizing requirements into blocks of time and training vehicles.

e. The commander must approve the list of tasks to be trained and schedule them on the unit training schedule.

f. The commander must determine the equipment and supplies needed to conduct the training.

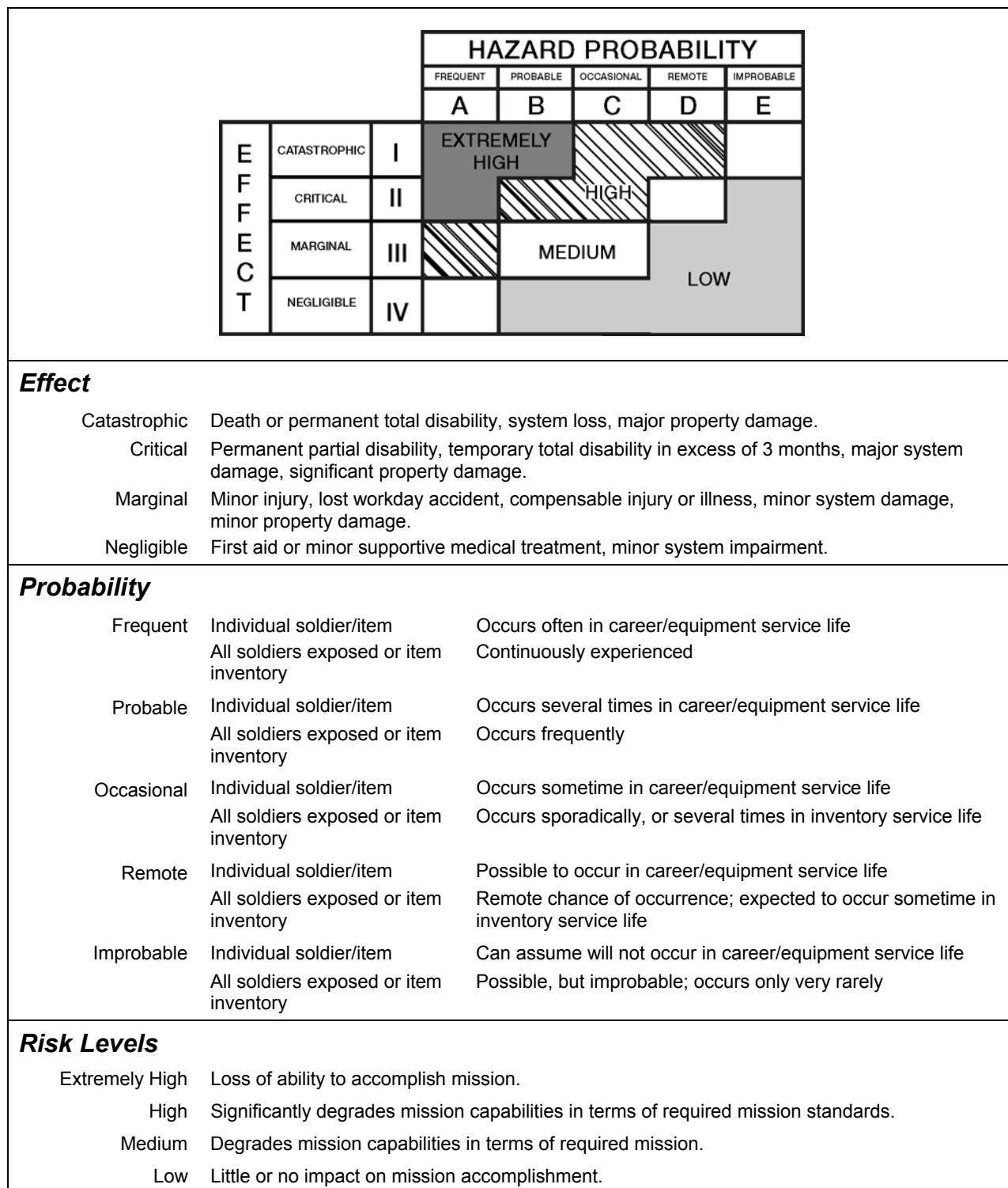
g. The commander must keep subordinate leaders informed and oversee their training. Standards must be rigidly enforced.

**1-8. Force Protection (Safety).**

a. Safety is a component of force protection. Commanders, leaders, and soldiers use risk assessment and management to tie force protection to the mission. Risk management assigns responsibility, institutionalizes the commander's review of operational safety, and leads to decisionmaking at a level of command appropriate to the risk. The objective of safety is to help units protect combat power through accident prevention, which enables units to win fast and decisively with minimal losses. Safety is an integral part of all combat operations and begins with readiness. Readiness determines a unit's ability to perform its METL to standard. The following readiness standards are addressed during METL assessment:

(1) Soldiers with the self-discipline to perform tasks to standard consistently.

- (2) Leaders who are ready, willing, and able to enforce standards.
  - (3) Training that provides skills needed for performance to standard.
  - (4) Standards and procedures for task preference that are clear and practical.
  - (5) Support for task preference, including equipment, personnel, maintenance, facilities, and service.
- b. Risk management is a tool that addresses the root causes (readiness shortcomings) of accidents. It assists commanders and leaders in identifying not only what the next accident might be, but also who is at risk of having the next accident. Risk management is a way to put more realism into training without paying the price in deaths, injuries, or damaged equipment.
- c. Safety demands total chain of command involvement in planning, preparing, executing, and evaluating training. The chain of command responsibilities include—
- (1) Commanders, who must—
    - (a) Seek optimum, not adequate, performance.
    - (b) Specify the risk acceptable to accomplish the mission.
    - (c) Select risk reductions provided by staff.
    - (d) Accept or reject residual risk, based on the benefit to be derived.
    - (e) Train and motivate leaders at all levels to use risk management concepts effectively.
  - (2) Staff, who must—
    - (a) Assist the commander in assessing risks and developing risk-reduction options for training.
    - (b) Integrate risk controls in plans, orders, METL standards, and performance measures.
    - (c) Eliminate unnecessary safety restrictions that diminish training effectiveness.
    - (d) Assess safety performance during training; evaluate safety performance during after-action reviews (AARs).
  - (3) Subordinate leaders, who must—
    - (a) Apply consistently effective risk-management concepts and methods to operations they lead.
    - (b) Report risk issues beyond their control or authority to their superiors.
  - (4) Individual soldiers, who must—
    - (a) Report unsafe conditions and act to correct the situation when possible.
    - (b) Establish a buddy system to keep a safety watch on one another.
    - (c) Take responsibility for personal safety.
    - (d) Work as team members.
    - (e) Modify their own risk behavior.
- d. Risk management is a five-step, cyclic process that is easily integrated into the decisionmaking process outlined in FM 101-5. The five steps are—
- (1) Identify hazards. Identify the most probable hazards for the mission.
  - (2) Assess hazards. Analyze each hazard to determine the probability of its causing an accident and the probable effect of the accident. Identify control options to eliminate or reduce the hazard. The Army standard risk assessment matrix (figure 1-2) is a tool for assessing hazards.



**Figure 1-2. Risk Assessment Matrix**

(3) Make risk decisions. Weigh the risk against the benefits of performing the operation. Accept no unnecessary risks and make any residual decisions at the proper level of command.

(4) Implement controls. Integrate specific controls into operation plans (OPLANs), operation orders (OPORDs), standing operating procedures (SOP), and rehearsals. Communicate controls to the individual soldier.

(5) Supervise. Determine the effectiveness of controls in reducing the probability and effect of identified hazards to include followup and AAR. Develop the lessons learned.

e. Fratricide prevention is a component of force protection and is closely related to safety. Fratricide is the employment of weapons, with the intent to kill the enemy or destroy his equipment, that results in unforeseen and unintentional death, injury, or damage to friendly personnel or equipment. Fratricide is, by definition, an accident. Risk assessment and management is the mechanism with which incidence of fratricide can be controlled.

f. The primary causes of fratricide are—

(1) Direct fire control plan failures. These occur when units fail to develop defensive and, particularly, offensive fire control plans.

(2) Land navigation failures. These result when units stray out of sector, report wrong locations, and become disoriented.

(3) Combat identification failures. These failures include gunners or pilots being unable to distinguish thermal and optical signatures near the maximum range of their sighting systems, and units in proximity mistaking each other for the enemy under limited visibility conditions.

(4) Inadequate control measures. Units fail to disseminate the minimum maneuver and fire support control measures necessary to tie control measures to recognizable terrain or events.

(5) Reporting communication failures. Units at all levels face problems in generating timely, accurate, and complete reports as locations and tactical situations change.

(6) Weapons errors. Lapses in individual discipline lead to gunnery errors, accidental discharges, mistakes with explosives and hand grenades, and similar incidents.

(7) Battlefield hazards. Unexploded ordnance, unmarked or unrecorded minefields, family of scatterable mines (FASCAM), and booby traps litter the battlefield. Failure to mark, remove, record, or anticipate these hazards increases the risk of friendly casualties.

g. Fratricide results in unacceptable losses and increases the risk of mission failure. Fratricide undermines the unit's ability to survive and function. Units experiencing fratricide observe the following consequences:

(1) Loss of confidence in the unit leadership.

(2) Increase in self-doubt among leaders.

(3) Hesitation to use supporting combat systems.

(4) Oversupervision of units.

(5) Hesitation to conduct night operations.

(6) Loss of aggressiveness during fire and maneuver.

(7) Loss of initiative.

(8) Disrupted operations.

(9) General degradation of cohesiveness, morale, and combat power.

**1-9. Environmental Protection.** Protection of natural resources is an ever-increasing concern to the Army. It is the responsibility of all unit leaders to decrease and, if possible, eliminate damage to the environment when conducting training. Environmental risk management parallels safety risk management and is based on the same philosophy. Environmental risk management consists of the following steps:

a. Identify hazards. Identify potential sources for environmental degradation during analysis of mission, enemy, terrain, troops, time available, and civilian considerations (METT-TC) factors. This requires identifying environmental hazards. An environmental hazard is a condition with the potential for polluting air, soil, or water and/or destroying cultural and historical artifacts.

b. Assess the hazard. Analyze the potential severity of environmental degradation using environmental risk assessment matrixes (figure 1-3). Consider the severity of environmental degradation when determining the potential effect an operation will have on the environment. The risk impact value is an

indicator of the severity of environmental degradation. Quantify the risk to the environment resulting from the operation as extremely high, high, medium, or low, using the environmental risk assessment matrixes.

Environmental area					Rating:		
<b>Unit Operations</b>		<b>Risk Impact</b>					
Movement of heavy vehicles or systems		5	4	3	2	1	0
Movement of personnel and light vehicles or systems		5	4	3	2	1	0
Assembly area activities		5	4	3	2	1	0
Field maintenance of equipment		5	4	3	2	1	0
Garrison maintenance of equipment		5	4	3	2	1	0

	<i>Movement of heavy Vehicles/systems</i>	<i>Movement of personnel and light systems</i>	<i>Assembly area activities</i>	<i>Field maintenance of equipment</i>	<i>Garrison maintenance of equipment</i>	<i>Risk rating</i>
Air pollution						
Archeological and historical sites						
Hazardous material and waste						
Noise pollution						
Threatened or endangered species						
Water pollution						
Wetland protection						
Overall rating						

Overall Environmental Risk Assessment Form

<i>Category</i>	<i>Range</i>	<i>Environmental Damage</i>	<i>Decisionmaker</i>
Low	0-58	Little or none	Appropriate level
Medium	59-117	Minor	Appropriate level
High	118-149	Significant	Division Cmdr
Extremely High	150-175	Severe	MACOM Cmdr

**Risk Categories**

**Figure 1-3. Environmental Risk Assessment Matrix**

- c. Make environmental risk decisions. Make decisions and develop measures to reduce high environmental risks.
- d. Brief the chain of command. Brief chain of command (to include the installation environmental office, if applicable) on proposed plans and pertinent high-risk environmental matrixes. Risk decisions are made at a level of command that corresponds to the degree of risk.
- e. Implement controls. Implement environmental protection measures by integrating them into plans, orders, SOP, training performance standards, and rehearsals.
- f. Supervise. Supervise and enforce environmental protection standards.

**1-10. Evaluation.** The T&EOs in chapter 5 describe standards that must be met for each task.

a. Evaluations can be internal or external. Internal evaluations are conducted at all levels, and must be inherent in all training. External evaluations are usually more formal and are normally conducted by a headquarters two levels above the unit being evaluated (see chapter 6).

b. A critical weakness in training is the failure to evaluate each task every time it is executed. The ARTEP concept is based on simultaneous training and evaluation. Too often, leaders do not practice continuous evaluation. Often, soldiers or small units are trained to perform a task to standard; then, later, when they execute the task as part of a training exercise, they execute it poorly or incorrectly and are not corrected. For this program to work, trainers and leaders must continually evaluate training as it is being executed.

c. Leaders should emphasize direct, on-the-spot evaluations. Correcting poor performance during individual or small group training is easy to do. In higher-level exercises, it is usually not feasible to do this with outside evaluators, but the opportunity for correction should not be overlooked. Plan AARs at frequent, logical intervals during the exercise(s) (usually after the completion of a major subordinate task). This is a proven technique that allows soldiers to correct performance shortcomings while the training is still fresh in their minds and prevents reinforcement of bad habits.

d. FM 7-1 provides detailed instructions for conducting an AAR and detailed guidance on coaching and critiquing during training.

**1-11. Feedback.** Recommendations for improving this MTP are requested. Feedback will help to ensure this MTP answers the training needs of units in the field. Use [DA Form 7507](#) (*ARTEP Mission Training Plan User Feedback*) to send recommendations and comments.

## Chapter 2 Training Matrixes

**2-1. General.** The training matrixes help the commander plan the training of unit personnel. Based on the proficiency of the unit, training is focused on operational weaknesses. The mission identification list (figure 2-1) identifies the missions for the unit.

<b>Mission Title</b>
<ul style="list-style-type: none"> <li>• Command and Control</li> <li>• Communicate</li> <li>• Deploy and Redeploy</li> <li>• Generic Mission</li> <li>• Move</li> <li>• Protect the Force</li> <li>• Provide Intelligence Support</li> <li>• Provide Security</li> <li>• Sustain, Maintain, and Resupply</li> </ul>

**Figure 2-1. Mission Identification List**

**2-2. Collective Task to Missions Listing.** This listing (table 2-1) identifies the missions and their supporting collective tasks. The tasks are listed under the appropriate battlefield operating system (BOS) in paragraph 2-3.

<b>Table 2-1. Collective Task to Missions</b>	
<i>Task Number</i>	<i>Task Title</i>
<b>MISSION: Command and Control</b>	
(11-2-C302.34-0001)	Establish and Operate a Single Channel Voice Radio Network with Single Channel Ground and Airborne Radio System (SINCGARS) System Improvement Program (SIP)
(17-2-3808.34-0002)	Operate the Company Command Post
(17-3-0065.34-0001)	Conduct Troop-Leading Procedures
(34-2-9001)	Execute Direct Support Military Intelligence Company Operations (Heavy) (Digitized)
(34-3-0001)	Monitor Platoon Operational Status
(34-3-9002)	Execute Operation's Platoon Operations
(34-3-9021)	Execute Ground Surveillance Radar Platoon Operations
(34-3-9031)	Execute TUAV Platoon Operations
<b>MISSION: Communicate</b>	
(11-2-C302.34-0001)	Establish and Operate a Single Channel Voice Radio Network with Single Channel Ground and Airborne Radio System (SINCGARS) System Improvement Program (SIP)

<b>Table 2-1. Collective Task to Missions</b>	
<b>Task Number</b>	<b>Task Title</b>
(11-3-1102.34-0001)	Install/Operate/Maintain a Single Channel Ground and Airborne Radio System (SINCGARS) Frequency Hopping (FH) Network
(11-3-C302.34-0001)	Establish and Operate a Single Channel Voice Radio Network
(11-5-0102.34-0001)	Install/Operate/Maintain a Single Channel Voice Radio Station (FM)
(11-5-0201.34-0001)	Operate/Maintain/Troubleshoot Platform with Applique, Precision Lightweight GPS Receiver (PLGR) and SINCGARS System Improvement Program (SIP)
(11-5-0202.34-0001)	Operate/Maintain/Troubleshoot Platform with Applique, EPLRS, Precision Lightweight (GPS) Receiver (PLGR), and SINCGARS System Improvement Program (SIP)
(34-4-0008)	Emplace Antenna Group OE-239
(34-4-0601)	Establish an Operational All Source Analysis System (ASAS) After a Move
(34-4-0604)	Establish an Operational All Source Analysis System Remote Workstation (ASAS-RWS) After a Move
(34-4-1201)	Establish the Operational Site (Trojan Spirit)
(34-4-1202)	Prepare the AN/TSQ-190 (V) for Operation (Trojan Spirit)
(34-4-1203)	Request Theater and National Collection Support Through Joint Worldwide Communications System (JWICS) and Secure Internet Protocol Router Network (SIPRNET)
(34-4-1204)	Access National and Higher Echelon Intelligence Databases Through Joint Worldwide Communications System (JWICS) and Secure Internet Protocol Router Network (SIPRNET)
(34-4-1205)	Collaborate Analysis With Supporting Theater and National Intelligence Agencies Through JWICS and SIPRNET
(34-5-0050)	Establish the Common Ground Station (CGS) Site
(34-5-0051)	Conduct Common Ground Station (CGS) Pre-Mission Activities
(34-5-0053)	Conduct Common Ground Station (CGS) Post-Mission Activities
(34-6-2019)	Emplace the Analysis and Control Team (ACT)
(63-2-8018.34-0001)	Prepare Vehicles and Equipment for Redeployment
<b>MISSION: Deploy and Redeploy</b>	
(34-4-0600)	Prepare the All Source Analysis System (ASAS) for Redeployment
(34-4-0603)	Prepare the All Source Analysis System Remote Workstation (ASAS-RWS) for Redeployment
(34-4-1200)	Prepare the AN/TSQ-190 (V) Trojan Spirit for Deployment
(34-5-0054)	Prepare the Common Ground Station (CGS) for Redeployment
(63-2-8001.34-0001)	Perform Deployment Alert Activities
(63-2-8002.34-0001)	Perform Personnel and Administrative Predeployment Activities
(63-2-8003.34-0001)	Perform Predeployment Training Activities
(63-2-8004.34-0001)	Perform Predeployment Supply Activities
(63-2-8005.34-0001)	Perform Predeployment Maintenance Activities
(63-2-8006.34-0001)	Prepare Vehicles and Equipment for Deployment
(63-2-8007.34-0001)	Prepare Unit for Nontactical Move
(63-2-8008.34-0001)	Conduct Nontactical Road March
(63-2-8009.34-0001)	Perform Seaport of Embarkation Activities for Deployment



<b>Table 2-1. Collective Task to Missions</b>	
<b>Task Number</b>	<b>Task Title</b>
(63-2-8010.34-0001)	Perform Aerial Port of Embarkation Activities for Deployment
(63-2-8011.34-0001)	Perform Aerial Port of Debarkation Activities for Deployment
(63-2-8012.34-0001)	Perform Seaport of Debarkation Activities for Deployment
(63-2-8013.34-0001)	Prepare Equipment Reception Team for Tactical Road March
(63-2-8014.34-0001)	Perform Redeployment Personnel and Administrative Actions
(63-2-8015.34-0001)	Perform Redeployment Training Activities
(63-2-8016.34-0001)	Perform Redeployment Supply Activities
(63-2-8017.34-0001)	Perform Redeployment Maintenance Activities
(63-2-8018.34-0001)	Prepare Vehicles and Equipment for Redeployment
(63-2-8019.34-0001)	Perform Seaport of Embarkation Activities for Redeployment
(63-2-8020.34-0001)	Perform Aerial Port of Embarkation Activities for Redeployment
(63-2-8021.34-0001)	Perform Aerial Port of Debarkation Activities for Redeployment
(63-2-8022.34-0001)	Perform Home Station Activities
(63-2-8023.34-0001)	Perform Seaport of Debarkation Activities for Redeployment
(63-2-8024.34-0001)	Perform Demobilization Station Activities
(63-2-8025.34-0001)	Conduct Integration Activities
(63-2-8026.34-0001)	Conduct Staging Activities
(63-2-8027.34-0001)	Plan Unit Mobilization in a Peacetime Environment
(63-2-8029.34-0001)	Plan Unit Redeployment
(71-3-C231.34-0001)	Perform Risk Management Procedures
<b>MISSION: Generic</b>	
(03-2-C310.34-0001)	Conduct a Chemical Survey
(03-2-C312.34-0001)	Conduct Thorough Decontamination Operations
(05-3-0301.34-0001)	Construct Wire Entanglements
(05-3-C230.34-0001)	Construct a Protective Obstacle
(05-5-0302.34-0001)	Prepare Crew-Served Weapons Fighting Positions
(07-2-C314.34-0001)	Establish Company Defensive Position
(07-3-C212.34-0001)	Defend Unit Position
(07-3-C227.34-0001)	Perform a Tactical Road March
(07-3-C228.34-0001)	Occupy Assembly Area
(07-3-C229.34-0001)	Perform Passage of Lines
(08-2-0003.34-0001)	Treat Casualties
(08-2-C316.34-0001)	Transport Casualties
(08-2-R303.34-0001)	Conduct Battlefield Stress Reduction and Prevention Procedures
(08-2-R315.34-0001)	Perform Field Sanitation Functions
(11-3-1102.34-0001)	Install/Operate/Maintain a Single Channel Ground and Airborne Radio System (SINCGARS) Frequency Hopping (FH) Network
(11-3-C302.34-0001)	Establish and Operate a Single Channel Voice Radio Network
(11-5-0102.34-0001)	Install/Operate/Maintain a Single Channel Voice Radio Station (FM)
(12-3-C216.34-0001)	Maintain Platoon Strength

<b>Table 2-1. Collective Task to Missions</b>	
<b>Task Number</b>	<b>Task Title</b>
(19-3-3105.34-0001)	Process Captured Documents and Equipment
(34-3-0001)	Monitor Platoon Operational Status
(34-4-0022)	Employ Improved Remotely Monitored Battlefield Sensor System (IREMBASS)
(34-4-0023)	Prepare the Repeater for Operation (Improved Remotely Monitored Battlefield Sensor System (IREMBASS))
(34-4-0024)	Emplace the Repeater for Operation (Improved Remotely Monitored Battlefield Sensor System (IREMBASS))
(34-4-0025)	Recover the Repeater (Improved Remotely Monitored Battlefield Sensor System (IREMBASS))
(34-4-0026)	Recover the Sensors (Improved Remotely Monitored Battlefield Sensor System (IREMBASS))
(34-5-0050)	Establish the Common Ground Station (CGS) Site
(34-5-0051)	Conduct Common Ground Station (CGS) Pre-Mission Activities
(34-5-0054)	Prepare the Common Ground Station (CGS) for Redeployment
(34-6-2004)	Produce Intelligence Products (BDE)
(34-6-2009)	Direct Intelligence Operations (BDE)
(34-6-2013)	Process Specific Information Requirements (SIR) Data (BDE)
(34-6-2020)	Produce a Reconnaissance, Intelligence, Surveillance and Target Acquisition (RISTA) Plan (BDE)
(63-2-8001.34-0001)	Perform Deployment Alert Activities
(63-2-8002.34-0001)	Perform Personnel and Administrative Predeployment Activities
(63-2-8003.34-0001)	Perform Predeployment Training Activities
(63-2-8005.34-0001)	Perform Predeployment Maintenance Activities
(63-2-8006.34-0001)	Prepare Vehicles and Equipment for Deployment
(63-2-8007.34-0001)	Prepare Unit for Nontactical Move
(63-2-8008.34-0001)	Conduct Nontactical Road March
(63-2-8012.34-0001)	Perform Seaport of Debarkation Activities for Deployment
(63-2-8013.34-0001)	Prepare Equipment Reception Team for Tactical Road March
(63-2-8014.34-0001)	Perform Redeployment Personnel and Administrative Actions
(63-2-8015.34-0001)	Perform Redeployment Training Activities
(63-2-8025.34-0001)	Conduct Integration Activities
(63-2-8026.34-0001)	Conduct Staging Activities
(71-3-C231.34-0001)	Perform Risk Management Procedures
(71-3-C232.34-0001)	Maintain Operations Security
(07-3-C211.34-0001)	Move Tactically
(07-3-C219.34-0001)	Establish Unit Defense
(10-2-C320.34-0001)	Provide Company Supply Support
(11-5-0201.34-0001)	Operate/Maintain/Troubleshoot Platform With Applique, Precision Lightweight GPS Receiver (PLGR) and SINCGARS System Improvement Program (SIP)
(11-5-0202.34-0001)	Operate/Maintain/Troubleshoot Platform With Applique, EPLRS, Precision Lightweight (GPS) Receiver (PLGR), and SINCGARS System Improvement Program (SIP)

<b>Table 2-1. Collective Task to Missions</b>	
<b>Task Number</b>	<b>Task Title</b>
(12-3-C215.34-0001)	Combat Battlefield Stress
(34-4-0008)	Emplace Antenna Group OE-239
(34-4-0600)	Prepare the All Source Analysis System (ASAS) for Redeployment
(34-4-0601)	Establish an Operational All Source Analysis System (ASAS) After a Move
(34-4-0602)	Conduct All Source Analysis System (ASAS) Operations
(34-4-1200)	Prepare the AN/TSQ-190 (V) Trojan Spirit for Deployment
(34-4-1201)	Establish the Operational Site (Trojan Spirit)
(34-4-1202)	Prepare the AN/TSQ-190 (V) for Operation (Trojan Spirit)
(34-4-1203)	Request Theater and National Collection Support Through Joint Worldwide Communications System (JWICS) and Secure Internet Protocol Router Network (SIPRNET)
(34-4-1204)	Access National and Higher Echelon Intelligence Databases Through Joint Worldwide Communications System (JWICS) and Secure Internet Protocol Router Network (SIPRNET)
(34-4-1205)	Collaborate Analysis With Supporting Theater and National Intelligence Agencies Through JWICS and SIPRNET
(34-5-0003)	Establish the Radar Site (GSR)
(34-5-0004)	Conduct Search With Radar
(34-5-0052)	Conduct Common Ground Station (CGS) Mission Activities
(34-5-0053)	Conduct Common Ground Station (CGS) Post-Mission Activities
(34-6-2019)	Emplace the Analysis and Control Team (ACT)
<b>MISSION: Move</b>	
(63-2-4006.34-0001)	Defend Convoy Elements
(07-3-C211.34-0001)	Move Tactically
(07-3-C227.34-0001)	Perform a Tactical Road March
(07-3-C228.34-0001)	Occupy Assembly Area
(07-3-C229.34-0001)	Perform Passage of Lines
(07-5-1107.34-0001)	Move Tactically (Dismounted)
(07-5-1108.34-0001)	Cross Danger Area
(07-5-1109.34-0001)	Cross Water Obstacle
(07-5-1111.34-0001)	Establish Surveillance Site (Dismounted)
(17-3-1021.34-0001)	Execute Actions on Contact
(34-4-1015)	Displace From the Tactical Unmanned Aerial Vehicle (TUAV) Launch and Recovery Site (Shadow)
(34-4-1016)	Displace From the Tactical Unmanned Aerial Vehicle (TUAV) Forward Control Site (Shadow)
(34-4-1200)	Prepare the AN/TSQ-190 (V) Trojan Spirit for Deployment
(34-5-1117)	Break Contact
(34-6-2018)	Displace the Analysis and Control Team (ACT)
(34-6-2019)	Emplace the Analysis and Control Team (ACT)
(55-2-C324.34-0001)	Conduct a Convoy
(63-2-8007.34-0001)	Prepare Unit for Nontactical Move

<b>Table 2-1. Collective Task to Missions</b>	
<b>Task Number</b>	<b>Task Title</b>
(63-2-8008.34-0001)	Conduct Nontactical Road March
<b>MISSION: Protect the Force</b>	
(03-2-C310.34-0001)	Conduct a Chemical Survey
(03-2-C312.34-0001)	Conduct Thorough Decontamination Operations
(03-3-C201.34-0001)	Prepare for Operations Under Nuclear, Biological, and Chemical Conditions
(03-3-C203.34-0001)	Respond to a Chemical Attack
(03-3-C205.34-0001)	Prepare for a Friendly Nuclear Strike
(03-3-C206.34-0001)	Prepare for Nuclear Attack
(03-3-C208.34-0001)	Cross a Radiologically Contaminated Area
(03-3-C209.34-0001)	React to Smoke Operations
(03-3-C222.34-0001)	Respond to the Residual Effects of a Nuclear Attack
(03-3-C223.34-0001)	Respond to the Initial Effects of a Nuclear Attack
(03-3-C224.34-0001)	Conduct Operational Decontamination
(03-3-C225.34-0001)	Conduct Chemical Reconnaissance
(03-3-C226.34-0001)	Cross a Chemically Contaminated Area
(05-2-C301.34-0001)	Camouflage Vehicles and Equipment
(05-3-0210.34-0001)	Disable Critical Equipment/Material
(05-3-0301.34-0001)	Construct Wire Entanglements
(05-3-C230.34-0001)	Construct a Protective Obstacle
(05-5-0302.34-0001)	Prepare Crew-Served Weapons Fighting Positions
(07-2-C314.34-0001)	Establish Company Defensive Position
(07-3-C212.34-0001)	Defend Unit Position
(07-3-C219.34-0001)	Establish Unit Defense
(07-5-1111.34-0001)	Establish Surveillance Site (Dismounted)
(08-2-0003.34-0001)	Treat Casualties
(08-2-C316.34-0001)	Transport Casualties
(08-2-R303.34-0001)	Conduct Battlefield Stress Reduction and Prevention Procedures
(08-2-R315.34-0001)	Perform Field Sanitation Functions
(12-3-C215.34-0001)	Combat Battlefield Stress
(17-3-1021.34-0001)	Execute Actions on Contact
(19-3-3105.34-0001)	Process Captured Documents and Equipment
(19-3-3106.34-0001)	Handle Enemy Prisoners of War
(34-4-1200)	Prepare the AN/TSQ-190 (V) Trojan Spirit for Deployment
(44-3-C220.34-0001)	Use Passive Air Defense Measures
(44-3-C221.34-0001)	Take Active Combined Arms Air Defense Measures Against Hostile Aerial Platforms
(55-2-C324.34-0001)	Conduct a Convoy
(71-3-C231.34-0001)	Perform Risk Management Procedures
(71-3-C232.34-0001)	Maintain Operations Security

<b>Table 2-1. Collective Task to Missions</b>	
<b>Task Number</b>	<b>Task Title</b>
<b>MISSION: Provide Intelligence Support</b>	
(19-3-3105.34-0001)	Process Captured Documents and Equipment
(34-2-9001)	Execute Direct Support Military Intelligence Company Operations (Heavy) (Digitized)
(34-3-9002)	Execute Operation's Platoon Operations
(34-3-9031)	Execute TUAV Platoon Operations
(34-4-0008)	Emplace Antenna Group OE-239
(34-4-0022)	Employ Improved Remotely Monitored Battlefield Sensor System (IREMBASS)
(34-4-0023)	Prepare the Repeater for Operation (Improved Remotely Monitored Battlefield Sensor System (IREMBASS))
(34-4-0024)	Emplace the Repeater for Operation (Improved Remotely Monitored Battlefield Sensor System (IREMBASS))
(34-4-0025)	Recover the Repeater (Improved Remotely Monitored Battlefield Sensor System (IREMBASS))
(34-4-0026)	Recover the Sensors (Improved Remotely Monitored Battlefield Sensor System (IREMBASS))
(34-4-0602)	Conduct All Source Analysis System (ASAS) Operations
(34-4-0603)	Prepare the All Source Analysis System Remote Workstation (ASAS-RWS) for Redeployment
(34-4-0604)	Establish an Operational All Source Analysis System Remote Workstation (ASAS-RWS) After a Move
(34-4-0605)	Conduct All Source Analysis System (ASAS) Operations
(34-4-1010)	Emplace the Tactical Unmanned Aerial Vehicle (TUAV) Launch and Recovery Site (Shadow)
(34-4-1011)	Emplace the Tactical Unmanned Aerial Vehicle (TUAV) Forward Control Site (Shadow)
(34-4-1012)	Perform Tactical Unmanned Aerial Vehicle (TUAV) Airspace Coordination and Control (Shadow)
(34-4-1013)	Perform Tactical Unmanned Aerial Vehicle (TUAV) Flight/Mission Operations (Shadow)
(34-4-1014)	Perform Tactical Unmanned Aerial Vehicle (TUAV) System Maintenance (Shadow)
(34-4-1015)	Displace From the Tactical Unmanned Aerial Vehicle (TUAV) Launch and Recovery Site (Shadow)
(34-4-1016)	Displace From the Tactical Unmanned Aerial Vehicle (TUAV) Forward Control Site (Shadow)
(34-5-0003)	Establish the Radar Site (GSR)
(34-5-0004)	Conduct Search With Radar
(34-5-0050)	Establish the Common Ground Station (CGS) Site
(34-5-0051)	Conduct Common Ground Station (CGS) Pre-Mission Activities
(34-5-0052)	Conduct Common Ground Station (CGS) Mission Activities
(34-5-0053)	Conduct Common Ground Station (CGS) Post-Mission Activities
(34-5-0054)	Prepare the Common Ground Station (CGS) for Redeployment

<b>Table 2-1. Collective Task to Missions</b>	
<b>Task Number</b>	<b>Task Title</b>
(34-6-2002)	Conduct Intelligence Preparation of the Battlefield (IPB) in Support of Urban Operations (BDE)
(34-6-2003)	Conduct Intelligence Preparation of the Battlefield (IPB) (BDE)
(34-6-2004)	Produce Intelligence Products (BDE)
(34-6-2005)	Disseminate Combat Information and Intelligence (BDE)
(34-6-2009)	Direct Intelligence Operations (BDE)
(34-6-2010)	Maintain the Current Enemy Situation (BDE)
(34-6-2012)	Supervise Intelligence Operations (BDE)
(34-6-2013)	Process Specific Information Requirements (SIR) Data (BDE)
(34-6-2015)	Provide Intelligence Support to Targeting (BDE)
(34-6-2019)	Emplace the Analysis and Control Team (ACT)
(34-6-2020)	Produce a Reconnaissance, Intelligence, Surveillance and Target Acquisition (RISTA) Plan (BDE)
<b>MISSION: Provide Security</b>	
(05-3-0301.34-0001)	Construct Wire Entanglements
(05-3-C230.34-0001)	Construct a Protective Obstacle
(05-5-0302.34-0001)	Prepare Crew-Served Weapons Fighting Positions
(34-6-0405)	Employ Security Measures (BDE)
(71-3-C232.34-0001)	Maintain Operations Security
<b>MISSION: Sustain, Maintain, and Resupply</b>	
(07-3-C212.34-0001)	Defend Unit Position
(08-2-R315.34-0001)	Perform Field Sanitation Functions
(10-2-C318.34-0001)	Perform Unit Graves Registration (GRREG) Operations
(10-2-C319.34-0001)	Receive Airdrop Resupply
(10-2-C320.34-0001)	Provide Company Supply Support
(12-2-C321.34-0001)	Maintain Company Strength
(12-2-C338.34-0001)	Maintain Troop Morale and Combat Capability
(12-3-C216.34-0001)	Maintain Platoon Strength
(17-2-2000.34-0001)	Conduct Assembly Area Activities
(34-3-0001)	Monitor Platoon Operational Status
(34-4-1014)	Perform Tactical Unmanned Aerial Vehicle (TUAV) System Maintenance (Shadow)
(43-2-C336.34-0001)	Conduct Company-Level Maintenance Operations [for Unit without a Maintenance Element]
(55-2-C324.34-0001)	Conduct a Convoy
(55-2-C325.34-0001)	Receive External Sling Load Resupply
(63-2-8004.34-0001)	Perform Predeployment Supply Activities
(63-2-8005.34-0001)	Perform Predeployment Maintenance Activities
(63-2-8006.34-0001)	Prepare Vehicles and Equipment for Deployment
(63-2-8016.34-0001)	Perform Redeployment Supply Activities

<b>Table 2-1. Collective Task to Missions</b>	
<b>Task Number</b>	<b>Task Title</b>
(63-2-8017.34-0001)	Perform Redeployment Maintenance Activities
(63-2-8018.34-0001)	Prepare Vehicles and Equipment for Redeployment

**2-3. Supporting References to Collective Tasks Listing.** This listing identifies references that provide additional information on each of the collective tasks.

**BOS: Develop Intelligence**

**Collective Task: 34-2-9001**

**Execute Direct Support Military Intelligence Company Operations (Heavy) (Digitized)**

**Reference(s)**

FM 34-10	Division Intelligence and Electronic Warfare Operations
FM 34-3	Intelligence Analysis
FM 34-5	Human Intelligence
FM 34-52	Intelligence Interrogation
FM 34-60	Counterintelligence
FM 34-80	Brigade and Battalion Intelligence and Electronic Warfare Operations

**Collective Task: 34-3-0001**

**Monitor Platoon Operational Status**

**Reference(s)**

FM 34-80	Brigade and Battalion Intelligence and Electronic Warfare Operations
----------	----------------------------------------------------------------------

**Collective Task: 34-3-9002**

**Execute Operation's Platoon Operations**

**Reference(s)**

FM 2-0	Intelligence
FM 34-3	Intelligence Analysis
FM 34-52	Intelligence Interrogation
FM 34-60	Counterintelligence
FM 34-80	Brigade and Battalion Intelligence and Electronic Warfare Operations
TM 11-5840-298-12	Operator's and Organizational Maintenance Manual (Including Repair Parts and Special Tools Lists): Radar Sets, AN/PPS-5, AN/PPS-5A, and AN/PPS-5B

**Collective Task: 34-3-9031**

**Execute UAV Platoon Operations**

**Reference(s)**

AR 95-1	Flight Regulations
AR 95-23	Unmanned Aerial Vehicle Flight Regulations
DA PAM 738-750	Functional User's Manual for the Army Maintenance Management System (TAMMS)
DA PAM 738-751	Functional User's Manual for the Army Maintenance Management System - Aviation (TAMMS-A)
FM 7-0	Training the Force
FM 7-1	Battle Focused Training
STP 34-96H14-SM-TG	Soldier's Manual and Trainer's Guide for MOS 96H, Common Ground Station Operator, Skill Levels 1, 2, 3, and 4
TC 34-212	Unmanned Aerial Vehicle Aircrew Training Manual
TC 1-210	Aircrew Training Program Commander's Guide to Individual and Crew Standardization

<p><b>Collective Task: 34-4-0008</b></p> <p><b>Reference(s)</b>                  TM 11-5820-867-12</p>	<p><b>Emplace Antenna Group OE-239</b></p> <p>Operator's and Organizational Maintenance Manual: Sensor Monitoring Set AN/GSQ-187 and Antenna Group OE-239/GSQ-187</p>
<p><b>Collective Task: 34-4-0022</b></p> <p><b>Reference(s)</b>                  FM 34-80                  TM 11-5895-1552-12</p>	<p><b>Employ Improved Remotely Monitored Battlefield Sensor System (IREMBASS)</b></p> <p>Brigade and Battalion Intelligence and Electronic Warfare Operations Operator's and Organizational Maintenance Manual</p>
<p><b>Collective Task: 34-4-0023</b></p> <p><b>Reference(s)</b>                  TM 11-6350-293-12                  TM 11-5895-1552-12</p>	<p><b>Prepare the Repeater for Operation (Improved Remotely Monitored Battlefield Sensor System (IREMBASS))</b></p> <p>Operator's and Organizational Maintenance Manual for Sensor Set, Anti-Intrusion DT-561A-GSQ                  Operator's and Organizational Maintenance Manual for Monitor-Programmer Set AN/PSQ-7</p>
<p><b>Collective Task: 34-4-0024</b></p> <p><b>Reference(s)</b>                  TM 11-6350-293-12                  TM 11-5895-1552-12</p>	<p><b>Emplace the Repeater for Operation (Improved Remotely Monitored Battlefield Sensor System (IREMBASS))</b></p> <p>Operator's and Organizational Maintenance Manual for Sensor Set, Anti-Intrusion DT-561A-GSQ                  Operator's and Organizational Maintenance Manual for Monitor-Programmer Set AN/PSQ-7</p>
<p><b>Collective Task: 34-4-0025</b></p> <p><b>Reference(s)</b>                  TM 11-6350-293-12                  TM 11-5895-1552-12</p>	<p><b>Recover the Repeater (Improved Remotely Monitored Battlefield Sensor System (IREMBASS))</b></p> <p>Operator's and Organizational Maintenance Manual for Sensor Set, Anti-Intrusion DT-561A-GSQ                  Operator's and Organizational Maintenance Manual for Monitor-Programmer Set AN/PSQ-7</p>
<p><b>Collective Task: 34-4-0026</b></p> <p><b>Reference(s)</b>                  TM 11-6350-293-12                  TM 11-5895-1552-12</p>	<p><b>Recover the Sensors (Improved Remotely Monitored Battlefield Sensor System (IREMBASS))</b></p> <p>Operator's and Organizational Maintenance Manual for Sensor Set, Anti-Intrusion DT-561A-GSQ                  Operator's and Organizational Maintenance Manual for Monitor-Programmer Set AN/PSQ-7</p>
<p><b>Collective Task: 34-4-0600</b></p> <p><b>Reference(s)</b>                  FM 3-25.26                  FM 2-0                  FM 34-10                  FM 34-2                  FM 34-25                  FM 34-3                  FM 34-80</p>	<p><b>Prepare the All Source Analysis System (ASAS) for Redeployment</b></p> <p>Map Reading and Land Navigation                  Intelligence                  Division Intelligence and Electronic Warfare Operations                  Collection Management and Synchronization Planning                  Corps Intelligence and Electronic Warfare Operations                  Intelligence Analysis                  Brigade and Battalion Intelligence and Electronic Warfare Operations</p>



**Collective Task: 34-4-0601**

**Establish an Operational All Source Analysis System (ASAS) After a Move**

**Reference(s)**

FM 3-25.26	Map Reading and Land Navigation
FM 2-0	Intelligence
FM 34-10	Division Intelligence and Electronic Warfare Operations
FM 34-25	Corps Intelligence and Electronic Warfare Operations
FM 34-80	Brigade and Battalion Intelligence and Electronic Warfare Operations

**Collective Task: 34-4-0602**

**Conduct All Source Analysis System (ASAS) Operations**

**Reference(s)**

FM 3-0	Operations
FM 3-19.30	Physical Security
FM 3-25.26	Map Reading and Land Navigation
FM 2-0	Intelligence
FM 34-10	Division Intelligence and Electronic Warfare Operations
FM 34-130	Intelligence Preparation of the Battlefield
FM 34-2	Collection Management and Synchronization Planning
FM 34-25	Corps Intelligence and Electronic Warfare Operations
FM 34-3	Intelligence Analysis
FM 34-54	Battlefield Technical Intelligence
FM 34-80	Brigade and Battalion Intelligence and Electronic Warfare Operations

**Collective Task: 34-4-0603**

**Prepare the All Source Analysis System Remote Workstation (ASAS-RWS) for Redeployment**

**Reference(s)**

FM 3-25.26	Map Reading and Land Navigation
FM 2-0	Intelligence
FM 34-10	Division Intelligence and Electronic Warfare Operations
FM 34-2	Collection Management and Synchronization Planning
FM 34-25	Corps Intelligence and Electronic Warfare Operations
FM 34-3	Intelligence Analysis
FM 34-80	Brigade and Battalion Intelligence and Electronic Warfare Operations

**Collective Task: 34-4-0604**

**Establish an Operational All Source Analysis System Remote Workstation (ASAS-RWS) After a Move**

**Reference(s)**

FM 3-25.26	Map Reading and Land Navigation
FM 2-0	Intelligence
FM 34-10	Division Intelligence and Electronic Warfare Operations
FM 34-25	Corps Intelligence and Electronic Warfare Operations
FM 34-80	Brigade and Battalion Intelligence and Electronic Warfare Operations

**Collective Task: 34-4-0605**

**Conduct All Source Analysis System (ASAS) Operations**

**Reference(s)**

FM 3-0	Operations
FM 3-19.30	Physical Security
FM 3-25.26	Map Reading and Land Navigation
FM 2-0	Intelligence
FM 34-10	Division Intelligence and Electronic Warfare Operations
FM 34-130	Intelligence Preparation of the Battlefield
FM 34-2	Collection Management and Synchronization Planning
FM 34-25	Corps Intelligence and Electronic Warfare Operations
FM 34-3	Intelligence Analysis

FM 34-54                      Battlefield Technical Intelligence  
 FM 34-80                      Brigade and Battalion Intelligence and Electronic Warfare Operations

**Collective Task: 34-4-1010                      Emplace the Tactical Unmanned Aerial Vehicle (TUAV) Launch and Recovery Site (Shadow)**

**Reference(s)**  
 AR 95-1                      Flight Regulations  
 AR 95-23                      Unmanned Aerial Vehicle Flight Regulations  
 FM 3-0                      Operations  
 FM 7-0                      Training the Force  
 FM 7-1                      Battle Focused Training  
 DA PAM 738-750              Functional User’s Manual for the Army Maintenance Management System (TAMMS)  
 DA PAM 738-751              Functional User’s Manual for the Army Maintenance Management System - Aviation (TAMMS-A)  
 STP 34-96U14-SM-TG        Soldier’s Manual and Trainer’s Guide for MOS 96U, Tactical Unmanned Aerial Vehicle Operator, Skill Levels 1, 2, 3, and 4  
 TC 1-210                      Aircrew Training Program Commander’s Guide to Individual and Crew Standardization  
 TC 34-212                      Unmanned Aerial Vehicle Aircrew Training Manual

**Collective Task: 34-4-1011                      Emplace the Tactical Unmanned Aerial Vehicle (TUAV) Forward Control Site (Shadow)**

**Reference(s)**  
 FM 2-0                      Intelligence  
 USOP                      Unit SOP

**Collective Task: 34-4-1012                      Perform Tactical Unmanned Aerial Vehicle (TUAV) Airspace Coordination and Control (Shadow)**

**Reference(s)**  
 AR 95-2                      Air Traffic Control, Airspace, Airfields, Flight Activities, and Navigational Aids  
 FM 3-52                      Army Airspace Command and Control in a Combat Zone  
 FM 3-100.2                      (ICAC2) Multi-Service Procedures for Integrated Combat Airspace Command and Control  
 JP 3-52                      Doctrine for Joint Airspace Control in a Combat Zone  
 TC 1-210                      Aircrew Training Program Commander’s Guide to Individual and Crew Standardization

**Collective Task: 34-4-1013                      Perform Tactical Unmanned Aerial Vehicle (TUAV) Flight/Mission Operations (Shadow)**

**Reference(s)**  
 FM 2-0                      Intelligence  
 USOP                      Unit SOP

**Collective Task: 34-4-1014                      Perform Tactical Unmanned Aerial Vehicle (TUAV) System Maintenance (Shadow)**

**Reference(s)**  
 TC 1-210                      Aircrew Training Program Commander's Guide to Individual and Crew Standardization  
 USOP                      Unit SOP

<b>Collective Task: 34-4-1015</b>	<b>Displace From the Tactical Unmanned Aerial Vehicle (TUAV) Launch and Recovery Site (Shadow)</b>
<b>Reference(s)</b> FM 2-0 USOP	Intelligence Unit SOP
<b>Collective Task: 34-4-1016</b>	<b>Displace From the Tactical Unmanned Aerial Vehicle (TUAV) Forward Control Site (Shadow)</b>
<b>Reference(s)</b> FM 2-0 USOP	Intelligence Unit SOP
<b>Collective Task: 34-4-1200</b>	<b>Prepare the AN/TSQ-190 (V) Trojan Spirit for Deployment</b>
<b>Reference(s)</b> FM 2-0 FM 34-10	Intelligence Division Intelligence and Electronic Warfare Operations
<b>Collective Task: 34-4-1201</b>	<b>Establish the Operational Site (Trojan Spirit)</b>
<b>Reference(s)</b> FM 2-0 FM 34-10	Intelligence Division Intelligence and Electronic Warfare Operations
<b>Collective Task: 34-4-1202</b>	<b>Prepare the AN/TSQ-190 (V) for Operation (Trojan Spirit)</b>
<b>Reference(s)</b> FM 2-0 FM 34-10	Intelligence Division Intelligence and Electronic Warfare Operations
<b>Collective Task: 34-4-1203</b>	<b>Request Theater and National Collection Support Through Joint Worldwide Communications System (JWICS) and Secure Internet Protocol Router Network (SIPRNET)</b>
<b>Reference(s)</b> FM 2-0 FM 34-10	Intelligence Division Intelligence and Electronic Warfare Operations
<b>Collective Task: 34-4-1204</b>	<b>Access National and Higher Echelon Intelligence Databases Through Joint Worldwide Communications System (JWICS) and Secure Internet Protocol Router Network (SIPRNET)</b>
<b>Reference(s)</b> FM 2-0 FM 34-10	Intelligence Division Intelligence and Electronic Warfare Operations
<b>Collective Task: 34-4-1205</b>	<b>Collaborate Analysis With Supporting Theater and National Intelligence Agencies Through JWICS and SIPRNET</b>
<b>Reference(s)</b> FM 2-0 FM 34-10	Intelligence Division Intelligence and Electronic Warfare Operations
<b>Collective Task: 34-5-0003</b>	<b>Establish the Radar Site (GSR)</b>
<b>Reference(s)</b> FM 34-80	Brigade and Battalion Intelligence and Electronic Warfare Operations
<b>Collective Task: 34-5-0004</b>	<b>Conduct Search With Radar</b>
<b>Reference(s)</b> FM 34-80	Brigade and Battalion Intelligence and Electronic Warfare Operations

<p>TM 11-5840-298-12</p>	<p>Operator's and Organizational Maintenance Manual (Including Repair Parts and Special Tools Lists): Radar Sets, AN/PPS-5, AN/PPS-5A, and AN/PPS-5B</p>
<p><b>Collective Task: 34-5-0050</b></p> <p><b>Reference(s)</b>            FM 34-10            FM 34-25            FM 34-80</p>	<p><b>Establish the Common Ground Station (CGS) Site</b></p> <p>Division Intelligence and Electronic Warfare Operations            Corps Intelligence and Electronic Warfare Operations            Brigade and Battalion Intelligence and Electronic Warfare Operations</p>
<p><b>Collective Task: 34-5-0051</b></p> <p><b>Reference(s)</b>            FM 34-10            FM 34-80</p>	<p><b>Conduct Common Ground Station (CGS) Pre-Mission Activities</b></p> <p>Division Intelligence and Electronic Warfare Operations            Brigade and Battalion Intelligence and Electronic Warfare Operations</p>
<p><b>Collective Task: 34-5-0052</b></p> <p><b>Reference(s)</b>            FM 34-10            FM 34-80</p>	<p><b>Conduct Common Ground Station (CGS) Mission Activities</b></p> <p>Division Intelligence and Electronic Warfare Operations            Brigade and Battalion Intelligence and Electronic Warfare Operations</p>
<p><b>Collective Task: 34-5-0053</b></p> <p><b>Reference(s)</b>            FM 34-10</p>	<p><b>Conduct Common Ground Station (CGS) Post-Mission Activities</b></p> <p>Division Intelligence and Electronic Warfare Operations</p>
<p><b>Collective Task: 34-5-0054</b></p> <p><b>Reference(s)</b>            FM 34-10            FM 34-80</p>	<p><b>Prepare the Common Ground Station (CGS) for Redeployment</b></p> <p>Division Intelligence and Electronic Warfare Operations            Brigade and Battalion Intelligence and Electronic Warfare Operations</p>
<p><b>Collective Task: 34-6-0405</b></p> <p><b>Reference(s)</b>            AR 380-5            FM 3-19.30            FM 2-0            FM 34-80</p>	<p><b>Employ Security Measures (BDE)</b></p> <p>Department of the Army Information Security Program            Physical Security            Intelligence            Brigade and Battalion Intelligence and Electronic Warfare Operations</p>
<p><b>Collective Task: 34-6-2002</b></p> <p><b>Reference(s)</b>            FM 101-5            FM 101-5-1            FM 2-0            FM 34-130            FM 34-80</p>	<p><b>Conduct Intelligence Preparation of the Battlefield (IPB) in Support of Urban Operations (BDE)</b></p> <p>Staff Organization and Operations            Operational Terms and Graphics            Intelligence            Intelligence Preparation of the Battlefield            Brigade and Battalion Intelligence and Electronic Warfare Operations</p>
<p><b>Collective Task: 34-6-2003</b></p> <p><b>Reference(s)</b>            FM 101-5            FM 101-5-1            FM 2-0            FM 34-130            FM 34-80</p>	<p><b>Conduct Intelligence Preparation of the Battlefield (IPB) (BDE)</b></p> <p>Staff Organization and Operations            Operational Terms and Graphics            Intelligence            Intelligence Preparation of the Battlefield            Brigade and Battalion Intelligence and Electronic Warfare Operations</p>

<p><b>Collective Task: 34-6-2004</b></p> <p><b>Reference(s)</b>            FM 101-5            FM 101-5-1            FM 2-0            FM 34-130            FM 34-3            FM 34-80</p>	<p><b>Produce Intelligence Products (BDE)</b></p> <p>Staff Organization and Operations            Operational Terms and Graphics            Intelligence            Intelligence Preparation of the Battlefield            Intelligence Analysis            Brigade and Battalion Intelligence and Electronic Warfare Operations</p>
<p><b>Collective Task: 34-6-2005</b></p> <p><b>Reference(s)</b>            FM 101-5            FM 2-0            FM 34-10            FM 34-3            FM 34-80</p>	<p><b>Disseminate Combat Information and Intelligence (BDE)</b></p> <p>Staff Organization and Operations            Intelligence            Division Intelligence and Electronic Warfare Operations            Intelligence Analysis            Brigade and Battalion Intelligence and Electronic Warfare Operations</p>
<p><b>Collective Task: 34-6-2009</b></p> <p><b>Reference(s)</b>            FM 101-5            FM 2-0            FM 34-3            FM 34-80</p>	<p><b>Direct Intelligence Operations (BDE)</b></p> <p>Staff Organization and Operations            Intelligence            Intelligence Analysis            Brigade and Battalion Intelligence and Electronic Warfare Operations</p>
<p><b>Collective Task: 34-6-2010</b></p> <p><b>Reference(s)</b>            FM 101-5            FM 2-0            FM 34-130            FM 34-2            FM 34-3            FM 34-80</p>	<p><b>Maintain the Current Enemy Situation (BDE)</b></p> <p>Staff Organization and Operations            Intelligence            Intelligence Preparation of the Battlefield            Collection Management and Synchronization Planning            Intelligence Analysis            Brigade and Battalion Intelligence and Electronic Warfare Operations</p>
<p><b>Collective Task: 34-6-2012</b></p> <p><b>Reference(s)</b>            FM 2-0            FM 34-80</p>	<p><b>Supervise Intelligence Operations (BDE)</b></p> <p>Intelligence            Brigade and Battalion Intelligence and Electronic Warfare Operations</p>
<p><b>Collective Task: 34-6-2013</b></p> <p><b>Reference(s)</b>            FM 101-5-1            FM 2-0            FM 34-130            FM 34-2            FM 34-3            FM 34-80</p>	<p><b>Process Specific Information Requirements (SIR) Data (BDE)</b></p> <p>Operational Terms and Graphics            Intelligence            Intelligence Preparation of the Battlefield            Collection Management and Synchronization Planning            Intelligence Analysis            Brigade and Battalion Intelligence and Electronic Warfare Operations</p>
<p><b>Collective Task: 34-6-2015</b></p> <p><b>Reference(s)</b>            FM 2-0            FM 34-10            FM 34-3            FM 34-80            FM 6-20-10</p>	<p><b>Provide Intelligence Support to Targeting (BDE)</b></p> <p>Intelligence            Division Intelligence and Electronic Warfare Operations            Intelligence Analysis            Brigade and Battalion Intelligence and Electronic Warfare Operations            Tactics, Techniques, and Procedures for the Targeting Process</p>

**Collective Task: 34-6-2018 Displace the Analysis and Control Team (ACT)**  
**Reference(s)**  
FM 2-0 Intelligence  
FM 34-80 Brigade and Battalion Intelligence and Electronic Warfare Operations

**Collective Task: 34-6-2019 Emplace the Analysis and Control Team (ACT)**  
**Reference(s)**  
FM 2-0 Intelligence  
FM 34-80 Brigade and Battalion Intelligence and Electronic Warfare Operations

**Collective Task: 34-6-2020 Produce a Reconnaissance, Intelligence, Surveillance and Target Acquisition (RISTA) Plan (BDE)**  
**Reference(s)**  
FM 2-0 Intelligence  
FM 34-130 Intelligence Preparation of the Battlefield  
FM 34-2 Collection Management and Synchronization Planning  
FM 34-2-1 Tactics, Techniques, and Procedures for Reconnaissance and Surveillance and Intelligence Support to Counterreconnaissance  
FM 34-80 Brigade and Battalion Intelligence and Electronic Warfare Operations

**BOS: Deploy/Conduct Maneuver**

**Collective Task: 63-2-4006.34-0001 Defend Convoy Elements**  
**Reference(s)**  
FM 55-30 Army Motor Transport Units and Operations  
FM 3-11.4 Multiservice Tactics, Techniques, and Procedures for Nuclear, Biological, and Chemical (NBC) Protection  
FM 44-8 Combined Arms for Air Defense

**Collective Task: 07-3-C211.34-0001 Move Tactically**  
**Reference(s)**  
FM 7-10 The Infantry Rifle Company  
FM 7-20 The Infantry Battalion  
FM 7-7 The Mechanized Infantry Platoon and Squad (APC)

**Collective Task: 07-3-C227.34-0001 Perform a Tactical Road March**  
**Reference(s)**  
FM 21-18 Foot Marches  
FM 7-10 The Infantry Rifle Company  
FM 7-8 Infantry Rifle Platoon and Squad (How to Fight)

**Collective Task: 07-3-C228.34-0001 Occupy Assembly Area**  
**Reference(s)**  
FM 20-3 Camouflage  
FM 7-10 The Infantry Rifle Company  
FM 3-90.1 Tank and Mechanized Infantry Company Team  
FM 7-7 The Mechanized Infantry Platoon and Squad (APC)  
FM 7-8 Infantry Rifle Platoon and Squad (How to Fight)

**Collective Task: 07-3-C229.34-0001 Perform Passage of Lines**  
**Reference(s)**  
FM 7-10 The Infantry Rifle Company  
FM 7-7 The Mechanized Infantry Platoon and Squad (APC)  
FM 7-8 Infantry Rifle Platoon and Squad (How to Fight)

**Collective Task: 07-5-1107.34-0001 Move Tactically (Dismounted)**

**Reference(s)**

FM 7-8 Infantry Rifle Platoon and Squad (How to Fight)  
 FM 90-13 River Crossing Operations  
 FM 90-8 Counterguerrilla Operations

**Collective Task: 07-5-1108.34-0001 Cross Danger Area**

**Reference(s)**

FM 7-8 Infantry Rifle Platoon and Squad (How to Fight)

**Collective Task: 07-5-1109.34-0001 Cross Water Obstacle**

**Reference(s)**

FM 7-8 Infantry Rifle Platoon and Squad (How to Fight)  
 FM 90-13 River Crossing Operations  
 FM 90-8 Counterguerrilla Operations

**Collective Task: 07-5-1111.34-0001 Establish Surveillance Site (Dismounted)**

**Reference(s)**

FM 7-93 Long-Range Surveillance Unit Operations

**Collective Task: 17-3-1021.34-0001 Execute Actions on Contact**

**Reference(s)**

FM 17-95 Cavalry Operations

**Collective Task: 34-5-1117 Break Contact**

**Reference(s)**

FM 34-2-1 Tactics, Techniques, and Procedures for Reconnaissance and Surveillance and Intelligence Support to Counterreconnaissance  
 FM 7-8 Infantry Rifle Platoon and Squad (How to Fight)  
 FM 7-92 The Infantry Reconnaissance Platoon and Squad (Airborne, Air Assault, Light Infantry).

**Collective Task: 63-2-8001.34-0001 Perform Deployment Alert Activities**

**Reference(s)**

FM 100-17 Mobilization, Deployment, Redeployment, Demobilization  
 FM 4-01.011 Unit Movement Operations

**Collective Task: 63-2-8002.34-0001 Perform Personnel and Administrative Predeployment Activities**

**Reference(s)**

FM 100-17 Mobilization, Deployment, Redeployment, Demobilization

**Collective Task: 63-2-8003.34-0001 Perform Predeployment Training Activities**

**Reference(s)**

FM 100-17 Mobilization, Deployment, Redeployment, Demobilization

**Collective Task: 63-2-8004.34-0001 Perform Predeployment Supply Activities**

**Reference(s)**

FM 100-17 Mobilization, Deployment, Redeployment, Demobilization

**Collective Task: 63-2-8005.34-0001 Perform Predeployment Maintenance Activities**

**Reference(s)**

FM 100-17 Mobilization, Deployment, Redeployment, Demobilization

**Collective Task: 63-2-8006.34-0001 Prepare Vehicles and Equipment for Deployment**

**Reference(s)**

FM 100-17 Mobilization, Deployment, Redeployment, Demobilization

FM 4-01.011 Unit Movement Operations

**Collective Task: 63-2-8007.34-0001 Prepare Unit for Nontactical Move**

**Reference(s)**

FM 4-01.30 Movement Control  
 FM 55-30 Army Motor Transport Units and Operations  
 FM 4-01.011 Unit Movement Operations

**Collective Task: 63-2-8008.34-0001 Conduct Nontactical Road March**

**Reference(s)**

FM 4-01.30 Movement Control  
 FM 55-30 Army Motor Transport Units and Operations  
 FM 4-01.011 Unit Movement Operations

**Collective Task: 63-2-8009.34-0001 Perform Seaport of Embarkation Activities for Deployment**

**Reference(s)**

FM 100-17 Mobilization, Deployment, Redeployment, Demobilization  
 FM 55-50 Army Water Transport Operations  
 FM 4-01.011 Unit Movement Operations

**Collective Task: 63-2-8010.34-0001 Perform Aerial Port of Embarkation Activities for Deployment**

**Reference(s)**

FM 100-17 Mobilization, Deployment, Redeployment, Demobilization  
 FM 4-01.30 Movement Control  
 DOD 4500.9-R, Pt. III Defense Transportation Regulation: Mobility  
 FM 4-01.011 Unit Movement Operations

**Collective Task: 63-2-8011.34-0001 Perform Aerial Port of Debarkation Activities for Deployment**

**Reference(s)**

FM 100-17 Mobilization, Deployment, Redeployment, Demobilization  
 FM 4-01.30 Movement Control  
 DOD 4500.9-R, Pt. III Defense Transportation Regulation: Mobility  
 FM 4-01.011 Unit Movement Operations

**Collective Task: 63-2-8012.34-0001 Perform Seaport of Debarkation Activities for Deployment**

**Reference(s)**

FM 100-17 Mobilization, Deployment, Redeployment, Demobilization  
 FM 55-50 Army Water Transport Operations  
 FM 4-01.011 Unit Movement Operations

**Collective Task: 63-2-8013.34-0001 Prepare Equipment Reception Team for Tactical Road March**

**Reference(s)**

FM 100-14 Risk Management  
 FM 4-01.30 Movement Control  
 FM 63-2 Division Support Command, Armored, Infantry, and Mechanized Infantry Divisions  
 FM 4-01.011 Unit Movement Operations

**Collective Task: 63-2-8014.34-0001 Perform Redeployment Personnel and Administrative Actions**

**Reference(s)**

FM 100-17 Mobilization, Deployment, Redeployment, Demobilization  
 FM 4-01.011 Unit Movement Operations



**Collective Task: 63-2-8015.34-0001 Perform Redeployment Training Activities**

**Reference(s)**

FM 100-17	Mobilization, Deployment, Redeployment, Demobilization
FM 4-01.011	Unit Movement Operations

**Collective Task: 63-2-8016.34-0001 Perform Redeployment Supply Activities**

**Reference(s)**

FM 100-17	Mobilization, Deployment, Redeployment, Demobilization
FM 4-01.011	Unit Movement Operations

**Collective Task: 63-2-8017.34-0001 Perform Redeployment Maintenance Activities**

**Reference(s)**

FM 100-17	Mobilization, Deployment, Redeployment, Demobilization
FM 4-01.011	Unit Movement Operations

**Collective Task: 63-2-8018.34-0001 Prepare Vehicles and Equipment for Redeployment**

**Reference(s)**

FM 100-17	Mobilization, Deployment, Redeployment, Demobilization
FM 4-01.011	Unit Movement Operations

**Collective Task: 63-2-8019.34-0001 Perform Seaport of Embarkation Activities for Redeployment**

**Reference(s)**

FM 100-17	Mobilization, Deployment, Redeployment, Demobilization
FM 55-1	Transportation Operations
FM 4-01.30	Movement Control
FM 55-50	Army Water Transport Operations
FM 4-01.011	Unit Movement Operations

**Collective Task: 63-2-8020.34-0001 Perform Aerial Port of Embarkation Activities for Redeployment**

**Reference(s)**

FM 100-17	Mobilization, Deployment, Redeployment, Demobilization
FM 55-1	Transportation Operations
FM 4-01.30	Movement Control
FM 55-60	Army Terminal Operations
FM 4-01.011	Unit Movement Operations

**Collective Task: 63-2-8021.34-0001 Perform Aerial Port of Debarkation Activities for Redeployment**

**Reference(s)**

FM 55-1	Transportation Operations
FM 4-01.30	Movement Control
FM 55-60	Army Terminal Operations
FM 4-01.011	Unit Movement Operations

**Collective Task: 63-2-8022.34-0001 Perform Home Station Activities**

**Reference(s)**

FM 100-17	Mobilization, Deployment, Redeployment, Demobilization
-----------	--------------------------------------------------------

**Collective Task: 63-2-8023.34-0001 Perform Seaport of Debarkation Activities for Redeployment**

**Reference(s)**

FM 100-17	Mobilization, Deployment, Redeployment, Demobilization
FM 55-1	Transportation Operations
FM 4-01.30	Movement Control
FM 55-50	Army Water Transport Operations

FM 4-01.011 Unit Movement Operations

**Collective Task: 63-2-8024.34-0001 Perform Demobilization Station Activities**

**Reference(s)**  
 FM 100-17 Mobilization, Deployment, Redeployment, Demobilization

**Collective Task: 63-2-8025.34-0001 Conduct Integration Activities**

**Reference(s)**  
 FM 100-17-3 Reception, Staging, Onward Movement, and Integration

**Collective Task: 63-2-8026.34-0001 Conduct Staging Activities**

**Reference(s)**  
 FM 100-17-3 Reception, Staging, Onward Movement, and Integration  
 FM 4-01.011 Unit Movement Operations

**Collective Task: 63-2-8027.34-0001 Plan Unit Mobilization in a Peacetime Environment**

**Reference(s)**  
 FM 100-17 Mobilization, Deployment, Redeployment, Demobilization  
 FM 3-07 Stability Operations and Support Operations  
 FM 4-01.011 Unit Movement Operations

**Collective Task: 63-2-8029.34-0001 Plan Unit Redeployment**

**Reference(s)**  
 FM 100-17 Mobilization, Deployment, Redeployment, Demobilization  
 FM 55-1 Transportation Operations  
 FM 4-01.30 Movement Control  
 FM 4-01.011 Unit Movement Operations

**BOS: Protect the Force**

**Collective Task: 03-2-C310.34-0001 Conduct a Chemical Survey**

**Reference(s)**  
 FM 3-19 NBC Reconnaissance  
 FM 3-3 Chemical and Biological Contamination Avoidance

**Collective Task: 03-2-C312.34-0001 Conduct Thorough Decontamination Operations**

**Reference(s)**  
 FM 3-11 Multiservice Tactics, Techniques, and Procedures for Nuclear, Biological, and Chemical Defense Operations  
 FM 3-3 Chemical and Biological Contamination Avoidance  
 FM 3-11.4 Multiservice Tactics, Techniques, and Procedures for Nuclear, Biological, and Chemical (NBC) Protection  
 FM 3-5 NBC Decontamination

**Collective Task: 03-3-C201.34-0001 Prepare for Operations Under Nuclear, Biological, and Chemical Conditions**

**Reference(s)**  
 FM 3-11 Multiservice Tactics, Techniques, and Procedures for Nuclear, Biological, and Chemical Defense Operations  
 FM 3-3 Chemical and Biological Contamination Avoidance  
 FM 3-11.4 Multiservice Tactics, Techniques, and Procedures for Nuclear, Biological, and Chemical (NBC) Protection

**Collective Task: 03-3-C203.34-0001 Respond to a Chemical Attack**

**Reference(s)**

FM 3-11	Multiservice Tactics, Techniques, and Procedures for Nuclear, Biological, and Chemical Defense Operations
FM 3-3	Chemical and Biological Contamination Avoidance
FM 3-11.4	Multiservice Tactics, Techniques, and Procedures for Nuclear, Biological, and Chemical (NBC) Protection
FM 3-5	NBC Decontamination

**Collective Task: 03-3-C205.34-0001 Prepare for a Friendly Nuclear Strike**

**Reference(s)**

FM 3-3	Chemical and Biological Contamination Avoidance
FM 3-11.4	Multiservice Tactics, Techniques, and Procedures for Nuclear, Biological, and Chemical (NBC) Protection

**Collective Task: 03-3-C206.34-0001 Prepare for Nuclear Attack**

**Reference(s)**

FM 3-11	Multiservice Tactics, Techniques, and Procedures for Nuclear, Biological, and Chemical Defense Operations
FM 3-3	Chemical and Biological Contamination Avoidance
FM 3-11.4	Multiservice Tactics, Techniques, and Procedures for Nuclear, Biological, and Chemical (NBC) Protection

**Collective Task: 03-3-C208.34-0001 Cross a Radiologically Contaminated Area**

**Reference(s)**

FM 3-11	Multiservice Tactics, Techniques, and Procedures for Nuclear, Biological, and Chemical Defense Operations
FM 3-3	Chemical and Biological Contamination Avoidance
FM 3-11.4	Multiservice Tactics, Techniques, and Procedures for Nuclear, Biological, and Chemical (NBC) Protection

**Collective Task: 03-3-C209.34-0001 React to Smoke Operations**

**Reference(s)**

FM 3-50	Smoke Operations
---------	------------------

**Collective Task: 03-3-C222.34-0001 Respond to the Residual Effects of a Nuclear Attack**

**Reference(s)**

FM 3-11	Multiservice Tactics, Techniques, and Procedures for Nuclear, Biological, and Chemical Defense Operations
FM 3-3	Chemical and Biological Contamination Avoidance
FM 3-11.4	Multiservice Tactics, Techniques, and Procedures for Nuclear, Biological, and Chemical (NBC) Protection

**Collective Task: 03-3-C223.34-0001 Respond to the Initial Effects of a Nuclear Attack**

**Reference(s)**

FM 3-11	Multiservice Tactics, Techniques, and Procedures for Nuclear, Biological, and Chemical Defense Operations
FM 3-3	Chemical and Biological Contamination Avoidance
FM 3-11.4	Multiservice Tactics, Techniques, and Procedures for Nuclear, Biological, and Chemical (NBC) Protection

**Collective Task: 03-3-C224.34-0001 Conduct Operational Decontamination**

**Reference(s)**

FM 3-11	Multiservice Tactics, Techniques, and Procedures for Nuclear, Biological, and Chemical Defense Operations
---------	-----------------------------------------------------------------------------------------------------------

FM 3-5	NBC Decontamination
STP 21-1-SMCT	Soldier's Manual of Common Tasks (SMCT) Skill Level 1

**Collective Task: 03-3-C225.34-0001 Conduct Chemical Reconnaissance**

**Reference(s)**

FM 3-11	Multiservice Tactics, Techniques, and Procedures for Nuclear, Biological, and Chemical Defense Operations
FM 3-19	NBC Reconnaissance
FM 3-3	Chemical and Biological Contamination Avoidance
FM 3-5	NBC Decontamination

**Collective Task: 03-3-C226.34-0001 Cross a Chemically Contaminated Area**

**Reference(s)**

FM 3-3	Chemical and Biological Contamination Avoidance
--------	-------------------------------------------------

**Collective Task: 05-2-C301.34-0001 Camouflage Vehicles and Equipment**

**Reference(s)**

FM 20-3	Camouflage
---------	------------

**Collective Task: 05-3-0210.34-0001 Disable Critical Equipment/Material**

**Reference(s)**

GTA 05-02-036	Destroy Photolithographic Equipment to Prevent Enemy Use
---------------	----------------------------------------------------------

**Collective Task: 05-3-0301.34-0001 Construct Wire Entanglements**

**Reference(s)**

FM 3-34	Engineer Operations
FM 5-102	Countermobility
FM 5-34	Engineer Field Data

**Collective Task: 05-3-C230.34-0001 Construct a Protective Obstacle**

**Reference(s)**

FM 3-20.15	Tank Platoon
FM 3-34	Engineer Operations
FM 5-102	Countermobility
FM 5-34	Engineer Field Data

**Collective Task: 05-5-0302.34-0001 Prepare Crew-Served Weapons Fighting Positions**

**Reference(s)**

FM 3-22.68	Crew-Served Machine Guns, 5.56-mm and 7.62-mm
FM 7-20	The Infantry Battalion
FM 7-7	The Mechanized Infantry Platoon and Squad (APC)

**Collective Task: 07-2-C314.34-0001 Establish Company Defensive Position**

**Reference(s)**

FM 7-10	The Infantry Rifle Company
FM 7-8	Infantry Rifle Platoon and Squad (How to Fight)

**Collective Task: 07-3-C212.34-0001 Defend Unit Position**

**Reference(s)**

FM 7-7	The Mechanized Infantry Platoon and Squad (APC)
FM 7-8	Infantry Rifle Platoon and Squad (How to Fight)

**Collective Task: 07-3-C219.34-0001 Establish Unit Defense**

**Reference(s)**

FM 7-7	The Mechanized Infantry Platoon and Squad (APC)
FM 7-8	Infantry Rifle Platoon and Squad (How to Fight)

**Collective Task: 11-5-0201.34-0001 Operate/Maintain/Troubleshoot Platform with Applique, Precision Lightweight GPS Receiver (PLGR) and SINCGARS System Improvement Program (SIP)**

**Reference(s)**

FM 7-0	Training the Force
FM 11-50	Combat Communications Within the Division (Heavy and Light)
FM 20-3	Camouflage
FM 24-19	Radio Operator's Handbook
FM 24-35	Communication-Electronics Operations Instructions (CEOI)
FM 24-35-1	Signal Supplemental Instructions
FM 3-11.4	Multiservice Tactics, Techniques, and Procedures for Nuclear, Biological, and Chemical (NBC) Protection
FM 3-5	NBC Decontamination

**Collective Task: 11-5-0202.34-0001 Operate/Maintain/Troubleshoot Platform with Applique, EPLRS, Precision Lightweight (GPS) Receiver (PLGR), and SINCGARS System Improvement Program (SIP)**

**Reference(s)**

FM 11-50	Combat Communications Within the Division (Heavy and Light)
FM 20-3	Camouflage
FM 24-19	Radio Operator's Handbook
FM 24-35	Communication-Electronics Operations Instructions (CEOI)
FM 24-35-1	Signal Supplemental Instructions
FM 7-0	Training the Force
FM 3-11.4	Multiservice Tactics, Techniques, and Procedures for Nuclear, Biological, and Chemical (NBC) Protection
FM 3-5	NBC Decontamination

**Collective Task: 19-3-3105.34-0001 Process Captured Documents and Equipment**

**Reference(s)**

AR 380-20	The Army Counterintelligence Program
AJP 2.5	Handling of Captured Personnel, Equipment and Documents

**Collective Task: 19-3-3106.34-0001 Handle Enemy Prisoners of War**

**Reference(s)**

AR 380-20	The Army Counterintelligence Program
AR 381-20	U.S. Army Counterintelligence Activities

**Collective Task: 44-3-C220.34-0001 Use Passive Air Defense Measures**

**Reference(s)**

FM 101-5-1	Operational Terms and Graphics
FM 20-3	Camouflage
FM 44-80	Visual Aircraft Recognition
FM 44-8	Combined Arms for Air Defense
FM 55-30	Army Motor Transport Units and Operations

**Collective Task: 44-3-C221.34-0001 Take Active Combined Arms Air Defense Measures Against Hostile Aerial Platforms**

**Reference(s)**

FM 44-80	Visual Aircraft Recognition
FM 44-8	Combined Arms for Air Defense

**BOS: Perform CSS and Sustainment****Collective Task: 08-2-0003.34-0001 Treat Casualties****Reference(s)**

AR 350-1	Army Training and Education
AR 600-8-1	Army Casualty Operations/ Assistance/ Insurance
FM 4-25.11	First Aid
FM 3-11.4	Multiservice Tactics, Techniques, and Procedures for Nuclear, Biological, and Chemical (NBC) Protection
FM 3-5	NBC Decontamination
STP 21-1-SMCT	Soldier's Manual of Common Tasks (SMCT) Skill Level 1
STP 21-24-SMCT	Soldier's Manual of Common Tasks (SMCT) Skill Level 2-4

**Collective Task: 08-2-C316.34-0001 Transport Casualties****Reference(s)**

AR 385-10	The Army Safety Program
AR 600-8-1	Army Casualty Operations/ Assistance/ Insurance
FM 3-0	Operations
FM 12-6	Personnel Doctrine
FM 4-25.11	First Aid
FM 3-11.4	Multiservice Tactics, Techniques, and Procedures for Nuclear, Biological, and Chemical (NBC) Protection
FM 3-5	NBC Decontamination
FM 3-21.38	Pathfinder Operations
FM 4-02	Force Health Protection in a Global Environment

**Collective Task: 08-2-R303.34-0001 Conduct Battlefield Stress Reduction and Prevention Procedures****Reference(s)**

DA PAM 600-63-10	Stress Management Module for "Fit to Win" Program
FM 22-51	Leaders' Manual for Combat Stress Control
FM 22-51	Leaders' Manual for Combat Stress Control
FM 3-11.4	Multiservice Tactics, Techniques, and Procedures for Nuclear, Biological, and Chemical (NBC) Protection
FM 3-5	NBC Decontamination

**Collective Task: 08-2-R315.34-0001 Perform Field Sanitation Functions****Reference(s)**

AR 385-10	The Army Safety Program
AR 40-5	Preventive Medicine
FM 21-10	Field Hygiene and Sanitation
FM 4-20.12	Unit Field Sanitation Team
FM 3-11.4	Multiservice Tactics, Techniques, and Procedures for Nuclear, Biological, and Chemical (NBC) Protection
FM 3-5	NBC Decontamination

**Collective Task: 10-2-C318.34-0001 Perform Unit Graves Registration (GRREG) Operations****Reference(s)**

FM 3-11.4	Multiservice Tactics, Techniques, and Procedures for Nuclear, Biological, and Chemical (NBC) Protection
FM 3-5	NBC Decontamination

**Collective Task: 10-2-C319.34-0001 Receive Airdrop Resupply****Reference(s)**

FM 10-27	General Supply in Theaters of Operations
----------	------------------------------------------

FM 4-20.41 Aerial Delivery Distribution in the Theater of Operations  
 FM 10-500-7 Airdrop Derigging and Recovery Procedures

**Collective Task: 10-2-C320.34-0001 Provide Company Supply Support**

**Reference(s)**

AR 710-2 Inventory Management Supply Policy Below the Wholesale Level  
 DA PAM 710-2-1 Using Unit Supply System (Manual Procedures)  
 FM 3-11.4 Multiservice Tactics, Techniques, and Procedures for Nuclear, Biological, and Chemical (NBC) Protection  
 FM 3-5 NBC Decontamination

**Collective Task: 12-2-C321.34-0001 Maintain Company Strength**

**Reference(s)**

FM 101-5 Staff Organization and Operations  
 FM 12-6 Personnel Doctrine

**Collective Task: 12-2-C338.34-0001 Maintain Troop Morale and Combat Capability**

**Reference(s)**

FM 21-20 Physical Fitness Training  
 FM 6-22.5 Combat Stress  
 FM 22-51 Leaders' Manual for Combat Stress Control

**Collective Task: 12-3-C215.34-0001 Combat Battlefield Stress**

**Reference(s)**

FM 6-22.5 Combat Stress  
 FM 22-51 Leaders' Manual for Combat Stress Control

**Collective Task: 12-3-C216.34-0001 Maintain Platoon Strength**

**Reference(s)**

FM 12-6 Personnel Doctrine  
 FM 3-3 Chemical and Biological Contamination Avoidance  
 FM 3-5 NBC Decontamination

**Collective Task: 17-2-2000.34-0001 Conduct Assembly Area Activities**

**Reference(s)**

FM 3-20.971 Reconnaissance Troop RECCE Troop and Brigade Reconnaissance Troop  
 FM 21-10 Field Hygiene and Sanitation

**Collective Task: 43-2-C336.34-0001 Conduct Company-Level Maintenance Operations [For Unit without a Maintenance Element]**

**Reference(s)**

AR 220-1 Unit Status Reporting  
 AR 700-138 Army Logistics Readiness and Sustainability  
 DA PAM 738-750 The Army Maintenance Management System (TAMMS)  
 FM 9-43-2 Recovery and Battlefield Damage Assessment and Repair  
 FM 3-11.4 Multiservice Tactics, Techniques, and Procedures for Nuclear, Biological, and Chemical (NBC) Protection  
 FM 3-5 NBC Decontamination  
 FM 4-30.3 Maintenance Operations and Procedures  
 STP 21-24-SMCT Soldier's Manual of Common Tasks (SMCT) Skill Level 2-4

**Collective Task: 55-2-C325.34-0001 Receive External Sling Load Resupply**

**Reference(s)**

DA PAM 710-2-1 Using Unit Supply System (Manual Procedures)

FM 10-15	Basic Doctrine Manual for Supply and Storage
FM 10-27	General Supply in Theaters of Operations
FM 10-27-4	Organizational Supply for Unit Leaders
AR 30-22	The Army Food Program
SB 708-48	Cataloging Handbook H4/H8, Commercial and Government Entity (Cage) Sections A & B

**Collective Task: 71-3-C231.34-0001 Perform Risk Management Procedures**

**Reference(s)**

AR 385-10	The Army Safety Program
FM 100-14	Risk Management

**BOS: Exercise Command and Control**

**Collective Task: 11-2-C302.34-0001 Establish and Operate a Single Channel Voice Radio Network with Single Channel Ground and Airborne Radio System (SINCGARS) System Improvement Program (SIP)**

**Reference(s)**

FM 20-3	Camouflage
FM 24-1	Signal Support in the Airland Battle
FM 24-18	Tactical Single-Channel Radio Communications Techniques
FM 24-33	Communications Techniques: Electronic Counter-Countermeasures
FM 24-35	Communication-Electronics Operations Instructions (CEOI)
FM 24-35-1	Signal Supplemental Instructions
FM 3-11.4	Multiservice Tactics, Techniques, and Procedures for Nuclear, Biological, and Chemical (NBC) Protection
FM 3-5	NBC Decontamination

**Collective Task: 11-3-1102.34-0001 Install/Operate/Maintain a Single Channel Ground and Airborne Radio System (SINCGARS) Frequency Hopping (FH) Network**

**Reference(s)**

FM 20-3	Camouflage
FM 24-18	Tactical Single-Channel Radio Communications Techniques
FM 24-19	Radio Operator's Handbook
FM 24-33	Communications Techniques: Electronic Counter-Countermeasures
FM 24-35	Communication-Electronics Operations Instructions (CEOI)
FM 24-35-1	Signal Supplemental Instructions
FM 3-11.4	Multiservice Tactics, Techniques, and Procedures for Nuclear, Biological, and Chemical (NBC) Protection
FM 3-5	NBC Decontamination

**Collective Task: 11-3-C302.34-0001 Establish and Operate a Single Channel Voice Radio Network**

**Reference(s)**

FM 24-1	Signal Support in the Airland Battle
FM 24-18	Tactical Single-Channel Radio Communications Techniques
FM 24-19	Radio Operator's Handbook
FM 24-33	Communications Techniques: Electronic Counter-Countermeasures

**Collective Task: 11-5-0102.34-0001 Install/Operate/Maintain a Single Channel Voice Radio Station (FM)**

**Reference(s)**

FM 20-3	Camouflage
FM 24-18	Tactical Single-Channel Radio Communications Techniques



FM 24-19	Radio Operator's Handbook
FM 24-33	Communications Techniques: Electronic Counter-Countermeasures
FM 24-35	Communication-Electronics Operations Instructions (CEOI)
FM 24-35-1	Signal Supplemental Instructions
FM 3-11.4	Multiservice Tactics, Techniques, and Procedures for Nuclear, Biological, and Chemical (NBC) Protection
FM 3-5	NBC Decontamination

**Collective Task: 17-2-3808.34-0002 Operate the Company Command Post**

**Reference(s)**

FM 1	The Army
FM 3-0	Operations

**Collective Task: 17-3-0065.34-0001 Conduct Troop-Leading Procedures**

**Reference(s)**

FM 17-97	Cavalry Troop
FM 3-20.98	Reconnaissance Platoon

**Collective Task: 34-3-9021 Execute Ground Surveillance Radar Platoon Operations**

**Reference(s)**

FM 17-95	Cavalry Operations
FM 17-97	Cavalry Troop
FM 3-20.98	Reconnaissance Platoon
FM 34-80	Brigade and Battalion Intelligence and Electronic Warfare Operations

**Collective Task: 55-2-C324.34-0001 Conduct a Convoy**

**Reference(s)**

FM 55-30	Army Motor Transport Units and Operations
FM 21-16	Unexploded Ordnance (UXO) Procedures

**Collective Task: 71-3-C232.34-0001 Maintain Operations Security**

**Reference(s)**

AR 380-5	Department of the Army Information Security Program
AR 530-1	Operations Security
FM 3-19.30	Physical Security
FM 20-3	Camouflage
FM 24-18	Tactical Single-Channel Radio Communications Techniques
FM 34-60	Counterintelligence

**2-4. Individual Task to Collective Task Listing.** This listing identifies the relationship that exists between the collective tasks in this publication and the individual tasks that support them.

**03-2-C310.34-0001 Conduct a Chemical Survey**

**Enlisted MOS: COM**

**Skill Level: 1**

**Individual Task(s)**

031-503-1013(SL1)	Decontaminate Yourself and Individual Equipment Using Chemical Decontaminating Kits
031-503-1015(SL1)	Protect Yourself from NBC Injury/Contamination With the Appropriate Mission-Oriented Protective Posture (MOPP) Gear
031-503-1035(SL1)	Protect Yourself From Chemical/Biological Contamination Using Your Assigned Protective Mask
031-503-1037(SL1)	Detect Chemical Agents Using M8 or M9 Detector Paper
071-326-0503(SL1)	Move Over, Through, or Around Obstacles (Except Minefields)

**Enlisted MOS: COM**

**Skill Level: 2**

**Individual Task(s)**

031-503-1023(SL2)

Protect Yourself from NBC Injury/Contamination When Changing Mission-Oriented Protective Posture (MOPP) Gear

031-503-2001(SL2)

Identify Chemical Agents Using M256-Series Chemical Agent Detector Kit

031-503-3002(SL2)

Conduct Unmasking Procedures

031-503-3004(SL2)

Supervise the Crossing of a Contaminated Area

031-503-3008(SL2)

Implement Mission-Oriented Protective Posture

031-506-2061(SL2)

Conduct a Mask Fit Test

850-001-2000(SL2)

Employ Accident Prevention Measures and Risk Management Process

**Enlisted MOS: COM**

**Skill Level: 3**

**Individual Task(s)**

850-001-3001(SL3)

Control Mission Safety Hazard

**Enlisted MOS: COM**

**Skill Level: 4**

**Individual Task(s)**

850-001-4001(SL4)

Integrate Risk Management Into Platoon

**03-2-C312.34-0001**

**Conduct Thorough Decontamination Operations**

**Enlisted MOS: COM**

**Skill Level: 1**

**Individual Task(s)**

031-503-1013(SL1)

Decontaminate Yourself and Individual Equipment Using Chemical Decontaminating Kits

031-503-1015(SL1)

Protect Yourself from NBC Injury/Contamination With the Appropriate Mission-Oriented Protective Posture (MOPP) Gear

031-503-1019(SL1)

React to Chemical or Biological Hazard or Attack

031-503-1035(SL1)

Protect Yourself From Chemical/Biological Contamination Using Your Assigned Protective Mask

031-503-1036(SL1)

Maintain Your Assigned Protective Mask

031-503-1037(SL1)

Detect Chemical Agents Using M8 or M9 Detector Paper

**Enlisted MOS: COM**

**Skill Level: 2**

**Individual Task(s)**

031-503-1023(SL2)

Protect Yourself from NBC Injury/Contamination When Changing Mission-Oriented Protective Posture (MOPP) Gear

031-503-2001(SL2)

Identify Chemical Agents Using M256-Series Chemical Agent Detector Kit

031-503-3002(SL2)

Conduct Unmasking Procedures

031-503-3010(SL2)

Supervise Employment of Nuclear, Biological, or Chemical Markers

031-506-1053(SL2)

Report NBC Information Using NBC 4 Report

850-001-2000(SL2)

Employ Accident Prevention Measures and Risk Management Process

**Enlisted MOS: COM**

**Skill Level: 3**

**Individual Task(s)**

850-001-3001(SL3)

Control Mission Safety Hazard

**Enlisted MOS: COM**

**Skill Level: 4**

**Individual Task(s)**

850-001-4001(SL4)

Integrate Risk Management Into Platoon

**03-3-C201.34-0001**

**Prepare for Operations Under Nuclear, Biological, and Chemical Conditions**

**Enlisted MOS: COM**

**Skill Level: 1**

**Individual Task(s)**

- 031-503-1015(SL1) Protect Yourself from NBC Injury/Contamination With the Appropriate Mission-Oriented Protective Posture (MOPP) Gear
- 031-503-1035(SL1) Protect Yourself From Chemical/Biological Contamination Using Your Assigned Protective Mask
- 031-503-1036(SL1) Maintain Your Assigned Protective Mask
- 031-503-1037(SL1) Detect Chemical Agents Using M8 or M9 Detector Paper

**Enlisted MOS: COM**

**Skill Level: 2**

**Individual Task(s)**

- 031-503-1023(SL2) Protect Yourself from NBC Injury/Contamination When Changing Mission-Oriented Protective Posture (MOPP) Gear
- 031-503-3004(SL2) Supervise the Crossing of a Contaminated Area
- 031-503-3008(SL2) Implement Mission-Oriented Protective Posture
- 031-503-3010(SL2) Supervise Employment of Nuclear, Biological, or Chemical Markers
- 031-503-4002(SL2) Supervise Unit Preparation for NBC Attack
- 850-001-2000(SL2) Employ Accident Prevention Measures and Risk Management Process

**Enlisted MOS: COM**

**Skill Level: 3**

**Individual Task(s)**

- 850-001-3001(SL3) Control Mission Safety Hazard

**Enlisted MOS: COM**

**Skill Level: 4**

**Individual Task(s)**

- 850-001-4001(SL4) Integrate Risk Management Into Platoon

**03-3-C203.34-0001**

**Respond to a Chemical Attack**

**Enlisted MOS: COM**

**Skill Level: 1**

**Individual Task(s)**

- 031-503-1013(SL1) Decontaminate Yourself and Individual Equipment Using Chemical Decontaminating Kits
- 031-503-1015(SL1) Protect Yourself from NBC Injury/Contamination With the Appropriate Mission-Oriented Protective Posture (MOPP) Gear
- 031-503-1019(SL1) React to Chemical or Biological Hazard or Attack
- 031-503-1035(SL1) Protect Yourself From Chemical/Biological Contamination Using Your Assigned Protective Mask
- 031-503-1037(SL1) Detect Chemical Agents Using M8 or M9 Detector Paper
- 081-831-1000(SL1) Evaluate a Casualty
- 081-831-1044(SL1) Perform First Aid for Nerve Agent Injury
- 081-831-1046(SL1) Transport a Casualty

**Enlisted MOS: COM**

**Skill Level: 2**

**Individual Task(s)**

- 031-503-2001(SL2) Identify Chemical Agents Using M256-Series Chemical Agent Detector Kit
- 031-503-3002(SL2) Conduct Unmasking Procedures
- 031-503-3004(SL2) Supervise the Crossing of a Contaminated Area
- 031-503-3005(SL2) Submit NBC 1 Report
- 031-503-3008(SL2) Implement Mission-Oriented Protective Posture
- 031-503-3010(SL2) Supervise Employment of Nuclear, Biological, or Chemical Markers

081-831-0101(SL2)	Request Medical Evacuation
081-831-1054(SL2)	Evacuate Casualties
805C-PAD-2060(SL2)	Report Casualties
850-001-2000(SL2)	Employ Accident Prevention Measures and Risk Management Process

<b>Enlisted MOS: COM</b>	<b>Skill Level: 3</b>
<b>Individual Task(s)</b>	
850-001-3001(SL3)	Control Mission Safety Hazard

<b>Enlisted MOS: COM</b>	<b>Skill Level: 4</b>
<b>Individual Task(s)</b>	
850-001-4001(SL4)	Integrate Risk Management Into Platoon

**03-3-C205.34-0001 Prepare for a Friendly Nuclear Strike**

<b>Enlisted MOS: COM</b>	<b>Skill Level: 1</b>
<b>Individual Task(s)</b>	
031-503-1015(SL1)	Protect Yourself from NBC Injury/Contamination With the Appropriate Mission-Oriented Protective Posture (MOPP) Gear
031-503-1018(SL1)	React to Nuclear Hazard or Attack

<b>Enlisted MOS: COM</b>	<b>Skill Level: 2</b>
<b>Individual Task(s)</b>	
031-503-1023(SL2)	Protect Yourself from NBC Injury/Contamination When Changing Mission-Oriented Protective Posture (MOPP) Gear
031-503-3010(SL2)	Supervise Employment of Nuclear, Biological, or Chemical Markers
031-503-4002(SL2)	Supervise Unit Preparation for NBC Attack
850-001-2000(SL2)	Employ Accident Prevention Measures and Risk Management Process

<b>Enlisted MOS: COM</b>	<b>Skill Level: 3</b>
<b>Individual Task(s)</b>	
850-001-3001(SL3)	Control Mission Safety Hazard

<b>Enlisted MOS: COM</b>	<b>Skill Level: 4</b>
<b>Individual Task(s)</b>	
850-001-4001(SL4)	Integrate Risk Management Into Platoon

**03-3-C206.34-0001 Prepare for Nuclear Attack**

<b>Enlisted MOS: COM</b>	<b>Skill Level: 1</b>
<b>Individual Task(s)</b>	
031-503-1015(SL1)	Protect Yourself from NBC Injury/Contamination With the Appropriate Mission-Oriented Protective Posture (MOPP) Gear
031-503-1018(SL1)	React to Nuclear Hazard or Attack
071-326-0513(SL1)	Select Temporary Fighting Positions
081-831-1007(SL1)	Perform First Aid for Burns

<b>Enlisted MOS: COM</b>	<b>Skill Level: 2</b>
<b>Individual Task(s)</b>	
031-503-1023(SL2)	Protect Yourself from NBC Injury/Contamination When Changing Mission-Oriented Protective Posture (MOPP) Gear
031-503-2023(SL2)	Measure Radiation Dose Rate and Total Dose
031-503-3005(SL2)	Submit NBC 1 Report
031-503-3010(SL2)	Supervise Employment of Nuclear, Biological, or Chemical Markers
031-503-4002(SL2)	Supervise Unit Preparation for NBC Attack

031-506-1053(SL2) 850-001-2000(SL2)	Report NBC Information Using NBC 4 Report Employ Accident Prevention Measures and Risk Management Process
<b>Enlisted MOS: COM</b> <b>Individual Task(s)</b> 850-001-3001(SL3)	<b>Skill Level: 3</b>  Control Mission Safety Hazard
<b>Enlisted MOS: COM</b> <b>Individual Task(s)</b> 850-001-4001(SL4)	<b>Skill Level: 4</b>  Integrate Risk Management Into Platoon
<b>03-3-C208.34-0001</b>	<b>Cross a Radiologically Contaminated Area</b>
<b>Enlisted MOS: COM</b> <b>Individual Task(s)</b> 031-503-1015(SL1)	<b>Skill Level: 1</b>  Protect Yourself from NBC Injury/Contamination With the Appropriate Mission-Oriented Protective Posture (MOPP) Gear
031-503-1018(SL1)	React to Nuclear Hazard or Attack
071-326-0503(SL1)	Move Over, Through, or Around Obstacles (Except Minefields)
071-329-1006(SL1)	Navigate From One Point on the Ground to Another Point While Dismounted
071-329-1030(SL1)	Navigate From One Point on the Ground to Another Point While Mounted
<b>Enlisted MOS: COM</b> <b>Individual Task(s)</b> 031-503-1023(SL2)	<b>Skill Level: 2</b>  Protect Yourself from NBC Injury/Contamination When Changing Mission-Oriented Protective Posture (MOPP) Gear
031-503-2023(SL2)	Measure Radiation Dose Rate and Total Dose
031-503-3004(SL2)	Supervise the Crossing of a Contaminated Area
031-503-3010(SL2)	Supervise Employment of Nuclear, Biological, or Chemical Markers
805C-PAD-2060(SL2)	Report Casualties
850-001-2000(SL2)	Employ Accident Prevention Measures and Risk Management Process
<b>Enlisted MOS: COM</b> <b>Individual Task(s)</b> 850-001-3001(SL3)	<b>Skill Level: 3</b>  Control Mission Safety Hazard
<b>Enlisted MOS: COM</b> <b>Individual Task(s)</b> 850-001-4001(SL4)	<b>Skill Level: 4</b>  Integrate Risk Management Into Platoon
<b>03-3-C209.34-0001</b>	<b>React to Smoke Operations</b>
<b>Enlisted MOS: COM</b> <b>Individual Task(s)</b> 071-326-0503(SL1)	<b>Skill Level: 1</b>  Move Over, Through, or Around Obstacles (Except Minefields)
071-326-0510(SL1)	React to Indirect Fire While Dismounted
071-326-3002(SL1)	React to Indirect Fire While Mounted
<b>Enlisted MOS: COM</b> <b>Individual Task(s)</b> 850-001-2000(SL2)	<b>Skill Level: 2</b>  Employ Accident Prevention Measures and Risk Management Process

**Enlisted MOS: COM**

**Skill Level: 3**

**Individual Task(s)**

850-001-3001(SL3)

Control Mission Safety Hazard

**Enlisted MOS: COM**

**Skill Level: 4**

**Individual Task(s)**

850-001-4001(SL4)

Integrate Risk Management Into Platoon

**03-3-C222.34-0001**

**Respond to the Residual Effects of a Nuclear Attack**

**Enlisted MOS: COM**

**Skill Level: 1**

**Individual Task(s)**

031-503-1015(SL1)

Protect Yourself from NBC Injury/Contamination With the Appropriate Mission-Oriented Protective Posture (MOPP) Gear

031-503-1018(SL1)

React to Nuclear Hazard or Attack

081-831-1005(SL1)

Perform First Aid to Prevent or Control Shock

081-831-1007(SL1)

Perform First Aid for Burns

**Enlisted MOS: COM**

**Skill Level: 2**

**Individual Task(s)**

031-503-2023(SL2)

Measure Radiation Dose Rate and Total Dose

031-503-4002(SL2)

Supervise Unit Preparation for NBC Attack

031-506-1053(SL2)

Report NBC Information Using NBC 4 Report

805C-PAD-2060(SL2)

Report Casualties

805C-PAD-2461(SL2)

Maintain Accountability of Personnel (Status Report)

850-001-2000(SL2)

Employ Accident Prevention Measures and Risk Management Process

**Enlisted MOS: COM**

**Skill Level: 3**

**Individual Task(s)**

850-001-3001(SL3)

Control Mission Safety Hazard

**Enlisted MOS: COM**

**Skill Level: 4**

**Individual Task(s)**

850-001-4001(SL4)

Integrate Risk Management Into Platoon

**03-3-C223.34-0001**

**Respond to the Initial Effects of a Nuclear Attack**

**Enlisted MOS: COM**

**Skill Level: 1**

**Individual Task(s)**

031-503-1013(SL1)

Decontaminate Yourself and Individual Equipment Using Chemical Decontaminating Kits

031-503-1015(SL1)

Protect Yourself from NBC Injury/Contamination With the Appropriate Mission-Oriented Protective Posture (MOPP) Gear

031-503-1018(SL1)

React to Nuclear Hazard or Attack

081-831-1000(SL1)

Evaluate a Casualty

081-831-1005(SL1)

Perform First Aid to Prevent or Control Shock

081-831-1007(SL1)

Perform First Aid for Burns

081-831-1025(SL1)

Perform First Aid for an Open Abdominal Wound

081-831-1033(SL1)

Perform First Aid for an Open Head Wound

081-831-1034(SL1)

Perform First Aid for a Suspected Fracture

081-831-1042(SL1)

Perform Mouth-to-Mouth Resuscitation

081-831-1046(SL1)

Transport a Casualty

**Enlisted MOS: COM**

**Skill Level: 2**

**Individual Task(s)**

- 031-503-1023(SL2) Protect Yourself from NBC Injury/Contamination When Changing Mission-Oriented Protective Posture (MOPP) Gear
- 031-503-2023(SL2) Measure Radiation Dose Rate and Total Dose
- 031-503-3005(SL2) Submit NBC 1 Report
- 031-503-3008(SL2) Implement Mission-Oriented Protective Posture
- 031-503-3010(SL2) Supervise Employment of Nuclear, Biological, or Chemical Markers
- 031-503-4002(SL2) Supervise Unit Preparation for NBC Attack
- 081-831-0101(SL2) Request Medical Evacuation
- 081-831-1054(SL2) Evacuate Casualties
- 091-CLT-4029(SL2) Supervise Preventive Maintenance Checks and Services (PMCS)
- 101-92Y-0006(SL2) Inspect Equipment for Accountability, Cleanliness, and Serviceability
- 805C-PAD-2060(SL2) Report Casualties
- 805C-PAD-2461(SL2) Maintain Accountability of Personnel (Status Report)
- 850-001-2000(SL2) Employ Accident Prevention Measures and Risk Management Process

**Enlisted MOS: COM**

**Skill Level: 3**

**Individual Task(s)**

- 850-001-3001(SL3) Control Mission Safety Hazard

**Enlisted MOS: COM**

**Skill Level: 4**

**Individual Task(s)**

- 091-CLT-3009(SL4) Supervise Maintenance Operations
- 850-001-4001(SL4) Integrate Risk Management Into Platoon

**03-3-C224.34-0001**

**Conduct Operational Decontamination**

**Enlisted MOS: COM**

**Skill Level: 1**

**Individual Task(s)**

- 031-503-1013(SL1) Decontaminate Yourself and Individual Equipment Using Chemical Decontaminating Kits
- 031-503-1015(SL1) Protect Yourself from NBC Injury/Contamination With the Appropriate Mission-Oriented Protective Posture (MOPP) Gear
- 031-503-1035(SL1) Protect Yourself From Chemical/Biological Contamination Using Your Assigned Protective Mask
- 031-503-1036(SL1) Maintain Your Assigned Protective Mask
- 031-503-1037(SL1) Detect Chemical Agents Using M8 or M9 Detector Paper
- 071-329-1000 Identify Topographic Symbols on a Military Map
- 071-329-1001 Identify Terrain Features on a Map
- 071-329-1008 Measure Distance on a Map
- 081-831-1044(SL1) Perform First Aid for Nerve Agent Injury
- 113-571-1022 Perform Voice Communications
- 113-600-2001(SL1) Communicate Via a Tactical Telephone
- 113-637-2001(SL1) Communicate Via a Tactical Radio

**Enlisted MOS: COM**

**Skill Level: 2**

**Individual Task(s)**

- 031-503-1023(SL2) Protect Yourself from NBC Injury/Contamination When Changing Mission-Oriented Protective Posture (MOPP) Gear
- 031-503-2001(SL2) Identify Chemical Agents Using M256-Series Chemical Agent Detector Kit
- 031-503-3002(SL2) Conduct Unmasking Procedures
- 031-503-3008(SL2) Implement Mission-Oriented Protective Posture





**03-3-C226.34-0001**

**Cross a Chemically Contaminated Area**

**Enlisted MOS: COM**

**Skill Level: 1**

**Individual Task(s)**

031-503-1013(SL1)	Decontaminate Yourself and Individual Equipment Using Chemical Decontaminating Kits
031-503-1015(SL1)	Protect Yourself from NBC Injury/Contamination With the Appropriate Mission-Oriented Protective Posture (MOPP) Gear
031-503-1019(SL1)	React to Chemical or Biological Hazard or Attack
031-503-1035(SL1)	Protect Yourself From Chemical/Biological Contamination Using Your Assigned Protective Mask
031-503-1036(SL1)	Maintain Your Assigned Protective Mask
031-503-1037(SL1)	Detect Chemical Agents Using M8 or M9 Detector Paper
071-326-0503(SL1)	Move Over, Through, or Around Obstacles (Except Minefields)
071-329-1006(SL1)	Navigate From One Point on the Ground to Another Point While Dis-mounted
071-329-1030(SL1)	Navigate From One Point on the Ground to Another Point While Mounted
081-831-1000(SL1)	Evaluate a Casualty
081-831-1044(SL1)	Perform First Aid for Nerve Agent Injury

**Enlisted MOS: COM**

**Skill Level: 2**

**Individual Task(s)**

031-503-1023(SL2)	Protect Yourself from NBC Injury/Contamination When Changing Mission-Oriented Protective Posture (MOPP) Gear
031-503-2001(SL2)	Identify Chemical Agents Using M256-Series Chemical Agent Detector Kit
031-503-3002(SL2)	Conduct Unmasking Procedures
031-503-3004(SL2)	Supervise the Crossing of a Contaminated Area
031-503-3008(SL2)	Implement Mission-Oriented Protective Posture
031-503-3010(SL2)	Supervise Employment of Nuclear, Biological, or Chemical Markers
031-506-1053(SL2)	Report NBC Information Using NBC 4 Report
081-831-1054(SL2)	Evacuate Casualties
805C-PAD-2060(SL2)	Report Casualties
850-001-2000(SL2)	Employ Accident Prevention Measures and Risk Management Process

**Enlisted MOS: COM**

**Skill Level: 3**

**Individual Task(s)**

850-001-3001(SL3)	Control Mission Safety Hazard
-------------------	-------------------------------

**Enlisted MOS: COM**

**Skill Level: 4**

**Individual Task(s)**

850-001-4001(SL4)	Integrate Risk Management Into Platoon
-------------------	----------------------------------------

**05-2-C301.34-0001**

**Camouflage Vehicles and Equipment**

**Enlisted MOS: COM**

**Skill Level: 1**

**Individual Task(s)**

052-191-1361(SL1)	Camouflage Yourself and Your Individual Equipment
052-191-1362(SL1)	Camouflage Equipment
071-331-0815(SL1)	Practice Noise, Light, and Litter Discipline
301-371-1050(SL1)	Implement Operations Security (OPSEC) Measures

<b>Enlisted MOS: COM</b>	<b>Skill Level: 2</b>
<b>Individual Task(s)</b>	
850-001-2000(SL2)	Employ Accident Prevention Measures and Risk Management Process
<b>Enlisted MOS: COM</b>	<b>Skill Level: 3</b>
<b>Individual Task(s)</b>	
850-001-3001(SL3)	Control Mission Safety Hazard
<b>Enlisted MOS: COM</b>	<b>Skill Level: 4</b>
<b>Individual Task(s)</b>	
850-001-4001(SL4)	Integrate Risk Management Into Platoon
<b>05-3-0210.34-0001</b>	<b>Disable Critical Equipment/Material</b>
<b>Enlisted MOS: 98G</b>	<b>Skill Level: 2</b>
<b>Individual Task(s)</b>	
301-98G-2050	Supervise Destruction of Classified Information and Material
<b>Enlisted MOS: COM</b>	<b>Skill Level: 1</b>
<b>Individual Task(s)</b>	
301-371-1050(SL1)	Implement Operations Security (OPSEC) Measures
301-371-1052(SL1)	Protect Classified Information and Material
<b>Enlisted MOS: COM</b>	<b>Skill Level: 2</b>
<b>Individual Task(s)</b>	
850-001-2000(SL2)	Employ Accident Prevention Measures and Risk Management Process
<b>Enlisted MOS: COM</b>	<b>Skill Level: 3</b>
<b>Individual Task(s)</b>	
805C-PAD-3591(SL3)	Protect Classified Information and Materials
850-001-3001(SL3)	Control Mission Safety Hazard
<b>Enlisted MOS: COM</b>	<b>Skill Level: 4</b>
<b>Individual Task(s)</b>	
850-001-4001(SL4)	Integrate Risk Management Into Platoon
<b>05-3-0301.34-0001</b>	<b>Construct Wire Entanglements</b>
<b>Enlisted MOS: COM</b>	<b>Skill Level: 2</b>
<b>Individual Task(s)</b>	
850-001-2000(SL2)	Employ Accident Prevention Measures and Risk Management Process
<b>Enlisted MOS: COM</b>	<b>Skill Level: 3</b>
<b>Individual Task(s)</b>	
052-195-3066(SL3)	Direct Construction of Nonexplosive Obstacles
850-001-3001(SL3)	Control Mission Safety Hazard
<b>Enlisted MOS: COM</b>	<b>Skill Level: 4</b>
<b>Individual Task(s)</b>	
159-200-2020(SL4)	Integrate Threat Capabilities Into Mission Planning
850-001-4001(SL4)	Integrate Risk Management Into Platoon

**05-3-C230.34-0001**

**Construct a Protective Obstacle**

**Enlisted MOS: COM**

**Skill Level: 1**

**Individual Task(s)**

- 071-008-0007(SL1) Engage Targets With an M16A1 or M16A2 Rifle Using an AN/PAS-13 Series Thermal Sight
- 071-010-0006(SL1) Engage Targets With an M249 Machine Gun
- 071-315-2308(SL1) Engage Targets With an M16A1 or M16A2 Rifle Using a Night Vision Sight AN/PVS-4
- 071-325-4425(SL1) Employ an M18A1 Claymore Mine
- 071-326-5703(SL1) Construct Individual Fighting Positions
- 071-331-0804(SL1) Perform Surveillance Without the Aid of Electronic Devices
- 071-710-0006(SL1) Plan Use of Night Vision Devices

**Enlisted MOS: COM**

**Skill Level: 2**

**Individual Task(s)**

- 071-326-5704(SL2) Supervise Construction of a Fighting Position
- 071-326-5705(SL2) Establish an Observation Post
- 071-430-0002(SL2) Conduct a Defense by a Squad
- 850-001-2000(SL2) Employ Accident Prevention Measures and Risk Management Process

**Enlisted MOS: COM**

**Skill Level: 3**

**Individual Task(s)**

- 052-195-3066(SL3) Direct Construction of Nonexplosive Obstacles
- 071-410-0019(SL3) Control Organic Fires
- 850-001-3001(SL3) Control Mission Safety Hazard

**Enlisted MOS: COM**

**Skill Level: 4**

**Individual Task(s)**

- 071-430-0006(SL4) Conduct a Defense by a Platoon
- 159-200-2020(SL4) Integrate Threat Capabilities Into Mission Planning.
- 850-001-4001(SL4) Integrate Risk Management Into Platoon

**05-5-0302.34-0001**

**Prepare Crew-Served Weapons Fighting Positions**

**Enlisted MOS: COM**

**Skill Level: 1**

**Individual Task(s)**

- 052-191-1361(SL1) Camouflage Yourself and Your Individual Equipment
- 071-022-0015(SL1) Prepare a Range Card for a Caliber .50 M2 Machine Gun
- 071-312-3007(SL1) Prepare a Range Card for an M60 Machine Gun
- 071-312-4032(SL1) Prepare a Range Card for an M249 Machine Gun

**Enlisted MOS: COM**

**Skill Level: 2**

**Individual Task(s)**

- 071-326-5704(SL2) Supervise Construction of a Fighting Position
- 071-430-0002(SL2) Conduct a Defense by a Squad
- 850-001-2000(SL2) Employ Accident Prevention Measures and Risk Management Process

**Enlisted MOS: COM**

**Skill Level: 3**

**Individual Task(s)**

- 850-001-3001(SL3) Control Mission Safety Hazard

**Enlisted MOS: COM**

**Skill Level: 4**

**Individual Task(s)**

- 071-430-0006(SL4) Conduct a Defense by a Platoon

159-200-2020(SL4) Integrate Threat Capabilities Into Mission Planning  
 850-001-4001(SL4) Integrate Risk Management Into Platoon

**07-2-C314.34-0001**

**Establish Company Defensive Position**

**Enlisted MOS: 98G**

**Skill Level: 2**

**Individual Task(s)**

301-98G-2300

Determine the Layout of a Tactical Site (AD, RU, QB)

**Enlisted MOS: COM**

**Skill Level: 1**

**Individual Task(s)**

071-008-0007(SL1)

Engage Targets With an M16A1 or M16A2 Rifle Using an AN/PAS-13 Series Thermal Sight

071-010-0006(SL1)

Engage Targets With an M249 Machine Gun

071-022-0015(SL1)

Prepare a Range Card for a Caliber .50 M2 Machine Gun

071-100-0003(SL1)

Engage Targets With an M4 or M4A1 Carbine

071-311-2130(SL1)

Engage Targets With an M203 Grenade Launcher

071-312-3007(SL1)

Prepare a Range Card for an M60 Machine Gun

071-312-3031(SL1)

Engage Targets With an M60 Machine Gun

071-312-4032(SL1)

Prepare a Range Card for an M249 Machine Gun

071-315-2308(SL1)

Engage Targets With an M16A1 or M16A2 Rifle Using a Night Vision Sight AN/PVS-4

071-325-4407(SL1)

Employ Hand Grenades

071-325-4425(SL1)

Employ an M18A1 Claymore Mine

071-326-0510(SL1)

React to Indirect Fire While Dismounted

071-326-3002(SL1)

React to Indirect Fire While Mounted

071-326-5703(SL1)

Construct Individual Fighting Positions

071-331-0804(SL1)

Perform Surveillance Without the Aid of Electronic Devices

071-331-0815(SL1)

Practice Noise, Light, and Litter Discipline

071-710-0006(SL1)

Plan Use of Night Vision Devices

081-831-1000(SL1)

Evaluate a Casualty

081-831-1005(SL1)

Perform First Aid to Prevent or Control Shock

081-831-1025(SL1)

Perform First Aid for an Open Abdominal Wound

081-831-1026(SL1)

Perform First Aid for an Open Chest Wound

081-831-1032(SL1)

Perform First Aid for Bleeding of an Extremity

081-831-1033(SL1)

Perform First Aid for an Open Head Wound

081-831-1034(SL1)

Perform First Aid for a Suspected Fracture

081-831-1042(SL1)

Perform Mouth-to-Mouth Resuscitation

081-831-1046(SL1)

Transport a Casualty

**Enlisted MOS: COM**

**Skill Level: 2**

**Individual Task(s)**

061-283-6003(SL2)

Adjust Indirect Fire

071-326-5704(SL2)

Supervise Construction of a Fighting Position

071-326-5705(SL2)

Establish an Observation Post

071-430-0002(SL2)

Conduct a Defense by a Squad

081-831-0101(SL2)

Request Medical Evacuation

081-831-1054(SL2)

Evacuate Casualties

441-091-2000(SL2)

Defend Against Air Attack (Active)

805C-PAD-2060(SL2)

Report Casualties

805C-PAD-2461(SL2)

Maintain Accountability of Personnel (Status Report)

850-001-2000(SL2)

Employ Accident Prevention Measures and Risk Management Process

**Enlisted MOS: COM**

**Skill Level: 3**

**Individual Task(s)**

052-195-3066(SL3)	Direct Construction of Nonexplosive Obstacles
071-410-0019(SL3)	Control Organic Fires
071-430-0003(SL3)	Consolidate a Squad Following Enemy Contact While in the Defense
071-430-0004(SL3)	Reorganize a Squad Following Enemy Contact While in the Defense
101-92Y-0002(SL3)	Plan Tactical Re-Supply Operations
441-091-3000(SL3)	Supervise the Implementation of Air Defense Measures
850-001-3001(SL3)	Control Mission Safety Hazard

**Enlisted MOS: COM**

**Skill Level: 4**

**Individual Task(s)**

071-326-5775(SL4)	Coordinate With an Adjacent Platoon
071-430-0006(SL4)	Conduct a Defense by a Platoon
071-430-0007(SL4)	Consolidate a Platoon Following Enemy Contact While in the Defense
071-430-0008(SL4)	Reorganize a Platoon Following Enemy Contact While in the Defense
159-200-2020(SL4)	Integrate Threat Capabilities Into Mission Planning.
191-379-5402(SL4)	Prepare a Patrol Distribution Plan
191-380-0109(SL4)	Plan Patrol Activities
850-001-4001(SL4)	Integrate Risk Management Into Platoon

**07-3-C211.34-0001**

**Move Tactically**

**Enlisted MOS: COM**

**Skill Level: 1**

**Individual Task(s)**

071-326-0502(SL1)	Move Under Direct Fire
071-326-0503(SL1)	Move Over, Through, or Around Obstacles (Except Minefields)
071-326-0510(SL1)	React to Indirect Fire While Dismounted
071-326-3002(SL1)	React to Indirect Fire While Mounted
071-329-1006(SL1)	Navigate From One Point on the Ground to Another Point While Dismounted
071-329-1030(SL1)	Navigate From One Point on the Ground to Another Point While Mounted

**Enlisted MOS: COM**

**Skill Level: 2**

**Individual Task(s)**

850-001-2000(SL2)	Employ Accident Prevention Measures and Risk Management Process
-------------------	-----------------------------------------------------------------

**Enlisted MOS: COM**

**Skill Level: 3**

**Individual Task(s)**

850-001-3001(SL3)	Control Mission Safety Hazard
-------------------	-------------------------------

**Enlisted MOS: COM**

**Skill Level: 4**

**Individual Task(s)**

191-380-0109(SL4)	Plan Patrol Activities
850-001-4001(SL4)	Integrate Risk Management Into Platoon

**07-3-C212.34-0001**

**Defend Unit Position**

**Enlisted MOS: COM**

**Skill Level: 1**

**Individual Task(s)**

071-008-0007(SL1)	Engage Targets With an M16A1 or M16A2 Rifle Using an AN/PAS-13 Series Thermal Sight
071-010-0006(SL1)	Engage Targets With an M249 Machine Gun
071-022-0015(SL1)	Prepare a Range Card for a Caliber .50 M2 Machine Gun

- 071-100-0003(SL1) Engage Targets With an M4 or M4A1 Carbine
- 071-311-2130(SL1) Engage Targets With an M203 Grenade Launcher
- 071-312-4032(SL1) Prepare a Range Card for an M249 Machine Gun
- 071-313-3454(SL1) Engage Targets With a Caliber .50 M2 Machine Gun
- 071-315-2308(SL1) Engage Targets With an M16A1 or M16A2 Rifle Using a Night Vision Sight AN/PVS-4
- 071-325-4407(SL1) Employ Hand Grenades
- 071-325-4425(SL1) Employ an M18A1 Claymore Mine
- 071-326-0510(SL1) React to Indirect Fire While Dismounted
- 071-326-0511(SL1) React to Flares
- 071-326-3002(SL1) React to Indirect Fire While Mounted
- 071-326-5703(SL1) Construct Individual Fighting Positions
- 071-410-0002(SL1) React to Direct Fire While Mounted

**Enlisted MOS: COM**

**Skill Level: 2**

**Individual Task(s)**

- 061-283-6003(SL2) Adjust Indirect Fire
- 071-326-5502(SL2) Issue a Fragmentary Order
- 071-326-5505(SL2) Issue an Oral Operation Order
- 071-326-5704(SL2) Supervise Construction of a Fighting Position
- 071-326-5705(SL2) Establish an Observation Post
- 071-430-0002(SL2) Conduct a Defense by a Squad
- 805C-PAD-2060(SL2) Report Casualties
- 850-001-2000(SL2) Employ Accident Prevention Measures and Risk Management Process

**Enlisted MOS: COM**

**Skill Level: 3**

**Individual Task(s)**

- 071-430-0003(SL3) Consolidate a Squad Following Enemy Contact While in the Defense
- 071-430-0004(SL3) Reorganize a Squad Following Enemy Contact While in the Defense
- 850-001-3001(SL3) Control Mission Safety Hazard

**Enlisted MOS: COM**

**Skill Level: 4**

**Individual Task(s)**

- 071-326-5775(SL4) Coordinate With an Adjacent Platoon
- 071-430-0006(SL4) Conduct a Defense by a Platoon
- 071-430-0007(SL4) Consolidate a Platoon Following Enemy Contact While in the Defense
- 071-430-0008(SL4) Reorganize a Platoon Following Enemy Contact While in the Defense
- 850-001-4001(SL4) Integrate Risk Management Into Platoon

**07-3-C219.34-0001**

**Establish Unit Defense**

**Enlisted MOS: 98G**

**Skill Level: 2**

**Individual Task(s)**

- 301-98G-2300 Determine the Layout of a Tactical Site (AD, QB)

**Enlisted MOS: COM**

**Skill Level: 1**

**Individual Task(s)**

- 052-191-1361(SL1) Camouflage Yourself and Your Individual Equipment
- 052-191-1362(SL1) Camouflage Equipment
- 071-022-0015(SL1) Prepare a Range Card for a Caliber .50 M2 Machine Gun
- 071-030-0002(SL1) Prepare a Range Card for an MK19 Machine Gun
- 071-312-4032(SL1) Prepare a Range Card for an M249 Machine Gun
- 071-325-4407(SL1) Employ Hand Grenades
- 071-325-4425(SL1) Employ an M18A1 Claymore Mine
- 071-326-0513(SL1) Select Temporary Fighting Positions

071-326-5703(SL1) Construct Individual Fighting Positions  
 071-331-0804(SL1) Perform Surveillance Without the Aid of Electronic Devices  
 071-710-0006(SL1) Plan Use of Night Vision Devices  
 113-600-2001(SL1) Communicate Via a Tactical Telephone

**Enlisted MOS: COM**

**Skill Level: 2**

**Individual Task(s)**

061-283-6003(SL2) Adjust Indirect Fire  
 071-326-5704(SL2) Supervise Construction of a Fighting Position  
 071-326-5705(SL2) Establish an Observation Post  
 071-430-0002(SL2) Conduct a Defense by a Squad  
 850-001-2000(SL2) Employ Accident Prevention Measures and Risk Management Process

**Enlisted MOS: COM**

**Skill Level: 3**

**Individual Task(s)**

052-195-3066(SL3) Direct Construction of Nonexplosive Obstacles  
 071-720-0015(SL3) Conduct an Area Reconnaissance by a Platoon  
 850-001-3001(SL3) Control Mission Safety Hazard

**Enlisted MOS: COM**

**Skill Level: 4**

**Individual Task(s)**

071-326-5775(SL4) Coordinate With an Adjacent Platoon  
 071-430-0006(SL4) Conduct a Defense by a Platoon  
 159-200-2020(SL4) Integrate Threat Capabilities Into Mission Planning.  
 191-380-0109(SL4) Plan Patrol Activities  
 850-001-4001(SL4) Integrate Risk Management Into Platoon

**07-3-C227.34-0001**

**Perform a Tactical Road March**

**Enlisted MOS: COM**

**Skill Level: 1**

**Individual Task(s)**

071-326-0510(SL1) React to Indirect Fire While Dismounted  
 071-326-3002(SL1) React to Indirect Fire While Mounted  
 071-329-1006(SL1) Navigate From One Point on the Ground to Another Point While Dismounted  
 071-329-1030(SL1) Navigate From One Point on the Ground to Another Point While Mounted  
 113-637-2001(SL1) Communicate Via a Tactical Radio  
 551-88M-0005(SL1) Operate a Vehicle in a Convoy

**Enlisted MOS: COM**

**Skill Level: 2**

**Individual Task(s)**

071-326-0608(SL2) Use Visual Signaling Techniques  
 071-329-1019(SL2) Use a Map Overlay  
 191-379-4407(SL2) Plan Convoy Security Operations  
 850-001-2000(SL2) Employ Accident Prevention Measures and Risk Management Process

**Enlisted MOS: COM**

**Skill Level: 3**

**Individual Task(s)**

071-326-3013(SL3) Conduct a Tactical Road March  
 071-326-5805(SL3) Conduct a Route Reconnaissance Mission  
 551-88M-0001(SL3) Lead a Convoy Serial/March Unit  
 850-001-3001(SL3) Control Mission Safety Hazard

**Enlisted MOS: COM**

**Skill Level: 4**

**Individual Task(s)**

850-001-4001(SL4)

Integrate Risk Management Into Platoon

**07-3-C228.34-0001**

**Occupy Assembly Area**

**Enlisted MOS: COM**

**Skill Level: 1**

**Individual Task(s)**

052-191-1361(SL1)

Camouflage Yourself and Your Individual Equipment

052-191-1362(SL1)

Camouflage Equipment

052-192-1135(SL1)

Locate Mines by Probing

071-022-0015(SL1)

Prepare a Range Card for a Caliber .50 M2 Machine Gun

071-030-0002(SL1)

Prepare a Range Card for an MK19 Machine Gun

071-312-4032(SL1)

Prepare a Range Card for an M249 Machine Gun

071-326-0503(SL1)

Move Over, Through, or Around Obstacles (Except Minefields)

071-326-0513(SL1)

Select Temporary Fighting Positions

071-326-5703(SL1)

Construct Individual Fighting Positions

071-329-1006(SL1)

Navigate From One Point on the Ground to Another Point While Dis-mounted

071-329-1030(SL1)

Navigate From One Point on the Ground to Another Point While Mounted

071-331-0815(SL1)

Practice Noise, Light, and Litter Discipline

071-710-0006(SL1)

Plan Use of Night Vision Devices

113-600-2001(SL1)

Communicate Via a Tactical Telephone

113-637-2001(SL1)

Communicate Via a Tactical Radio

**Enlisted MOS: COM**

**Skill Level: 2**

**Individual Task(s)**

031-503-3008(SL2)

Implement Mission-Oriented Protective Posture

071-326-5704(SL2)

Supervise Construction of a Fighting Position

071-326-5705(SL2)

Establish an Observation Post

071-430-0002(SL2)

Conduct a Defense by a Squad

805C-PAD-2461(SL2)

Maintain Accountability of Personnel (Status Report)

850-001-2000(SL2)

Employ Accident Prevention Measures and Risk Management Process

**Enlisted MOS: COM**

**Skill Level: 3**

**Individual Task(s)**

071-410-0012(SL3)

Conduct Occupation of an Assembly Area

850-001-3001(SL3)

Control Mission Safety Hazard

**Enlisted MOS: COM**

**Skill Level: 4**

**Individual Task(s)**

071-326-5775(SL4)

Coordinate With an Adjacent Platoon

071-430-0006(SL4)

Conduct a Defense by a Platoon

850-001-4001(SL4)

Integrate Risk Management Into Platoon

**07-3-C229.34-0001**

**Perform Passage of Lines**

**Enlisted MOS: COM**

**Skill Level: 1**

**Individual Task(s)**

071-329-1006(SL1)

Navigate From One Point on the Ground to Another Point While Dis-mounted

071-329-1030(SL1)

Navigate From One Point on the Ground to Another Point While Mounted

113-637-2001(SL1)

Communicate Via a Tactical Radio



301-371-1000(SL1) Report Intelligence Information  
 301-371-1052(SL1) Protect Classified Information and Material

**Enlisted MOS: COM**

**Skill Level: 2**

**Individual Task(s)**

071-326-5502(SL2) Issue a Fragmentary Order  
 071-326-5505(SL2) Issue an Oral Operation Order  
 551-88N-0002(SL2) Prepare for Unit Movement  
 850-001-2000(SL2) Employ Accident Prevention Measures and Risk Management Process

**Enlisted MOS: COM**

**Skill Level: 3**

**Individual Task(s)**

071-326-3013(SL3) Conduct a Tactical Road March  
 071-326-5805(SL3) Conduct a Route Reconnaissance Mission  
 551-88N-0004(SL3) Coordinate Unit Movement  
 850-001-3001(SL3) Control Mission Safety Hazard

**Enlisted MOS: COM**

**Skill Level: 4**

**Individual Task(s)**

071-326-5775(SL4) Coordinate With an Adjacent Platoon  
 551-88N-0003(SL4) Plan Unit Move  
 850-001-4001(SL4) Integrate Risk Management Into Platoon

**07-5-1107.34-0001**

**Move Tactically (Dismounted)**

**Enlisted MOS: COM**

**Skill Level: 1**

**Individual Task(s)**

031-503-1013(SL1) Decontaminate Yourself and Individual Equipment Using Chemical Decontaminating Kits  
 031-503-1015(SL1) Protect Yourself from NBC Injury/Contamination With the Appropriate Mission-Oriented Protective Posture (MOPP) Gear  
 031-503-1018(SL1) React to Nuclear Hazard or Attack  
 031-503-1019(SL1) React to Chemical or Biological Hazard or Attack  
 031-503-1037(SL1) Detect Chemical Agents Using M8 or M9 Detector Paper  
 052-191-1361(SL1) Camouflage Yourself and Your Individual Equipment  
 071-008-0007(SL1) Engage Targets With an M16A1 or M16A2 Rifle Using an AN/PAS-13 Series Thermal Sight  
 071-010-0006(SL1) Engage Targets With an M249 Machine Gun  
 071-100-0003(SL1) Engage Targets With an M4 or M4A1 Carbine  
 071-311-2130(SL1) Engage Targets With an M203 Grenade Launcher  
 071-315-2308(SL1) Engage Targets With an M16A1 or M16A2 Rifle Using a Night Vision Sight AN/PVS-4  
 071-325-4407(SL1) Employ Hand Grenades  
 071-326-0502(SL1) Move Under Direct Fire  
 071-326-0503(SL1) Move Over, Through, or Around Obstacles (Except Minefields)  
 071-326-0510(SL1) React to Indirect Fire While Dismounted  
 071-326-0511(SL1) React to Flares  
 071-329-1006(SL1) Navigate From One Point on the Ground to Another Point While Dismounted  
 071-710-0006(SL1) Plan Use of Night Vision Devices  
 081-831-1000(SL1) Evaluate a Casualty  
 081-831-1003(SL1) Perform First Aid to Clear an Object Stuck in the Throat of a Conscious Casualty  
 081-831-1005(SL1) Perform First Aid to Prevent or Control Shock

081-831-1007(SL1)	Perform First Aid for Burns
081-831-1008(SL1)	Perform First Aid for Heat Injuries
081-831-1025(SL1)	Perform First Aid for an Open Abdominal Wound
081-831-1026(SL1)	Perform First Aid for an Open Chest Wound
081-831-1032(SL1)	Perform First Aid for Bleeding of an Extremity
081-831-1033(SL1)	Perform First Aid for an Open Head Wound
081-831-1034(SL1)	Perform First Aid for a Suspected Fracture
081-831-1042(SL1)	Perform Mouth-to-Mouth Resuscitation
081-831-1044(SL1)	Perform First Aid for Nerve Agent Injury
081-831-1045(SL1)	Perform First Aid for Cold Injuries
081-831-1046(SL1)	Transport a Casualty
113-637-2001(SL1)	Communicate Via a Tactical Radio

**Enlisted MOS: COM**

**Skill Level: 2**

**Individual Task(s)**

031-503-2001(SL2)	Identify Chemical Agents Using M256-Series Chemical Agent Detector Kit
031-503-3002(SL2)	Conduct Unmasking Procedures
031-503-3004(SL2)	Supervise the Crossing of a Contaminated Area
031-503-3005(SL2)	Submit NBC 1 Report
031-503-3008(SL2)	Implement Mission-Oriented Protective Posture
031-503-3010(SL2)	Supervise Employment of Nuclear, Biological, or Chemical Markers
031-506-1053(SL2)	Report NBC Information Using NBC 4 Report
061-283-6003(SL2)	Adjust Indirect Fire
071-326-0608(SL2)	Use Visual Signaling Techniques
071-326-5502(SL2)	Issue a Fragmentary Order
071-329-1019(SL2)	Use a Map Overlay
081-831-0101(SL2)	Request Medical Evacuation
081-831-1054(SL2)	Evacuate Casualties
441-091-2000(SL2)	Defend Against Air Attack (Active)
805C-PAD-2060(SL2)	Report Casualties
850-001-2000(SL2)	Employ Accident Prevention Measures and Risk Management Process

**Enlisted MOS: COM**

**Skill Level: 3**

**Individual Task(s)**

071-326-5805(SL3)	Conduct a Route Reconnaissance Mission
071-410-0019(SL3)	Control Organic Fires
441-091-3000(SL3)	Supervise the Implementation of Air Defense Measures
850-001-3001(SL3)	Control Mission Safety Hazard

**Enlisted MOS: COM**

**Skill Level: 4**

**Individual Task(s)**

191-380-0109(SL4)	Plan Patrol Activities
850-001-4001(SL4)	Integrate Risk Management Into Platoon

**07-5-1108.34-0001**

**Cross Danger Area**

**Enlisted MOS: COM**

**Skill Level: 1**

**Individual Task(s)**

031-503-1015(SL1)	Protect Yourself From NBC Injury/Contamination With the Appropriate Mission-Oriented Protective Posture (MOPP) Gear
031-503-1018(SL1)	React to Nuclear Hazard or Attack
031-503-1019(SL1)	React to Chemical or Biological Hazard or Attack
031-503-1037(SL1)	Detect Chemical Agents Using M8 or M9 Detector Paper

052-191-1361(SL1)	Camouflage Yourself and Your Individual Equipment
071-008-0007(SL1)	Engage Targets With an M16A1 or M16A2 Rifle Using an AN/PAS-13 Series Thermal Sight
071-010-0006(SL1)	Engage Targets With an M249 Machine Gun
071-100-0003(SL1)	Engage Targets With an M4 or M4A1 Carbine
071-311-2130(SL1)	Engage Targets With an M203 Grenade Launcher
071-315-2308(SL1)	Engage Targets With an M16A1 or M16A2 Rifle Using a Night Vision Sight AN/PVS-4
071-325-4407(SL1)	Employ Hand Grenades
071-326-0502(SL1)	Move Under Direct Fire
071-326-0503(SL1)	Move Over, Through, or Around Obstacles (Except Minefields)
071-326-0510(SL1)	React to Indirect Fire While Dismounted
071-326-0511(SL1)	React to Flares
071-326-0513(SL1)	Select Temporary Fighting Positions
071-329-1006(SL1)	Navigate From One Point on the Ground to Another Point While Dismounted
071-331-0804(SL1)	Perform Surveillance Without the Aid of Electronic Devices
071-710-0006(SL1)	Plan Use of Night Vision Devices
081-831-1000(SL1)	Evaluate a Casualty
081-831-1003(SL1)	Perform First Aid to Clear an Object Stuck in the Throat of a Conscious Casualty
081-831-1005(SL1)	Perform First Aid to Prevent or Control Shock
081-831-1007(SL1)	Perform First Aid for Burns
081-831-1008(SL1)	Perform First Aid for Heat Injuries
081-831-1025(SL1)	Perform First Aid for an Open Abdominal Wound
081-831-1026(SL1)	Perform First Aid for an Open Chest Wound
081-831-1032(SL1)	Perform First Aid for Bleeding of an Extremity
081-831-1033(SL1)	Perform First Aid for an Open Head Wound
081-831-1034(SL1)	Perform First Aid for a Suspected Fracture
081-831-1042(SL1)	Perform Mouth-to-Mouth Resuscitation
081-831-1044(SL1)	Perform First Aid for Nerve Agent Injury
081-831-1045(SL1)	Perform First Aid for Cold Injuries
081-831-1046(SL1)	Transport a Casualty
113-637-2001(SL1)	Communicate Via a Tactical Radio

**Enlisted MOS: COM**

**Skill Level: 2**

**Individual Task(s)**

031-503-3004(SL2)	Supervise the Crossing of a Contaminated Area
031-503-3008(SL2)	Implement Mission-Oriented Protective Posture
031-506-1053(SL2)	Report NBC Information Using NBC 4 Report
061-283-6003(SL2)	Adjust Indirect Fire
071-326-0608(SL2)	Use Visual Signaling Techniques
071-326-5705(SL2)	Establish an Observation Post
071-329-1019(SL2)	Use a Map Overlay
081-831-1054(SL2)	Evacuate Casualties
181-105-2002(SL2)	Conduct Combat Operations According to the Law of War
805C-PAD-2060(SL2)	Report Casualties
805C-PAD-2461(SL2)	Maintain Accountability of Personnel (Status Report)
850-001-2000(SL2)	Employ Accident Prevention Measures and Risk Management Process

**Enlisted MOS: COM**

**Skill Level: 3**

**Individual Task(s)**

071-410-0019(SL3)	Control Organic Fires
850-001-3001(SL3)	Control Mission Safety Hazard

**Enlisted MOS: COM**

**Individual Task(s)**

191-380-0109(SL4)  
850-001-4001(SL4)

**Skill Level: 4**

Plan Patrol Activities  
Integrate Risk Management Into Platoon

**07-5-1109.34-0001**

**Cross Water Obstacle**

**Enlisted MOS: COM**

**Individual Task(s)**

071-326-0502(SL1)  
071-326-0503(SL1)  
071-326-0510(SL1)  
071-326-0511(SL1)  
071-329-1006(SL1)  
  
071-331-0804(SL1)  
071-710-0006(SL1)  
081-831-1046(SL1)  
113-637-2001(SL1)

**Skill Level: 1**

Move Under Direct Fire  
Move Over, Through, or Around Obstacles (Except Minefields)  
React to Indirect Fire While Dismounted  
React to Flares  
Navigate From One Point on the Ground to Another Point While Dismounted  
Perform Surveillance Without the Aid of Electronic Devices  
Plan Use of Night Vision Devices  
Transport a Casualty  
Communicate Via a Tactical Radio

**Enlisted MOS: COM**

**Individual Task(s)**

031-503-3004(SL2)  
071-326-0608(SL2)  
071-326-5705(SL2)  
071-329-1019(SL2)  
081-831-1054(SL2)  
181-105-2002(SL2)  
805C-PAD-2461(SL2)  
850-001-2000(SL2)

**Skill Level: 2**

Supervise the Crossing of a Contaminated Area  
Use Visual Signaling Techniques  
Establish an Observation Post  
Use a Map Overlay  
Evacuate Casualties  
Conduct Combat Operations According to the Law of War  
Maintain Accountability of Personnel (Status Report)  
Employ Accident Prevention Measures and Risk Management Process

**Enlisted MOS: COM**

**Individual Task(s)**

850-001-3001(SL3)

**Skill Level: 3**

Control Mission Safety Hazard

**Enlisted MOS: COM**

**Individual Task(s)**

191-380-0109(SL4)  
850-001-4001(SL4)

**Skill Level: 4**

Plan Patrol Activities  
Integrate Risk Management Into Platoon

**07-5-1111.34-0001**

**Establish Surveillance Site (Dismounted)**

**Enlisted MOS: COM**

**Individual Task(s)**

031-503-1015(SL1)  
  
052-191-1361(SL1)  
071-325-4425(SL1)  
071-326-0510(SL1)  
071-326-0513(SL1)  
071-329-1006(SL1)  
  
071-331-0804(SL1)  
071-331-0815(SL1)  
071-710-0006(SL1)

**Skill Level: 1**

Protect Yourself From NBC Injury/Contamination With the Appropriate Mission-Oriented Protective Posture (MOPP) Gear  
Camouflage Yourself and Your Individual Equipment  
Employ an M18A1 Claymore Mine  
React to Indirect Fire While Dismounted  
Select Temporary Fighting Positions  
Navigate From One Point on the Ground to Another Point While Dismounted  
Perform Surveillance Without the Aid of Electronic Devices  
Practice Noise, Light, and Litter Discipline  
Plan Use of Night Vision Devices

<b>Enlisted MOS: COM</b>	<b>Skill Level: 2</b>
<b>Individual Task(s)</b>	
031-503-1023(SL2)	Protect Yourself From NBC Injury/Contamination When Changing Mission-Oriented Protective Posture (MOPP) Gear
071-326-5705(SL2)	Establish an Observation Post
181-105-2002(SL2)	Conduct Combat Operations According to the Law of War
850-001-2000(SL2)	Employ Accident Prevention Measures and Risk Management Process
<b>Enlisted MOS: COM</b>	<b>Skill Level: 3</b>
<b>Individual Task(s)</b>	
071-326-5805(SL3)	Conduct a Route Reconnaissance Mission
850-001-3001(SL3)	Control Mission Safety Hazard
<b>Enlisted MOS: COM</b>	<b>Skill Level: 4</b>
<b>Individual Task(s)</b>	
191-380-0109(SL4)	Plan Patrol Activities
850-001-4001(SL4)	Integrate Risk Management Into Platoon
08-2-0003.34-0001	Treat Casualties
<b>Enlisted MOS: COM</b>	<b>Skill Level: 1</b>
<b>Individual Task(s)</b>	
081-831-1000(SL1)	Evaluate a Casualty
081-831-1003(SL1)	Perform First Aid to Clear an Object Stuck in the Throat of a Conscious Casualty
081-831-1005(SL1)	Perform First Aid to Prevent or Control Shock
081-831-1007(SL1)	Perform First Aid for Burns
081-831-1008(SL1)	Perform First Aid for Heat Injuries
081-831-1025(SL1)	Perform First Aid for an Open Abdominal Wound
081-831-1026(SL1)	Perform First Aid for an Open Chest Wound
081-831-1032(SL1)	Perform First Aid for Bleeding of an Extremity
081-831-1033(SL1)	Perform First Aid for an Open Head Wound
081-831-1034(SL1)	Perform First Aid for a Suspected Fracture
081-831-1042(SL1)	Perform Mouth-to-Mouth Resuscitation
081-831-1044(SL1)	Perform First Aid for Nerve Agent Injury
081-831-1045(SL1)	Perform First Aid for Cold Injuries
081-831-1046(SL1)	Transport a Casualty
<b>Enlisted MOS: COM</b>	<b>Skill Level: 2</b>
<b>Individual Task(s)</b>	
081-831-0101(SL2)	Request Medical Evacuation
081-831-1054(SL2)	Evacuate Casualties
805C-PAD-2060(SL2)	Report Casualties
850-001-2000(SL2)	Employ Accident Prevention Measures and Risk Management Process
<b>Enlisted MOS: COM</b>	<b>Skill Level: 3</b>
<b>Individual Task(s)</b>	
850-001-3001(SL3)	Control Mission Safety Hazard
<b>Enlisted MOS: COM</b>	<b>Skill Level: 4</b>
<b>Individual Task(s)</b>	
850-001-4001(SL4)	Integrate Risk Management Into Platoon

**08-2-C316.34-0001**

**Transport Casualties**

**Enlisted MOS: COM**

**Skill Level: 1**

**Individual Task(s)**

031-503-1015(SL1)

Protect Yourself From NBC Injury/Contamination With the Appropriate Mission-Oriented Protective Posture (MOPP) Gear

031-503-1035(SL1)

Protect Yourself From Chemical/Biological Contamination Using Your Assigned Protective Mask

081-831-1000(SL1)

Evaluate a Casualty

081-831-1046(SL1)

Transport a Casualty

**Enlisted MOS: COM**

**Skill Level: 2**

**Individual Task(s)**

031-503-1023(SL2)

Protect Yourself From NBC Injury/Contamination When Changing Mission-Oriented Protective Posture (MOPP) Gear

031-503-3008(SL2)

Implement Mission-Oriented Protective Posture

081-831-0101(SL2)

Request Medical Evacuation

081-831-1054(SL2)

Evacuate Casualties

191-376-4102(SL2)

Escort EPW/CI to Rear Areas

441-091-2000(SL2)

Defend Against Air Attack (Active)

805C-PAD-2060(SL2)

Report Casualties

850-001-2000(SL2)

Employ Accident Prevention Measures and Risk Management Process

**Enlisted MOS: COM**

**Skill Level: 3**

**Individual Task(s)**

441-091-3000(SL3)

Supervise the Implementation of Air Defense Measures

850-001-3001(SL3)

Control Mission Safety Hazard

**Enlisted MOS: COM**

**Skill Level: 4**

**Individual Task(s)**

850-001-4001(SL4)

Integrate Risk Management Into Platoon

**08-2-R303.34-0001**

**Conduct Battlefield Stress Reduction and Prevention Procedures**

**Enlisted MOS: COM**

**Skill Level: 2**

**Individual Task(s)**

071-326-5502(SL2)

Issue a Fragmentary Order

071-326-5503(SL2)

Issue a Warning Order

071-326-5505(SL2)

Issue an Oral Operation Order

850-001-2000(SL2)

Employ Accident Prevention Measures and Risk Management Process

**Enlisted MOS: COM**

**Skill Level: 3**

**Individual Task(s)**

850-001-3001(SL3)

Control Mission Safety Hazard

**Enlisted MOS: COM**

**Skill Level: 4**

**Individual Task(s)**

805C-PAD-4595(SL4) Supervise Cross-Leveling of Personnel

850-001-4001(SL4) Integrate Risk Management Into Platoon

**08-2-R315.34-0001**

**Perform Field Sanitation Functions**

**Enlisted MOS: COM**

**Skill Level: 1**

**Individual Task(s)**

081-831-1008(SL1)

Perform First Aid for Heat Injuries

081-831-1045(SL1)	Perform First Aid for Cold Injuries
081-831-1053(SL1)	Practice Individual Preventive Medicine Countermeasures
<b>Enlisted MOS: COM</b>	<b>Skill Level: 2</b>
<b>Individual Task(s)</b>	
081-831-9000(SL2)	Implement Preventive Medicine Measures (PMM)
850-001-2000(SL2)	Employ Accident Prevention Measures and Risk Management Process
<b>Enlisted MOS: COM</b>	<b>Skill Level: 3</b>
<b>Individual Task(s)</b>	
850-001-3001(SL3)	Control Mission Safety Hazard
<b>Enlisted MOS: COM</b>	<b>Skill Level: 4</b>
<b>Individual Task(s)</b>	
081-831-1047(SL4)	Supervise the Implementation of Preventive Medicine Policies
081-831-1055(SL4)	Ensure Unit Combat Lifesaver Requirements Are Met
850-001-4001(SL4)	Integrate Risk Management Into Platoon
<b>10-2-C318.34-0001</b>	<b>Perform Unit Graves Registration (GRREG) Operations</b>
<b>Enlisted MOS: COM</b>	<b>Skill Level: 1</b>
<b>Individual Task(s)</b>	
071-329-1006(SL1)	Navigate From One Point on the Ground to Another Point While Dis-mounted
071-329-1030(SL1)	Navigate From One Point on the Ground to Another Point While Mounted
101-515-1997(SL1)	Inter Isolated Remains (After Receiving Authorization)
101-515-1998(SL1)	Evacuate Isolated Remains
101-515-1999(SL1)	Recover Isolated Remains
<b>Enlisted MOS: COM</b>	<b>Skill Level: 2</b>
<b>Individual Task(s)</b>	
071-329-1019(SL2)	Use a Map Overlay
091-CLT-4029(SL2)	Supervise Preventive Maintenance Checks and Services (PMCS)
850-001-2000(SL2)	Employ Accident Prevention Measures and Risk Management Process
<b>Enlisted MOS: COM</b>	<b>Skill Level: 3</b>
<b>Individual Task(s)</b>	
850-001-3001(SL3)	Control Mission Safety Hazard
<b>Enlisted MOS: COM</b>	<b>Skill Level: 4</b>
<b>Individual Task(s)</b>	
850-001-4001(SL4)	Integrate Risk Management Into Platoon
<b>10-2-C319.34-0001</b>	<b>Receive Airdrop Resupply</b>
<b>Enlisted MOS: COM</b>	<b>Skill Level: 1</b>
<b>Individual Task(s)</b>	
113-637-2001(SL1)	Communicate Via a Tactical Radio
<b>Enlisted MOS: COM</b>	<b>Skill Level: 2</b>
<b>Individual Task(s)</b>	
850-001-2000(SL2)	Employ Accident Prevention Measures and Risk Management Process

<p><b>Enlisted MOS: COM</b>  <b>Individual Task(s)</b>                  101-92Y-0002(SL3)                  850-001-3001(SL3)</p>	<p><b>Skill Level: 3</b>                  Plan Tactical Re-Supply Operations                  Control Mission Safety Hazard</p>
<p><b>Enlisted MOS: COM</b>  <b>Individual Task(s)</b>                  101-92Y-0001(SL4)                  151-357-0001(SL4)                  850-001-4001(SL4)</p>	<p><b>Skill Level: 4</b>                  Supervise Supply Activities                  Supervise CSS Functions During Platoon Operations                  Integrate Risk Management Into Platoon</p>
<b>10-2-C320.34-0001</b>	
<p><b>Enlisted MOS: COM</b>  <b>Individual Task(s)</b>                  101-92Y-0003(SL2)                  101-92Y-0004(SL2)                  101-92Y-0005(SL2)                  850-001-2000(SL2)</p>	<p><b>Provide Company Supply Support</b>  <b>Skill Level: 2</b>                  Enforce Compliance With Supply Discipline Procedures                  Enforce Property Accountability Policies                  Enforce Compliance With Property Accountability Policies                  Employ Accident Prevention Measures and Risk Management Process</p>
<p><b>Enlisted MOS: COM</b>  <b>Individual Task(s)</b>                  101-92Y-0002(SL3)                  850-001-3001(SL3)</p>	<p><b>Skill Level: 3</b>                  Plan Tactical Re-Supply Operations                  Control Mission Safety Hazard</p>
<p><b>Enlisted MOS: COM</b>  <b>Individual Task(s)</b>                  101-92Y-0001(SL4)                  151-357-0001(SL4)                  850-001-4001(SL4)</p>	<p><b>Skill Level: 4</b>                  Supervise Supply Activities                  Supervise CSS Functions During Platoon Operations                  Integrate Risk Management Into Platoon</p>
<b>11-2-C302.34-0001</b>	
<p><b>Enlisted MOS: 31C</b>  <b>Individual Task(s)</b>                  113-573-4003</p>	<p><b>Establish and Operate a Single Channel Voice Radio Network with Single Channel Ground and Airborne Radio System (SINCGARS) System Improvement Program (SIP)</b>  <b>Skill Level: 1</b>                  Encode and Decode Message Using KTC 600(*) Tactical Operations Code</p>
<b>11-3-1102.34-0001</b>	
<p><b>Enlisted MOS: 98G</b>  <b>Individual Task(s)</b>                  301-806-1451</p>	<p><b>Install/Operate/Maintain a Single Channel Ground and Airborne Radio System (SINCGARS) Frequency Hopping (FH) Network</b>  <b>Skill Level: 1</b>                  Operate SINCGARS Radio</p>
<p><b>Enlisted MOS: COM</b>  <b>Individual Task(s)</b>                  113-571-1022                  113-637-2001(SL1)</p>	<p><b>Skill Level: 1</b>                  Perform Voice Communications                  Communicate Via a Tactical Radio</p>



<b>Enlisted MOS: COM</b>	<b>Skill Level: 2</b>
<b>Individual Task(s)</b>	
113-573-8006	Use an Automated Signal Operation Instruction (SOI)
850-001-2000(SL2)	Employ Accident Prevention Measures and Risk Management Process
<b>Enlisted MOS: COM</b>	<b>Skill Level: 3</b>
<b>Individual Task(s)</b>	
850-001-3001(SL3)	Control Mission Safety Hazard
<b>Enlisted MOS: COM</b>	<b>Skill Level: 4</b>
<b>Individual Task(s)</b>	
850-001-4001(SL4)	Integrate Risk Management Into Platoon
<b>11-3-C302.34-0001</b>	<b>Establish and Operate a Single Channel Voice Radio Network</b>
<b>Enlisted MOS: 96R</b>	<b>Skill Level: 1</b>
<b>Individual Task(s)</b>	
113-573-4003	Encode and Decode Message Using KTC 600(*) Tactical Operations Code
113-573-4006	Use the KTC 1400(*) Numeral Cipher/Authentication System
<b>Enlisted MOS: COM</b>	<b>Skill Level: 1</b>
<b>Individual Task(s)</b>	
113-637-2001(SL1)	Communicate Via a Tactical Radio
<b>Enlisted MOS: COM</b>	<b>Skill Level: 2</b>
<b>Individual Task(s)</b>	
113-573-8006	Use an Automated Signal Operation Instruction (SOI)
850-001-2000(SL2)	Employ Accident Prevention Measures and Risk Management Process
<b>Enlisted MOS: COM</b>	<b>Skill Level: 3</b>
<b>Individual Task(s)</b>	
850-001-3001(SL3)	Control Mission Safety Hazard
<b>Enlisted MOS: COM</b>	<b>Skill Level: 4</b>
<b>Individual Task(s)</b>	
850-001-4001(SL4)	Integrate Risk Management Into Platoon
<b>11-5-0102.34-0001</b>	<b>Install/Operate/Maintain a Single Channel Voice Radio Station (FM)</b>
<b>Enlisted MOS: 96R</b>	<b>Skill Level: 1</b>
<b>Individual Task(s)</b>	
113-573-4003	Encode and Decode Message Using KTC 600(*) Tactical Operations Code
113-573-4006	Use the KTC 1400(*) Numeral Cipher/Authentication System
<b>Enlisted MOS: COM</b>	<b>Skill Level: 1</b>
<b>Individual Task(s)</b>	
113-637-2001(SL1)	Communicate Via a Tactical Radio
<b>Enlisted MOS: COM</b>	<b>Skill Level: 2</b>
<b>Individual Task(s)</b>	
113-573-8006	Use an Automated Signal Operation Instruction (SOI)
850-001-2000(SL2)	Employ Accident Prevention Measures and Risk Management Process

<p><b>Enlisted MOS: COM</b>  <b>Individual Task(s)</b>                  850-001-3001(SL3)</p>	<p><b>Skill Level: 3</b>                   Control Mission Safety Hazard</p>
<p><b>Enlisted MOS: COM</b>  <b>Individual Task(s)</b>                  850-001-4001(SL4)</p>	<p><b>Skill Level: 4</b>                   Integrate Risk Management Into Platoon</p>
<p><b>11-5-0201.34-0001</b></p>	<p><b>Operate/Maintain/Troubleshoot Platform with Applique, Precision Lightweight GPS Receiver (PLGR) and SINCGARS System Improvement Program (SIP)</b></p>
<p><b>Enlisted MOS: COM</b>  <b>Individual Task(s)</b>                  071-329-1006(SL1)                   071-329-1030(SL1)</p>	<p><b>Skill Level: 1</b>                   Navigate From One Point on the Ground to Another Point While Dis-mounted                  Navigate From One Point on the Ground to Another Point While Mounted</p>
<p><b>Enlisted MOS: COM</b>  <b>Individual Task(s)</b>                  091-CLT-4029(SL2)                  850-001-2000(SL2)</p>	<p><b>Skill Level: 2</b>                   Supervise Preventive Maintenance Checks and Services (PMCS)                  Employ Accident Prevention Measures and Risk Management Process</p>
<p><b>Enlisted MOS: COM</b>  <b>Individual Task(s)</b>                  850-001-3001(SL3)</p>	<p><b>Skill Level: 3</b>                   Control Mission Safety Hazard</p>
<p><b>Enlisted MOS: COM</b>  <b>Individual Task(s)</b>                  850-001-4001(SL4)</p>	<p><b>Skill Level: 4</b>                   Integrate Risk Management Into Platoon</p>
<p><b>11-5-0202.34-0001</b></p>	<p><b>Operate/Maintain/Troubleshoot Platform with Applique, EPLRS, Precision Lightweight (GPS) Receiver (PLGR), and SINCGARS System Improvement Program (SIP)</b></p>
<p><b>Enlisted MOS: COM</b>  <b>Individual Task(s)</b>                  071-329-1006(SL1)                   071-329-1030(SL1)</p>	<p><b>Skill Level: 1</b>                   Navigate From One Point on the Ground to Another Point While Dis-mounted                  Navigate From One Point on the Ground to Another Point While Mounted</p>
<p><b>Enlisted MOS: COM</b>  <b>Individual Task(s)</b>                  091-CLT-4029(SL2)                  850-001-2000(SL2)</p>	<p><b>Skill Level: 2</b>                   Supervise Preventive Maintenance Checks and Services (PMCS)                  Employ Accident Prevention Measures and Risk Management Process</p>
<p><b>Enlisted MOS: COM</b>  <b>Individual Task(s)</b>                  850-001-3001(SL3)</p>	<p><b>Skill Level: 3</b>                   Control Mission Safety Hazard</p>
<p><b>Enlisted MOS: COM</b>  <b>Individual Task(s)</b>                  850-001-4001(SL4)</p>	<p><b>Skill Level: 4</b>                   Integrate Risk Management Into Platoon</p>

**12-2-C321.34-0001**

**Maintain Company Strength**

**Enlisted MOS: COM**

**Skill Level: 2**

**Individual Task(s)**

805C-PAD-2461(SL2) Maintain Accountability of Personnel (Status Report)  
 850-001-2000(SL2) Employ Accident Prevention Measures and Risk Management Process

**Enlisted MOS: COM**

**Skill Level: 3**

**Individual Task(s)**

850-001-3001(SL3) Control Mission Safety Hazard

**Enlisted MOS: COM**

**Skill Level: 4**

**Individual Task(s)**

805C-PAD-4595(SL4) Supervise Cross-Leveling of Personnel  
 850-001-4001(SL4) Integrate Risk Management Into Platoon

**12-2-C338.34-0001**

**Maintain Troop Morale and Combat Capability**

**Enlisted MOS: COM**

**Skill Level: 2**

**Individual Task(s)**

181-101-2023(SL2) Enforce the Uniform Code of Military Justice (UCMJ)  
 805C-PAD-2044(SL2) Recommend Individual for Award and/or Decoration  
 850-001-2000(SL2) Employ Accident Prevention Measures and Risk Management Process

**Enlisted MOS: COM**

**Skill Level: 3**

**Individual Task(s)**

850-001-3001(SL3) Control Mission Safety Hazard

**Enlisted MOS: COM**

**Skill Level: 4**

**Individual Task(s)**

805C-PAD-1245(SL4) Support Unit and Family Readiness Through the Army Family Team Building (AFTB) Program  
 805C-PAD-4595(SL4) Supervise Cross-Leveling of Personnel  
 850-001-4001(SL4) Integrate Risk Management Into Platoon

**12-3-C215.34-0001**

**Combat Battlefield Stress**

**Enlisted MOS: COM**

**Skill Level: 1**

**Individual Task(s)**

081-831-1000(SL1) Evaluate a Casualty  
 081-831-1053(SL1) Practice Individual Preventive Medicine Countermeasures

**Enlisted MOS: COM**

**Skill Level: 2**

**Individual Task(s)**

071-326-5502(SL2) Issue a Fragmentary Order  
 071-326-5503(SL2) Issue a Warning Order  
 071-326-5505(SL2) Issue an Oral Operation Order  
 081-831-1054(SL2) Evacuate Casualties  
 081-831-9000(SL2) Implement Preventive Medicine Measures (PMM)  
 850-001-2000(SL2) Employ Accident Prevention Measures and Risk Management Process

**Enlisted MOS: COM**

**Skill Level: 3**

**Individual Task(s)**

850-001-3001(SL3) Control Mission Safety Hazard

**Enlisted MOS: COM****Skill Level: 4****Individual Task(s)**

081-831-1047(SL4)

805C-PAD-4595(SL4)

850-001-4001(SL4)

Supervise the Implementation of Preventive Medicine Policies

Supervise Cross-Leveling of Personnel

Integrate Risk Management Into Platoon

**12-3-C216.34-0001****Maintain Platoon Strength****Enlisted MOS: COM****Skill Level: 1****Individual Task(s)**

081-831-1000(SL1)

081-831-1003(SL1)

081-831-1005(SL1)

081-831-1007(SL1)

081-831-1025(SL1)

081-831-1026(SL1)

081-831-1032(SL1)

081-831-1033(SL1)

081-831-1034(SL1)

081-831-1042(SL1)

081-831-1044(SL1)

081-831-1046(SL1)

Evaluate a Casualty

Perform First Aid to Clear an Object Stuck in the Throat of a Conscious Casualty

Perform First Aid to Prevent or Control Shock

Perform First Aid for Burns

Perform First Aid for an Open Abdominal Wound

Perform First Aid for an Open Chest Wound

Perform First Aid for Bleeding of an Extremity

Perform First Aid for an Open Head Wound

Perform First Aid for a Suspected Fracture

Perform Mouth-to-Mouth Resuscitation

Perform First Aid for Nerve Agent Injury

Transport a Casualty

**Enlisted MOS: COM****Skill Level: 2****Individual Task(s)**

081-831-0101(SL2)

081-831-1054(SL2)

805C-PAD-2060(SL2)

805C-PAD-2461(SL2)

850-001-2000(SL2)

Request Medical Evacuation

Evacuate Casualties

Report Casualties

Maintain Accountability of Personnel (Status Report)

Employ Accident Prevention Measures and Risk Management Process

**Enlisted MOS: COM****Skill Level: 3****Individual Task(s)**

850-001-3001(SL3)

Control Mission Safety Hazard

**Enlisted MOS: COM****Skill Level: 4****Individual Task(s)**

071-430-0007(SL4)

071-430-0008(SL4)

805C-PAD-4595(SL4)

850-001-4001(SL4)

Consolidate a Platoon Following Enemy Contact While in the Defense

Reorganize a Platoon Following Enemy Contact While in the Defense

Supervise Cross-Leveling of Personnel

Integrate Risk Management Into Platoon

**17-2-2000.34-0001****Conduct Assembly Area Activities****Enlisted MOS: COM****Skill Level: 1****Individual Task(s)**

031-503-1037(SL1)

052-191-1361(SL1)

052-191-1362(SL1)

071-022-0015(SL1)

071-312-4032(SL1)

071-325-4425(SL1)

071-326-0513(SL1)

071-326-5703(SL1)

Detect Chemical Agents Using M8 or M9 Detector Paper

Camouflage Yourself and Your Individual Equipment

Camouflage Equipment

Prepare a Range Card for a Caliber .50 M2 Machine Gun

Prepare a Range Card for an M249 Machine Gun

Employ an M18A1 Claymore Mine

Select Temporary Fighting Positions

Construct Individual Fighting Positions

- 071-329-1006(SL1) Navigate From One Point on the Ground to Another Point While Dis-mounted
- 071-329-1030(SL1) Navigate From One Point on the Ground to Another Point While Mounted
- 071-331-0815(SL1) Practice Noise, Light, and Litter Discipline
- 071-710-0006(SL1) Plan Use of Night Vision Devices
- 081-831-1053(SL1) Practice Individual Preventive Medicine Countermeasures
- 113-600-2001(SL1) Communicate Via a Tactical Telephone
- 113-637-2001(SL1) Communicate Via a Tactical Radio

**Enlisted MOS: COM**

**Skill Level: 2**

**Individual Task(s)**

- 071-326-5704(SL2) Supervise Construction of a Fighting Position
- 071-326-5705(SL2) Establish an Observation Post
- 071-329-1019(SL2) Use a Map Overlay
- 081-831-9000(SL2) Implement Preventive Medicine Measures (PMM)
- 091-CLT-4029(SL2) Supervise Preventive Maintenance Checks and Services (PMCS)
- 850-001-2000(SL2) Employ Accident Prevention Measures and Risk Management Process

**Enlisted MOS: COM**

**Skill Level: 3**

**Individual Task(s)**

- 052-195-3066(SL3) Direct Construction of Nonexplosive Obstacles
- 071-326-5805(SL3) Conduct a Route Reconnaissance Mission
- 071-410-0012(SL3) Conduct Occupation of an Assembly Area
- 101-92Y-0002(SL3) Plan Tactical Re-Supply Operations
- 441-091-3000(SL3) Supervise the Implementation of Air Defense Measures
- 850-001-3001(SL3) Control Mission Safety Hazard

**Enlisted MOS: COM**

**Skill Level: 4**

**Individual Task(s)**

- 071-326-5775(SL4) Coordinate With an Adjacent Platoon
- 081-831-1047(SL4) Supervise the Implementation of Preventive Medicine Policies
- 101-92Y-0001(SL4) Supervise Supply Activities
- 101-CLT-0198(SL4) Supervise Tactical Feeding Operation
- 151-357-0001(SL4) Supervise CSS Functions During Platoon Operations
- 805C-PAD-4595(SL4) Supervise Cross-Leveling of Personnel
- 850-001-4001(SL4) Integrate Risk Management Into Platoon

**17-2-3808.34-0002**

**Operate the Company Command Post**

**Enlisted MOS: COM**

**Skill Level: 1**

**Individual Task(s)**

- 031-503-1018(SL1) React to Nuclear Hazard or Attack
- 031-503-1019(SL1) React to Chemical or Biological Hazard or Attack
- 071-329-1006(SL1) Navigate From One Point on the Ground to Another Point While Dis-mounted
- 071-329-1030(SL1) Navigate From One Point on the Ground to Another Point While Mounted
- 301-371-1000(SL1) Report Intelligence Information
- 301-371-1050(SL1) Implement Operations Security (OPSEC) Measures

**Enlisted MOS: COM**

**Skill Level: 2**

**Individual Task(s)**

- 031-503-3005(SL2) Submit NBC 1 Report
- 031-503-3008(SL2) Implement Mission-Oriented Protective Posture

031-503-4002(SL2)	Supervise Unit Preparation for NBC Attack
031-506-1053(SL2)	Report NBC Information Using NBC 4 Report
071-329-1019(SL2)	Use a Map Overlay
805C-PAD-2060(SL2)	Report Casualties
850-001-2000(SL2)	Employ Accident Prevention Measures and Risk Management Process

**Enlisted MOS: COM**

**Skill Level: 3**

**Individual Task(s)**

071-326-3013(SL3)	Conduct a Tactical Road March
071-326-5805(SL3)	Conduct a Route Reconnaissance Mission
071-332-5000(SL3)	Prepare an Operation Overlay
071-332-5021(SL3)	Prepare a Situation Map
441-091-3000(SL3)	Supervise the Implementation of Air Defense Measures
551-88M-0001(SL3)	Lead a Convoy Serial/March Unit
850-001-3001(SL3)	Control Mission Safety Hazard

**Enlisted MOS: COM**

**Skill Level: 4**

**Individual Task(s)**

551-721-4326(SL4)	Perform Duties as Convoy Commander
850-001-4001(SL4)	Integrate Risk Management Into Platoon

**17-3-0065.34-0001**

**Conduct Troop-Leading Procedures**

**Enlisted MOS: COM**

**Skill Level: 2**

**Individual Task(s)**

850-001-2000(SL2)	Employ Accident Prevention Measures and Risk Management Process
-------------------	-----------------------------------------------------------------

**Enlisted MOS: COM**

**Skill Level: 3**

**Individual Task(s)**

850-001-3001(SL3)	Control Mission Safety Hazard
-------------------	-------------------------------

**Enlisted MOS: COM**

**Skill Level: 4**

**Individual Task(s)**

850-001-4001(SL4)	Integrate Risk Management Into Platoon
-------------------	----------------------------------------

**17-3-1021.34-0001**

**Execute Actions on Contact**

**Enlisted MOS: COM**

**Skill Level: 1**

**Individual Task(s)**

071-008-0007(SL1)	Engage Targets With an M16A1 or M16A2 Rifle Using an AN/PAS-13 Series Thermal Sight
071-010-0006(SL1)	Engage Targets With an M249 Machine Gun
071-030-0004(SL1)	Engage Targets With an MK19 Machine Gun
071-100-0003(SL1)	Engage Targets With an M4 or M4A1 Carbine
071-311-2130(SL1)	Engage Targets With an M203 Grenade Launcher
071-315-2308(SL1)	Engage Targets With an M16A1 or M16A2 Rifle Using a Night Vision Sight AN/PVS-4
071-325-4407(SL1)	Employ Hand Grenades
071-326-0502(SL1)	Move Under Direct Fire
071-326-0511(SL1)	React to Flares
071-326-0513(SL1)	Select Temporary Fighting Positions
071-329-1006(SL1)	Navigate From One Point on the Ground to Another Point While Dis-mounted
071-329-1030(SL1)	Navigate From One Point on the Ground to Another Point While Mounted

071-410-0002(SL1) 071-710-0006(SL1)	React to Direct Fire While Mounted Plan Use of Night Vision Devices
<b>Enlisted MOS: COM</b>	<b>Skill Level: 2</b>
<b>Individual Task(s)</b>	
071-326-5502(SL2)	Issue a Fragmentary Order
071-430-0002(SL2)	Conduct a Defense by a Squad
850-001-2000(SL2)	Employ Accident Prevention Measures and Risk Management Process
<b>Enlisted MOS: COM</b>	<b>Skill Level: 3</b>
<b>Individual Task(s)</b>	
071-410-0019(SL3)	Control Organic Fires
071-430-0003(SL3)	Consolidate a Squad Following Enemy Contact While in the Defense
071-430-0004(SL3)	Reorganize a Squad Following Enemy Contact While in the Defense
071-720-0015(SL3)	Conduct an Area Reconnaissance by a Platoon
850-001-3001(SL3)	Control Mission Safety Hazard
<b>Enlisted MOS: COM</b>	<b>Skill Level: 4</b>
<b>Individual Task(s)</b>	
071-326-5775(SL4)	Coordinate With an Adjacent Platoon
071-430-0006(SL4)	Conduct a Defense by a Platoon
071-430-0007(SL4)	Consolidate a Platoon Following Enemy Contact While in the Defense
071-430-0008(SL4)	Reorganize a Platoon Following Enemy Contact While in the Defense
850-001-4001(SL4)	Integrate Risk Management Into Platoon
<b>19-3-3105.34-0001</b>	<b>Process Captured Documents and Equipment</b>
<b>Enlisted MOS: COM</b>	<b>Skill Level: 1</b>
<b>Individual Task(s)</b>	
301-371-1000(SL1)	Report Intelligence Information
<b>Enlisted MOS: COM</b>	<b>Skill Level: 2</b>
<b>Individual Task(s)</b>	
301-371-1200(SL2)	Process Captured Materiel
850-001-2000(SL2)	Employ Accident Prevention Measures and Risk Management Process
<b>Enlisted MOS: COM</b>	<b>Skill Level: 3</b>
<b>Individual Task(s)</b>	
850-001-3001(SL3)	Control Mission Safety Hazard
<b>Enlisted MOS: COM</b>	<b>Skill Level: 4</b>
<b>Individual Task(s)</b>	
850-001-4001(SL4)	Integrate Risk Management Into Platoon
<b>19-3-3106.34-0001</b>	<b>Handle Enemy Prisoners of War</b>
<b>Enlisted MOS: COM</b>	<b>Skill Level: 1</b>
<b>Individual Task(s)</b>	
181-105-1001(SL1)	Comply With the Law of War and the Geneva and Hague Conventions
<b>Enlisted MOS: COM</b>	<b>Skill Level: 2</b>
<b>Individual Task(s)</b>	
181-105-2001(SL2)	Enforce the Law of War and the Geneva and Hague Conventions
181-105-2002(SL2)	Conduct Combat Operations According to the Law of War
191-376-4102(SL2)	Escort EPW/CI to Rear Areas

191-379-4405(SL2)	Plan Movement of EPW/CI
850-001-2000(SL2)	Employ Accident Prevention Measures and Risk Management Process
<b>Enlisted MOS: COM</b>	<b>Skill Level: 3</b>
<b>Individual Task(s)</b>	
191-378-6079(SL3)	Supervise the Escort of EPW/CI to Collecting Point/Holding Area Enclosure
850-001-3001(SL3)	Control Mission Safety Hazard
<b>Enlisted MOS: COM</b>	<b>Skill Level: 4</b>
<b>Individual Task(s)</b>	
850-001-4001(SL4)	Integrate Risk Management Into Platoon
<b>34-2-9001</b>	<b>Execute Direct Support Military Intelligence Company Operations (Heavy) (Digitized)</b>
<b>Enlisted MOS: 98G</b>	<b>Skill Level: 3</b>
<b>Individual Task(s)</b>	
301-98G-3250	Recommend Adjustments to Tasking
<b>Enlisted MOS: COM</b>	<b>Skill Level: 1</b>
<b>Individual Task(s)</b>	
113-637-2001(SL1)	Communicate Via a Tactical Radio
301-371-1000(SL1)	Report Intelligence Information
301-371-1052(SL1)	Protect Classified Information and Material
<b>Enlisted MOS: COM</b>	<b>Skill Level: 2</b>
<b>Individual Task(s)</b>	
071-326-5502(SL2)	Issue a Fragmentary Order
071-326-5503(SL2)	Issue a Warning Order
071-326-5505(SL2)	Issue an Oral Operation Order
071-326-5705(SL2)	Establish an Observation Post
071-329-1019(SL2)	Use a Map Overlay
181-105-2002(SL2)	Conduct Combat Operations According to the Law of War
301-371-1200(SL2)	Process Captured Materiel
805C-PAD-2461(SL2)	Maintain Accountability of Personnel (Status Report)
850-001-2000(SL2)	Employ Accident Prevention Measures and Risk Management Process
<b>Enlisted MOS: COM</b>	<b>Skill Level: 3</b>
<b>Individual Task(s)</b>	
071-332-5000(SL3)	Prepare an Operation Overlay
071-332-5021(SL3)	Prepare a Situation Map
071-410-0012(SL3)	Conduct Occupation of an Assembly Area
101-92Y-0002(SL3)	Plan Tactical Re-Supply Operations
301-371-1150(SL3)	Identify Intelligence and Electronic Warfare (IEW) Assets
441-091-3000(SL3)	Supervise the Implementation of Air Defense Measures
850-001-3001(SL3)	Control Mission Safety Hazard
<b>Enlisted MOS: COM</b>	<b>Skill Level: 4</b>
<b>Individual Task(s)</b>	
081-831-1047(SL4)	Supervise the Implementation of Preventive Medicine Policies
091-CLT-3009(SL4)	Supervise Maintenance Operations
101-92Y-0001(SL4)	Supervise Supply Activities
101-CLT-0198(SL4)	Supervise Tactical Feeding Operation
151-357-0002(SL4)	Coordinate Combat Service Support (CSS) Operations



159-200-2020(SL4) Integrate Threat Capabilities Into Mission Planning.  
 805C-PAD-4595(SL4) Supervise Cross-Leveling of Personnel  
 850-001-4001(SL4) Integrate Risk Management Into Platoon

**34-3-0001**

**Monitor Platoon Operational Status**

**Enlisted MOS: 98G**

**Skill Level: 3**

**Individual Task(s)**

301-98G-3250 Recommend Adjustments to Tasking

**Enlisted MOS: COM**

**Skill Level: 1**

**Individual Task(s)**

113-637-2001(SL1) Communicate Via a Tactical Radio  
 301-371-1000(SL1) Report Intelligence Information  
 301-371-1052(SL1) Protect Classified Information and Material

**Enlisted MOS: COM**

**Skill Level: 2**

**Individual Task(s)**

181-105-2002(SL2) Conduct Combat Operations According to the Law of War  
 805C-PAD-2461(SL2) Maintain Accountability of Personnel (Status Report)  
 850-001-2000(SL2) Employ Accident Prevention Measures and Risk Management Process

**Enlisted MOS: COM**

**Skill Level: 3**

**Individual Task(s)**

071-332-5000(SL3) Prepare an Operation Overlay  
 071-332-5021(SL3) Prepare a Situation Map  
 101-92Y-0002(SL3) Plan Tactical Re-Supply Operations  
 441-091-3000(SL3) Supervise the Implementation of Air Defense Measures  
 850-001-3001(SL3) Control Mission Safety Hazard

**Enlisted MOS: COM**

**Skill Level: 4**

**Individual Task(s)**

101-92Y-0001(SL4) Supervise Supply Activities  
 101-CLT-0198(SL4) Supervise Tactical Feeding Operation  
 151-357-0001(SL4) Supervise CSS Functions During Platoon Operations  
 805C-PAD-4595(SL4) Supervise Cross-Leveling of Personnel  
 850-001-4001(SL4) Integrate Risk Management Into Platoon

**34-3-9002**

**Execute Operation's Platoon Operations**

**Enlisted MOS: 98G**

**Skill Level: 1**

**Individual Task(s)**

301-98G-1150 Employ Electronic Warfare (EW) Equipment

**Enlisted MOS: COM**

**Skill Level: 1**

**Individual Task(s)**

113-637-2001(SL1) Communicate Via a Tactical Radio  
 301-371-1000(SL1) Report Intelligence Information  
 301-371-1052(SL1) Protect Classified Information and Material

**Enlisted MOS: COM**

**Skill Level: 2**

**Individual Task(s)**

181-105-2002(SL2) Conduct Combat Operations According to the Law of War  
 805C-PAD-2461(SL2) Maintain Accountability of Personnel (Status Report)  
 850-001-2000(SL2) Employ Accident Prevention Measures and Risk Management Process

**Enlisted MOS: COM**

**Skill Level: 3**

**Individual Task(s)**

- 071-332-5000(SL3) Prepare an Operation Overlay
- 071-332-5021(SL3) Prepare a Situation Map
- 101-92Y-0002(SL3) Plan Tactical Re-Supply Operations
- 441-091-3000(SL3) Supervise the Implementation of Air Defense Measures
- 850-001-3001(SL3) Control Mission Safety Hazard

**Enlisted MOS: COM**

**Skill Level: 4**

**Individual Task(s)**

- 101-92Y-0001(SL4) Supervise Supply Activities
- 101-CLT-0198(SL4) Supervise Tactical Feeding Operation
- 151-357-0001(SL4) Supervise CSS Functions During Platoon Operations
- 805C-PAD-4595(SL4) Supervise Cross-Leveling of Personnel
- 850-001-4001(SL4) Integrate Risk Management Into Platoon

**34-3-9021**

**Execute Ground Surveillance Radar Platoon Operations**

**Enlisted MOS: COM**

**Skill Level: 1**

**Individual Task(s)**

- 113-637-2001(SL1) Communicate Via a Tactical Radio
- 301-371-1000(SL1) Report Intelligence Information
- 301-371-1052(SL1) Protect Classified Information and Material

**Enlisted MOS: COM**

**Skill Level: 2**

**Individual Task(s)**

- 181-105-2002(SL2) Conduct Combat Operations According to the Law of War
- 805C-PAD-2461(SL2) Maintain Accountability of Personnel (Status Report)
- 850-001-2000(SL2) Employ Accident Prevention Measures and Risk Management Process

**Enlisted MOS: COM**

**Skill Level: 3**

**Individual Task(s)**

- 071-332-5000(SL3) Prepare an Operation Overlay
- 071-332-5021(SL3) Prepare a Situation Map
- 101-92Y-0002(SL3) Plan Tactical Re-Supply Operations
- 441-091-3000(SL3) Supervise the Implementation of Air Defense Measures
- 850-001-3001(SL3) Control Mission Safety Hazard

**Enlisted MOS: COM**

**Skill Level: 4**

**Individual Task(s)**

- 101-92Y-0001(SL4) Supervise Supply Activities
- 101-CLT-0198(SL4) Supervise Tactical Feeding Operation
- 151-357-0001(SL4) Supervise CSS Functions During Platoon Operations
- 805C-PAD-4595(SL4) Supervise Cross-Leveling of Personnel
- 850-001-4001(SL4) Integrate Risk Management Into Platoon

**34-3-9031**

**Execute TUAV Platoon Operations**

**Enlisted MOS: COM**

**Skill Level: 1**

**Individual Task(s)**

- 113-637-2001(SL1) Communicate Via a Tactical Radio
- 301-371-1000(SL1) Report Intelligence Information
- 301-371-1052(SL1) Protect Classified Information and Material

<b>Enlisted MOS: COM</b>	<b>Skill Level: 2</b>
<b>Individual Task(s)</b>	
181-105-2002(SL2)	Conduct Combat Operations According to the Law of War
805C-PAD-2461(SL2)	Maintain Accountability of Personnel (Status Report)
850-001-2000(SL2)	Employ Accident Prevention Measures and Risk Management Process
<b>Enlisted MOS: COM</b>	<b>Skill Level: 3</b>
<b>Individual Task(s)</b>	
071-332-5000(SL3)	Prepare an Operation Overlay
071-332-5021(SL3)	Prepare a Situation Map
101-92Y-0002(SL3)	Plan Tactical Re-Supply Operations
441-091-3000(SL3)	Supervise the Implementation of Air Defense Measures
850-001-3001(SL3)	Control Mission Safety Hazard
<b>Enlisted MOS: COM</b>	<b>Skill Level: 4</b>
<b>Individual Task(s)</b>	
101-92Y-0001(SL4)	Supervise Supply Activities
101-CLT-0198(SL4)	Supervise Tactical Feeding Operation
151-357-0001(SL4)	Supervise CSS Functions During Platoon Operations
805C-PAD-4595(SL4)	Supervise Cross-Leveling of Personnel
850-001-4001(SL4)	Integrate Risk Management Into Platoon
<b>34-4-0008</b>	<b>Emplace Antenna Group OE-239</b>
<b>Enlisted MOS: 96R</b>	<b>Skill Level: 1</b>
<b>Individual Task(s)</b>	
301-96R-1109	Assemble Antenna Group OE-239
<b>Enlisted MOS: 98G</b>	<b>Skill Level: 2</b>
<b>Individual Task(s)</b>	
301-98G-2300	Determine the Layout of a Tactical Site (AD, QB)
<b>Enlisted MOS: COM</b>	<b>Skill Level: 2</b>
<b>Individual Task(s)</b>	
850-001-2000(SL2)	Employ Accident Prevention Measures and Risk Management Process
<b>Enlisted MOS: COM</b>	<b>Skill Level: 3</b>
<b>Individual Task(s)</b>	
850-001-3001(SL3)	Control Mission Safety Hazard
<b>34-4-0022</b>	<b>Employ Improved Remotely Monitored Battlefield Sensor System (IREMBASS)</b>
<b>Enlisted MOS: 96R</b>	<b>Skill Level: 1</b>
<b>Individual Task(s)</b>	
301-96R-1107	Operate Monitor/Programmer PSQ-7
301-96R-1108	Operate Lap Top Computer AN/PYY-1 With Advanced Monitoring Display System (AMDS)
301-96R-1109	Assemble Antenna Group OE-239
301-96R-1111	Emplace Repeater RT-1175 Series
301-96R-1113	Prepare Sensor Operator Data Record (SODR)
301-96R-1114	Determine Sensor Data

**Enlisted MOS: 96R****Skill Level: 2****Individual Task(s)**

301-341-2342

301-341-2350

301-96R-2102

Prepare a Terrain Profile for a Ground Surveillance Mission  
 Coordinate Tactical Employment and Logistical Support of a Surveillance Team  
 Supervise the Employment of Ground Surveillance Systems (GSS)

**Enlisted MOS: 96R****Skill Level: 3****Individual Task(s)**

301-341-3341

301-96R-3200

Plan a Ground Surveillance Mission  
 Recommend Tactical Employment of Ground Surveillance Systems

**Enlisted MOS: 96R****Skill Level: 4****Individual Task(s)**

301-96R-4302

Plan the Employment of Intelligence and Surveillance (I&S) Platoon Assets

**Enlisted MOS: COM****Skill Level: 1****Individual Task(s)**

052-191-1361(SL1)

052-191-1362(SL1)

071-326-0502(SL1)

071-326-0503(SL1)

071-326-0510(SL1)

071-326-0511(SL1)

071-326-0513(SL1)

071-326-3002(SL1)

071-329-1006(SL1)

071-329-1030(SL1)

071-331-0815(SL1)

071-410-0002(SL1)

071-710-0006(SL1)

113-637-2001(SL1)

301-371-1000(SL1)

301-371-1052(SL1)

Camouflage Yourself and Your Individual Equipment  
 Camouflage Equipment  
 Move Under Direct Fire  
 Move Over, Through, or Around Obstacles (Except Minefields)  
 React to Indirect Fire While Dismounted  
 React to Flares  
 Select Temporary Fighting Positions  
 React to Indirect Fire While Mounted  
 Navigate From One Point on the Ground to Another Point While Dismounted  
 Navigate From One Point on the Ground to Another Point While Mounted  
 Practice Noise, Light, and Litter Discipline  
 React to Direct Fire While Mounted  
 Plan Use of Night Vision Devices  
 Communicate Via a Tactical Radio  
 Report Intelligence Information  
 Protect Classified Information and Material

**Enlisted MOS: COM****Skill Level: 2****Individual Task(s)**

031-503-3008(SL2)

061-283-6003(SL2)

071-326-5502(SL2)

071-326-5505(SL2)

071-326-5705(SL2)

071-329-1004

071-329-1009

071-329-1011

071-329-1014

071-329-1015

071-329-1019(SL2)

071-430-0002(SL2)

091-CLT-4029(SL2)

101-92Y-0006(SL2)

Implement Mission-Oriented Protective Posture  
 Adjust Indirect Fire  
 Issue a Fragmentary Order  
 Issue an Oral Operation Order  
 Establish an Observation Post  
 Determine the Elevation of a Point on the Ground Using a Map  
 Convert Azimuths  
 Orient a Map Using a Compass  
 Locate an Unknown Point on a Map and on the Ground by Intersection  
 Locate an Unknown Point on a Map and on the Ground by Resection  
 Use a Map Overlay  
 Conduct a Defense by a Squad  
 Supervise Preventive Maintenance Checks and Services (PMCS)  
 Inspect Equipment for Accountability, Cleanliness, and Serviceability

181-105-2002(SL2)	Conduct Combat Operations According to the Law of War
441-091-2000(SL2)	Defend Against Air Attack (Active)
850-001-2000(SL2)	Employ Accident Prevention Measures and Risk Management Process
<b>Enlisted MOS: COM</b>	<b>Skill Level: 3</b>
<b>Individual Task(s)</b>	
071-332-5021(SL3)	Prepare a Situation Map
071-430-0003(SL3)	Consolidate a Squad Following Enemy Contact While in the Defense
071-430-0004(SL3)	Reorganize a Squad Following Enemy Contact While in the Defense
<b>34-4-0023</b>	<b>Prepare the Repeater for Operation (Improved Remotely Monitored Battlefield Sensor System (IREMBASS))</b>
<b>Enlisted MOS: 96R</b>	<b>Skill Level: 1</b>
<b>Individual Task(s)</b>	
301-96R-1107	Operate Monitor/Programmer PSQ-7
301-96R-1111	Emplace Repeater RT-1175 Series
<b>Enlisted MOS: COM</b>	<b>Skill Level: 2</b>
<b>Individual Task(s)</b>	
091-CLT-4029(SL2)	Supervise Preventive Maintenance Checks and Services (PMCS)
101-92Y-0006(SL2)	Inspect Equipment for Accountability, Cleanliness, and serviceability
850-001-2000(SL2)	Employ Accident Prevention Measures and Risk Management Process
<b>Enlisted MOS: COM</b>	<b>Skill Level: 3</b>
<b>Individual Task(s)</b>	
850-001-3001(SL3)	Control Mission Safety Hazard
<b>34-4-0024</b>	<b>Emplace the Repeater for Operation (Improved Remotely Monitored Battlefield Sensor System (IREMBASS))</b>
<b>Enlisted MOS: 96R</b>	<b>Skill Level: 1</b>
<b>Individual Task(s)</b>	
301-96R-1107	Operate Monitor/Programmer PSQ-7
301-96R-1111	Emplace Repeater RT-1175 Series
<b>Enlisted MOS: 96R</b>	<b>Skill Level: 2</b>
<b>Individual Task(s)</b>	
301-96R-2102	Supervise the Employment of Ground Surveillance Systems (GSS)
<b>Enlisted MOS: COM</b>	<b>Skill Level: 1</b>
<b>Individual Task(s)</b>	
052-191-1362(SL1)	Camouflage Equipment
<b>Enlisted MOS: COM</b>	<b>Skill Level: 2</b>
<b>Individual Task(s)</b>	
071-329-1004	Determine the Elevation of a Point on the Ground Using a Map
071-329-1019(SL2)	Use a Map Overlay
091-CLT-4029(SL2)	Supervise Preventive Maintenance Checks and Services (PMCS)
101-92Y-0006(SL2)	Inspect Equipment for Accountability, Cleanliness, and Serviceability
850-001-2000(SL2)	Employ Accident Prevention Measures and Risk Management Process
<b>Enlisted MOS: COM</b>	<b>Skill Level: 3</b>
<b>Individual Task(s)</b>	
850-001-3001(SL3)	Control Mission Safety Hazard

**34-4-0025****Recover the Repeater (Improved Remotely Monitored Battlefield Sensor System (IREMBASS))****Enlisted MOS: 96R****Skill Level: 1****Individual Task(s)**

071-329-1006(SL1)

Navigate From One Point on the Ground to Another Point While Dis-mounted

071-329-1030(SL1)

Navigate From One Point on the Ground to Another Point While Mounted

071-331-0815(SL1)

Practice Noise, Light, and Litter Discipline

**Enlisted MOS: COM****Skill Level: 2****Individual Task(s)**

071-329-1019(SL2)

Use a Map Overlay

091-CLT-4029(SL2)

Supervise Preventive Maintenance Checks and Services (PMCS)

101-92Y-0006(SL2)

Inspect Equipment for Accountability, Cleanliness, and Serviceability

850-001-2000(SL2)

Employ Accident Prevention Measures and Risk Management Process

**Enlisted MOS: COM****Skill Level: 3****Individual Task(s)**

850-001-3001(SL3)

Control Mission Safety Hazard

**34-4-0026****Recover the Sensors (Improved Remotely Monitored Battlefield Sensor System (IREMBASS))****Enlisted MOS: 96R****Skill Level: 1****Individual Task(s)**

071-329-1006(SL1)

Navigate From One Point on the Ground to Another Point While Dis-mounted

071-329-1030(SL1)

Navigate From One Point on the Ground to Another Point While Mounted

071-331-0815(SL1)

Practice Noise, Light, and Litter Discipline

**Enlisted MOS: COM****Skill Level: 2****Individual Task(s)**

071-329-1019(SL2)

Use a Map Overlay

091-CLT-4029(SL2)

Supervise Preventive Maintenance Checks and Services (PMCS)

101-92Y-0006(SL2)

Inspect Equipment for Accountability, Cleanliness, and Serviceability

850-001-2000(SL2)

Employ Accident Prevention Measures and Risk Management Process

**Enlisted MOS: COM****Skill Level: 3****Individual Task(s)**

850-001-3001(SL3)

Control Mission Safety Hazard

**34-4-0600****Prepare the All Source Analysis System (ASAS) for Redeployment****Enlisted MOS: 96B****Skill Level: 1****Individual Task(s)**

301-A96-1000

Deploy the All Source Workstation

301-A96-1052

Terminate the All Source Enclave

301-R96-1003

Terminate User Operations

<p><b>Enlisted MOS: 96B</b>  <b>Individual Task(s)</b>  301-A96-2000</p>	<p><b>Skill Level: 2</b>  Supervise the Deployment of the All Source Enclave</p>
<p><b>Enlisted MOS: 96B</b>  <b>Individual Task(s)</b>  301-96B-5302</p>	<p><b>Skill Level: 5</b>  Integrate the All Source Analysis System (ASAS) Family of Systems Into ACE Operations</p>
<p><b>Enlisted MOS: COM</b>  <b>Individual Task(s)</b>  071-329-1030(SL1)    301-371-1052(SL1)</p>	<p><b>Skill Level: 1</b>  Navigate From One Point on the Ground to Another Point While Mounted  Protect Classified Information and Material</p>
<p><b>Enlisted MOS: COM</b>  <b>Individual Task(s)</b>  071-326-5502(SL2)  071-326-5503(SL2)  071-329-1019(SL2)  091-CLT-4029(SL2)  101-92Y-0006(SL2)  850-001-2000(SL2)</p>	<p><b>Skill Level: 2</b>  Issue a Fragmentary Order  Issue a Warning Order  Use a Map Overlay  Supervise Preventive Maintenance Checks and Services (PMCS)  Inspect Equipment for Accountability, Cleanliness, and Serviceability  Employ Accident Prevention Measures and Risk Management Process</p>
<p><b>Enlisted MOS: COM</b>  <b>Individual Task(s)</b>  071-326-3013(SL3)  850-001-3001(SL3)</p>	<p><b>Skill Level: 3</b>  Conduct a Tactical Road March  Control Mission Safety Hazard</p>
<p><b>34-4-0601</b></p>	<p><b>Establish an Operational All Source Analysis System (ASAS) After a Move</b></p>
<p><b>Enlisted MOS: 96B</b>  <b>Individual Task(s)</b>  301-A96-1001  301-A96-1051  301-AMA-6010  301-R96-1001  301-R96-1002</p>	<p><b>Skill Level: 1</b>  Prepare the All Source Workstation for Operation  Initialize System Software  Plan the All Source Analysis System (ASAS) Configuration  Prepare the RWS Enclave for Operations  Initialize the Remote Workstation</p>
<p><b>Enlisted MOS: 96B</b>  <b>Individual Task(s)</b>  301-A96-2001</p>	<p><b>Skill Level: 2</b>  Supervise the Preparation of the All Source Enclave for Operation</p>
<p><b>Enlisted MOS: 96B</b>  <b>Individual Task(s)</b>  301-A96-3000  301-AMA-6011  301-AMA-6020    301-AMA-6021</p>	<p><b>Skill Level: 3</b>  Supervise Powering of the All Source System  Supervise the Integration of Automation Into Mission Operations  Troubleshoot the All Source Analysis System (ASAS) Communication Architecture  Troubleshoot the All Source Analysis System (ASAS) Processing Architecture</p>

**Enlisted MOS: 96B**

**Skill Level: 5**

**Individual Task(s)**

301-96B-5302

Integrate the All Source Analysis System (ASAS) Family of Systems Into ACE Operations

**Enlisted MOS: COM**

**Skill Level: 1**

**Individual Task(s)**

071-329-1030(SL1)

Navigate From One Point on the Ground to Another Point While Mounted

113-637-2001(SL1)

Communicate Via a Tactical Radio

301-371-1000(SL1)

Report Intelligence Information

**Enlisted MOS: COM**

**Skill Level: 2**

**Individual Task(s)**

071-326-5502(SL2)

Issue a Fragmentary Order

071-326-5503(SL2)

Issue a Warning Order

071-329-1019(SL2)

Use a Map Overlay

091-CLT-4029(SL2)

Supervise Preventive Maintenance Checks and Services (PMCS)

101-92Y-0006(SL2)

Inspect Equipment for Accountability, Cleanliness, and Serviceability

850-001-2000(SL2)

Employ Accident Prevention Measures and Risk Management Process

**Enlisted MOS: COM**

**Skill Level: 3**

**Individual Task(s)**

850-001-3001(SL3)

Control Mission Safety Hazard

**34-4-0602**

**Conduct All Source Analysis System (ASAS) Operations**

**Enlisted MOS: 96B**

**Skill Level: 1**

**Individual Task(s)**

301-A96-1101

Create Situation Alarm Criteria

301-A96-1102

Process Inbound Messages

301-A96-1151

Create an Operational Target Alarm Criteria Set

301-A96-1152

Identify Potential Targets

301-A96-1201

Maintain Dynamic Databases

301-A96-1251

Perform Interactive Message Parsing

301-A96-1252

Perform Text Message Processing

301-A96-1253

Perform Interactive High Interest Criteria Operations

301-A96-1254

Perform Interactive Friendly Situation Processing

301-A96-1255

Perform Interactive Entity Identification

301-A96-1256

Perform Interactive Database Correlation

301-A96-1401

Run a Query

301-A96-1402

Perform Analyst Log-Off Procedures

301-A96-1403

Perform Interactive Message Generation

301-A96-1404

Perform Overlay Operations

301-R96-1004

Transfer Files Using XFTP

301-R96-1005

Maintain Records Within a Table

301-R96-1006

Set Map Preferences and Plotting Attributes

301-R96-1007

Perform Overlay Operations

301-R96-1008

Create a Message

301-R96-1009

Manage Message Traffic Using the Queue

301-R96-1010

Set Up System Notifier

301-R96-1011

Set Up Event Manager



<b>Enlisted MOS: 96B</b>	<b>Skill Level: 2</b>
<b>Individual Task(s)</b>	
301-A96-2101	Regulate Message Flow
301-A96-2102	Distribute Inbound Messages
301-A96-2103	Maintain Outbound Routing Tables
301-A96-2152	Perform Communications Message File Operations
301-R96-2000	Create Graphic INTSUM
<b>Enlisted MOS: 96B</b>	<b>Skill Level: 3</b>
<b>Individual Task(s)</b>	
301-A96-3151	Perform External Reporting Criteria Operations
301-A96-3152	Perform External Reporting Criteria Operations
301-A96-3202	Maintain High Interest Criteria
301-A96-3203	Maintain Node Criteria
301-A96-3204	Maintain Identification Criteria
301-AMA-6011	Supervise the Integration of Automation Into Mission Operations
301-AMA-6012	Orchestrate the Intelligence Analytical Effort
301-AMA-6013	Monitor All Source Analysis System (ASAS) Operating Status
301-R96-3001	Maintain External Database Coordination (EDC) Synchronization
<b>Enlisted MOS: 96B</b>	<b>Skill Level: 5</b>
<b>Individual Task(s)</b>	
301-96B-5302	Integrate the All Source Analysis System (ASAS) Family of Systems Into ACE Operations
<b>Enlisted MOS: COM</b>	<b>Skill Level: 1</b>
<b>Individual Task(s)</b>	
113-600-2001(SL1)	Communicate Via a Tactical Telephone
113-637-2001(SL1)	Communicate Via a Tactical Radio
301-371-1000(SL1)	Report Intelligence Information
<b>Enlisted MOS: COM</b>	<b>Skill Level: 2</b>
<b>Individual Task(s)</b>	
850-001-2000(SL2)	Employ Accident Prevention Measures and Risk Management Process
<b>Enlisted MOS: COM</b>	<b>Skill Level: 3</b>
<b>Individual Task(s)</b>	
850-001-3001(SL3)	Control Mission Safety Hazard
<b>34-4-0603</b>	<b>Prepare the All Source Analysis System Remote Workstation (ASAS-RWS) for Redeployment</b>
<b>Enlisted MOS: 96B</b>	<b>Skill Level: 1</b>
<b>Individual Task(s)</b>	
301-A96-1000	Deploy the All Source Workstation
301-A96-1052	Terminate the All Source Enclave
301-R96-1003	Terminate User Operations
<b>Enlisted MOS: 96B</b>	<b>Skill Level: 2</b>
<b>Individual Task(s)</b>	
301-A96-2000	Supervise the Deployment of the All Source Enclave
<b>Enlisted MOS: 96B</b>	<b>Skill Level: 5</b>
<b>Individual Task(s)</b>	
301-96B-5302	Integrate the All Source Analysis System (ASAS) Family of Systems Into ACE Operations

**Enlisted MOS: COM**

**Skill Level: 1**

**Individual Task(s)**

071-329-1030(SL1)

Navigate From One Point on the Ground to Another Point While Mounted

301-371-1052(SL1)

Protect Classified Information and Material

**Enlisted MOS: COM**

**Skill Level: 2**

**Individual Task(s)**

071-326-5502(SL2)

Issue a Fragmentary Order

071-326-5503(SL2)

Issue a Warning Order

071-329-1019(SL2)

Use a Map Overlay

091-CLT-4029(SL2)

Supervise Preventive Maintenance Checks and Services (PMCS)

101-92Y-0006(SL2)

Inspect Equipment for Accountability, Cleanliness, and Serviceability

850-001-2000(SL2)

Employ Accident Prevention Measures and Risk Management Process

**Enlisted MOS: COM**

**Skill Level: 3**

**Individual Task(s)**

071-326-3013(SL3)

Conduct a Tactical Road March

850-001-3001(SL3)

Control Mission Safety Hazard

**34-4-0604**

**Establish an Operational All Source Analysis System Remote Workstation (ASAS-RWS) After a Move**

**Enlisted MOS: 96B**

**Skill Level: 1**

**Individual Task(s)**

301-A96-1001

Prepare the All Source Workstation for Operation

301-A96-1051

Initialize System Software

301-R96-1001

Prepare the RWS Enclave for Operations

301-R96-1002

Initialize the Remote Workstation

**Enlisted MOS: 96B**

**Skill Level: 2**

**Individual Task(s)**

301-A96-2001

Supervise the Preparation of the All Source Enclave for Operation

**Enlisted MOS: 96B**

**Skill Level: 3**

**Individual Task(s)**

301-A96-3000

Supervise Powering of the All Source System

**Enlisted MOS: 96B**

**Skill Level: 5**

**Individual Task(s)**

301-96B-5302

Integrate the All Source Analysis System (ASAS) Family of Systems Into ACE Operations

**Enlisted MOS: COM**

**Skill Level: 1**

**Individual Task(s)**

071-329-1030(SL1)

Navigate From One Point on the Ground to Another Point While Mounted

301-371-1052(SL1)

Protect Classified Information and Material

**Enlisted MOS: COM**

**Skill Level: 2**

**Individual Task(s)**

071-326-5502(SL2)

Issue a Fragmentary Order

071-326-5503(SL2)

Issue a Warning Order

071-329-1019(SL2)

Use a Map Overlay

091-CLT-4029(SL2)

Supervise Preventive Maintenance Checks and Services (PMCS)

101-92Y-0006(SL2) Inspect Equipment for Accountability, Cleanliness, and Serviceability  
 850-001-2000(SL2) Employ Accident Prevention Measures and Risk Management Process

**Enlisted MOS: COM**

**Skill Level: 3**

**Individual Task(s)**

071-326-3013(SL3) Conduct a Tactical Road March  
 850-001-3001(SL3) Control Mission Safety Hazard

**34-4-0605**

**Conduct All Source Analysis System (ASAS) Operations**

**Enlisted MOS: 96B**

**Skill Level: 1**

**Individual Task(s)**

301-A96-1101 Create Situation Alarm Criteria  
 301-A96-1102 Process Inbound Messages  
 301-A96-1151 Create an Operational Target Alarm Criteria Set  
 301-A96-1152 Identify Potential Targets  
 301-A96-1251 Perform Interactive Message Parsing  
 301-A96-1252 Perform Text Message Processing  
 301-A96-1253 Perform Interactive High Interest Criteria Operations  
 301-A96-1254 Perform Interactive Friendly Situation Processing  
 301-A96-1255 Perform Interactive Entity Identification  
 301-A96-1256 Perform Interactive Database Correlation  
 301-A96-1401 Run a Query  
 301-A96-1402 Perform Analyst Log-Off Procedures  
 301-A96-1403 Perform Interactive Message Generation  
 301-A96-1404 Perform Overlay Operations  
 301-R96-1004 Transfer Files Using XFTP  
 301-R96-1005 Maintain Records Within a Table  
 301-R96-1006 Set Map Preferences and Plotting Attributes  
 301-R96-1007 Perform Overlay Operations  
 301-R96-1008 Create a Message  
 301-R96-1009 Manage Message Traffic Using the Queue  
 301-R96-1010 Set Up System Notifier  
 301-R96-1011 Set Up Event Manager

**Enlisted MOS: 96B**

**Skill Level: 2**

**Individual Task(s)**

301-A96-2101 Regulate Message Flow  
 301-A96-2102 Distribute Inbound Messages  
 301-A96-2103 Maintain Outbound Routing Tables  
 301-A96-2152 Perform Communications Message File Operations  
 301-R96-2000 Create Graphic INTSUM

**Enlisted MOS: 96B**

**Skill Level: 3**

**Individual Task(s)**

301-A96-3151 Perform External Reporting Criteria Operations  
 301-A96-3152 Perform External Reporting Criteria Operations  
 301-A96-3202 Maintain High Interest Criteria  
 301-A96-3203 Maintain Node Criteria  
 301-A96-3204 Maintain Identification Criteria  
 301-R96-3001 Maintain External Database Coordination (EDC) Synchronization

**Enlisted MOS: 96B** **Skill Level: 5**  
**Individual Task(s)**  
 301-96B-5302 Integrate the All Source Analysis System (ASAS) Family of Systems Into ACE Operations

**Enlisted MOS: COM** **Skill Level: 1**  
**Individual Task(s)**  
 113-600-2001(SL1) Communicate Via a Tactical Telephone  
 113-637-2001(SL1) Communicate Via a Tactical Radio

**Enlisted MOS: COM** **Skill Level: 2**  
**Individual Task(s)**  
 850-001-2000(SL2) Employ Accident Prevention Measures and Risk Management Process

**Enlisted MOS: COM** **Skill Level: 3**  
**Individual Task(s)**  
 850-001-3001(SL3) Control Mission Safety Hazard

**34-4-1010** **Emplace the Tactical Unmanned Aerial Vehicle (TUAV) Launch and Recovery Site (Shadow)**

**Enlisted MOS: 96U** **Skill Level: 1**  
**Individual Task(s)**  
 301-96U-1012S Emplace an Unmanned Aerial Vehicle (UAV) Air Vehicle Transport (AVT) (Shadow)  
 301-96U-1015 Emplace an Unmanned Aerial Vehicle (UAV) Ground Control Station (GCS)  
 301-96U-1016S Emplace an Unmanned Aerial Vehicle (UAV) Portable Ground Control Station (PGCS) (Shadow)  
 301-96U-1018 Emplace an Unmanned Aerial Vehicle (UAV) Ground Data Terminal (GDT)  
 301-96U-1019S Emplace an Unmanned Aerial Vehicle (UAV) Portable Ground Data Terminal (PGDT) (Shadow)  
 301-96U-1027S Emplace an Unmanned Aerial Vehicle (UAV) Launcher (LAU) (Shadow)  
 301-96U-1028S Emplace an Unmanned Aerial Vehicle (UAV) Tactical Automated Landing Systems (TALS) (Shadow)  
 301-96U-1029S Emplace Unmanned Aerial Vehicle (UAV) Arresting Gear (AG) (Shadow)  
 301-96U-1032 Emplace an Unmanned Aerial Vehicle (UAV) Remote Video Terminal (RVT)  
 301-96U-1033 Assemble an Unmanned Aerial Vehicle (UAV)

**Enlisted MOS: 96U** **Skill Level: 2**  
**Individual Task(s)**  
 301-96U-2011 Supervise Unmanned Aerial Vehicle (UAV) Launch and Recovery (L/R) Site Emplacement

**Enlisted MOS: 96U** **Skill Level: 3**  
**Individual Task(s)**  
 301-96U-3010 Assist With Unmanned Aerial Vehicle (UAV) Site Survey  
 301-96U-3011 Direct Unmanned Aerial Vehicle (UAV) Launch and Recovery (L/R) Site Emplacement

<b>Enlisted MOS: 96U</b>	<b>Skill Level: 4</b>
<b>Individual Task(s)</b>	
301-96U-4010	Conduct Unmanned Aerial Vehicle (UAV) Site Survey
301-96U-4011	Select an Unmanned Aerial Vehicle (UAV) Launch and Recovery (L/R) Site Location
301-96U-4012	Produce an Unmanned Aerial Vehicle (UAV) Launch and Recovery (L/R) Site Layout
<b>34-4-1011</b>	<b>Emplace the Tactical Unmanned Aerial Vehicle (TUAV) Forward Control Site (Shadow)</b>
<b>Enlisted MOS: 96U</b>	<b>Skill Level: 1</b>
<b>Individual Task(s)</b>	
301-96U-1015	Emplace an Unmanned Aerial Vehicle (UAV) Ground Control Station (GCs)
301-96U-1016S	Emplace an Unmanned Aerial Vehicle (UAV) Portable Ground Control Station (PGCS) (Shadow)
301-96U-1018	Emplace an Unmanned Aerial Vehicle (UAV) Ground Data Terminal (GDT)
301-96U-1019S	Emplace an Unmanned Aerial Vehicle (UAV) Portable Ground Data Terminal (PGDT) (Shadow)
301-96U-1032	Emplace an Unmanned Aerial Vehicle (UAV) Remote Video Terminal (RVT)
<b>Enlisted MOS: 96U</b>	<b>Skill Level: 2</b>
<b>Individual Task(s)</b>	
301-96U-2012	Supervise Unmanned Aerial Vehicle (UAV) Forward Control Site Emplacement
301-96U-2112	Supervise Unmanned Aerial Vehicle (UAV) Forward Control Site Displacement
<b>Enlisted MOS: 96U</b>	<b>Skill Level: 3</b>
<b>Individual Task(s)</b>	
301-96U-3010	Assist With Unmanned Aerial Vehicle (UAV) Site Survey
301-96U-3012	Direct Unmanned Aerial Vehicle (UAV) Forward Control Site Emplacement
<b>Enlisted MOS: 96U</b>	<b>Skill Level: 4</b>
<b>Individual Task(s)</b>	
301-96U-4010	Conduct Unmanned Aerial Vehicle (UAV) Site Survey
<b>34-4-1012</b>	<b>Perform Tactical Unmanned Aerial Vehicle (TUAV) Airspace Coordination and Control (Shadow)</b>
<b>Enlisted MOS: 96U</b>	<b>Skill Level: 2</b>
<b>Individual Task(s)</b>	
301-96U-2062S	Perform Pathfinder Support to Unmanned Aerial Vehicle (UAV) Launch and Recovery (L/R) Operations (Shadow)
<b>Enlisted MOS: 96U</b>	<b>Skill Level: 3</b>
<b>Individual Task(s)</b>	
301-96U-3062	Assist in Frequency Management for an Unmanned Aerial Vehicle (UAV) Mission
301-96U-3063	Assist in Airspace Coordination for an Unmanned Aerial Vehicle (UAV) Mission

**Enlisted MOS: 96U****Skill Level: 4****Individual Task(s)**

301-96U-4062S

Supervise Pathfinder Support to Unmanned Aerial Vehicle (UAV) Launch and Recovery (L/R) Operations (Shadow)

**34-4-1013****Perform Tactical Unmanned Aerial Vehicle (TUAV) Flight/Mission Operations (Shadow)****Enlisted MOS: 96U****Skill Level: 1****Individual Task(s)**

301-96D-1050

Plot Universal Transverse Mercator (UTM) Coordinates on a Map, Image or Geospatial Data

301-96U-1060

Prepare an Unmanned Aerial Vehicle (UAV) Ground Control Station (GCS) for Operation

301-96U-1061S

Prepare an Unmanned Aerial Vehicle (UAV) Portable Ground Control Station (PGCS) for Operation (Shadow)

301-96U-1063S

Prepare an Unmanned Aerial Vehicle (UAV) Launcher (LAU) for Operation (Shadow)

301-96U-1064

Prepare Unmanned Aerial Vehicle (UAV) Remote Video Terminal (RVT) for Operation

301-96U-1065

Perform Unmanned Aerial Vehicle (UAV) System Preflight Procedures

301-96U-1066

Perform Unmanned Aerial Vehicle (UAV) Launch Procedures

301-96U-1067

Perform Unmanned Aerial Vehicle (UAV) Mission Planning Procedures

301-96U-1069

Perform Unmanned Aerial Vehicle (UAV) Control Station Transfer

301-96U-1070

Operate an Unmanned Aerial Vehicle (UAV) Remote Video Terminal (RVT)

301-96U-1071

Perform Unmanned Aerial Vehicle (UAV) Flight Procedures

301-96U-1072

Perform Unmanned Aerial Vehicle (UAV) Payload Operations

301-96U-1073

Perform Unmanned Aerial Vehicle (UAV) Reconnaissance Operations

301-96U-1074

Perform Unmanned Aerial Vehicle (UAV) Surveillance Operations

301-96U-1075

Perform Unmanned Aerial Vehicle (UAV) Target Acquisition Operations

301-96U-1076

Perform Unmanned Aerial Vehicle (UAV) Emergency Procedures

301-96U-1077

Perform Unmanned Aerial Vehicle (UAV) Recovery Procedures

301-96U-1078

Perform Power Down Procedures for an Unmanned Aerial Vehicle (UAV) Ground Control Station (GCS)

301-96U-1079S

Perform Power Down Procedures for an Unmanned Aerial Vehicle (UAV) Portable Ground Control Station (PGCS) (Shadow)

301-96U-1232

Perform Preventive Maintenance Checks and Services (PMCS) on an Unmanned Aerial Vehicle (UAV) Remote Video Terminal (RVT)

301-96U-1310

Operate Tactical Communication Equipment

**Enlisted MOS: 96U****Skill Level: 2****Individual Task(s)**

301-96U-2060

Supervise Preparations of an Unmanned Aerial Vehicle (UAV) System for Operations

301-96U-2061

Supervise Unmanned Aerial Vehicle (UAV) Mission Planning

301-96U-2063

Apply Airspace Instructions to Unmanned Aerial Vehicle (UAV) Launch and Recovery (L/R) Operations

301-96U-2064

Supervise Unmanned Aerial Vehicle (UAV) Launch and Recovery (L/R) Operations

301-96U-2065

Apply Airspace Instructions to Unmanned Aerial Vehicle (UAV) Flight / Mission Operations

301-96U-2066

Supervise Unmanned Aerial Vehicle (UAV) Flight / Mission Operations

- 301-96U-2067 Supervise Unmanned Aerial Vehicle (UAV) Reconnaissance, Surveillance, and Target Acquisition (RSTA) Operations
- 301-96U-2068 Supervise Power Down of an Unmanned Aerial Vehicle (UAV) System After Operations

**Enlisted MOS: 96U**

**Skill Level: 3**

**Individual Task(s)**

- 301-96U-3061 Direct Unmanned Aerial Vehicle (UAV) Mission Planning
- 301-96U-3064 Direct Unmanned Aerial Vehicle (UAV) Launch and Recovery (L/R) Operations
- 301-96U-3066 Direct Unmanned Aerial Vehicle (UAV) Flight / Mission Operations
- 301-96U-3067 Direct Unmanned Aerial Vehicle (UAV) Reconnaissance, Surveillance, and Target Acquisition (RSTA) Operations

**Enlisted MOS: 96U**

**Skill Level: 4**

**Individual Task(s)**

- 301-96U-4060 Coordinate With Higher / Adjacent Headquarters

**34-4-1014**

**Perform Tactical Unmanned Aerial Vehicle (TUAV) System Maintenance (Shadow)**

**Enlisted MOS: 96U**

**Skill Level: 1**

**Individual Task(s)**

- 301-96U-1212S Perform Preventive Maintenance Checks and Services (PMCS) on an Unmanned Aerial Vehicle (UAV) Air Vehicle Transport (AVT) (Shadow)
- 301-96U-1213S Perform Preventive Maintenance Checks and Services (PMCS) on Unmanned Aerial Vehicle (UAV) Electrical Power Equipment (EPE) (Shadow)
- 301-96U-1215 Perform Preventive Maintenance Checks and Services (PMCS) on an Unmanned Aerial Vehicle (UAV) Ground Control Station (GCS)
- 301-96U-1216S Perform Preventive Maintenance Checks and Services (PMCS) on an Unmanned Aerial Vehicle (UAV) Portable Ground Control Station (PGCS) (Shadow)
- 301-96U-1218 Perform Preventive Maintenance Checks and Services (PMCS) on an Unmanned Aerial Vehicle (UAV) Ground Data Terminal (GDT)
- 301-96U-1219S Perform Preventive Maintenance Checks and Services (PMCS) on an Unmanned Aerial Vehicle (UAV) Portable Ground Data Terminal (PGDT) (Shadow)
- 301-96U-1227S Perform Preventive Maintenance Checks and Services (PMCS) on an Unmanned Aerial Vehicle (UAV) Launcher (LAU) (Shadow)
- 301-96U-1228S Perform Preventive Maintenance Checks and Services (PMCS) on an Unmanned Aerial Vehicle (UAV) Tactical Automated Landing System (TALS) (Shadow)
- 301-96U-1229S Perform Preventive Maintenance Checks and Services (PMCS) on Unmanned Aerial Vehicle (UAV) Arresting Gear (AG) (Shadow)
- 301-96U-1232 Perform Preventive Maintenance Checks and Services (PMCS) on an Unmanned Aerial Vehicle (UAV) Remote Video Terminal (RVT)
- 301-96U-1234 Update Unmanned Aerial Vehicle (UAV) System Log Books

**Enlisted MOS: 96U**

**Skill Level: 2**

**Individual Task(s)**

- 301-96U-2210 Supervise Operator Level Maintenance of an Unmanned Aerial Vehicle (UAV) System
- 301-96U-2211 Review Unmanned Aerial Vehicle (UAV) Logbooks

**34-4-1015****Displace From the Tactical Unmanned Aerial Vehicle (TUAV)  
Launch and Recovery Site (Shadow)****Enlisted MOS: 96U****Skill Level: 1****Individual Task(s)**

301-96U-1112S	Displace an Unmanned Aerial Vehicle (UAV) Air Vehicle Transport (AVT) (Shadow)
301-96U-1115	Displace an Unmanned Aerial Vehicle (UAV) Ground Control Station (GCS)
301-96U-1116S	Displace an Unmanned Aerial Vehicle (UAV) Portable Ground Control Station (PGCS) (Shadow)
301-96U-1118	Displace an Unmanned Aerial Vehicle (UAV) Ground Data Terminal (GDT)
301-96U-1119S	Displace an Unmanned Aerial Vehicle (UAV) Portable Ground Data Terminal (PGDT) (Shadow)
301-96U-1127S	Displace an Unmanned Aerial Vehicle (UAV) Launcher (LAU) (Shadow)
301-96U-1128S	Displace an Unmanned Aerial Vehicle (UAV) Tactical Automated Landing System (TALS) (Shadow)
301-96U-1129S	Displace Unmanned Aerial Vehicle (UAV) Arresting Gear (AG) (Shadow)
301-96U-1132	Displace an Unmanned Aerial Vehicle (UAV) Remote Video Terminal (RVT)
301-96U-1133	Disassemble an Unmanned Aerial Vehicle (UAV)

**Enlisted MOS: 96U****Skill Level: 2****Individual Task(s)**

301-96U-2111	Supervise Unmanned Aerial Vehicle (UAV) Launch and Recovery (L/R) Site Displacement
--------------	-------------------------------------------------------------------------------------

**Enlisted MOS: 96U****Skill Level: 3****Individual Task(s)**

301-96U-3111	Direct Unmanned Aerial Vehicle (UAV) Launch and Recovery (L/R) Site Displacement
301-96U-3113	Perform Unmanned Aerial Vehicle (UAV) Site Selection

**Enlisted MOS: 96U****Skill Level: 4****Individual Task(s)**

301-96U-4110	Plan Unmanned Aerial Vehicle (UAV) Displacement Operations
--------------	------------------------------------------------------------

**34-4-1016****Displace From the Tactical Unmanned Aerial Vehicle (TUAV)  
Forward Control Site (Shadow)****Enlisted MOS: 96U****Skill Level: 1****Individual Task(s)**

301-96U-1115	Displace an Unmanned Aerial Vehicle (UAV) Ground Control Station (GCS)
301-96U-1116S	Displace an Unmanned Aerial Vehicle (UAV) Portable Ground Control Station (PGCS) (Shadow)
301-96U-1118	Displace an Unmanned Aerial Vehicle (UAV) Ground Data Terminal (GDT)
301-96U-1119S	Displace an Unmanned Aerial Vehicle (UAV) Portable Ground Data Terminal (PGDT) (Shadow)
301-96U-1132	Displace an Unmanned Aerial Vehicle (UAV) Remote Video Terminal (RVT)



<p><b>Enlisted MOS: 96U</b>  <b>Individual Task(s)</b>            301-96U-2112</p>	<p><b>Skill Level: 2</b></p> <p>Supervise Unmanned Aerial Vehicle (UAV) Forward Control Site Displacement</p>
<p><b>Enlisted MOS: 96U</b>  <b>Individual Task(s)</b>            301-96U-3112</p>	<p><b>Skill Level: 3</b></p> <p>Direct Unmanned Aerial Vehicle (UAV) Forward Control Site Displacement</p>
<p><b>34-4-1200</b></p>	
<p><b>Prepare the AN/TSQ-190 (V) Trojan Spirit for Deployment</b></p>	
<p><b>Enlisted MOS: 33W</b>  <b>Individual Task(s)</b>            301-818-1205</p>	<p><b>Skill Level: 1</b></p> <p>Perform Preventative Maintenance on the Communications Central, AN/TSQ-190(V) (Trojan Spirit II)</p>
<p><b>Enlisted MOS: COM</b>  <b>Individual Task(s)</b>            071-329-1030(SL1)</p> <p>071-710-0006(SL1)</p> <p>113-637-2001(SL1)</p>	<p><b>Skill Level: 1</b></p> <p>Navigate From One Point on the Ground to Another Point While Mounted</p> <p>Plan Use of Night Vision Devices</p> <p>Communicate Via a Tactical Radio</p>
<p><b>Enlisted MOS: COM</b>  <b>Individual Task(s)</b>            071-326-5502(SL2)</p> <p>071-326-5503(SL2)</p> <p>071-329-1019(SL2)</p> <p>091-CLT-4029(SL2)</p> <p>101-92Y-0006(SL2)</p> <p>850-001-2000(SL2)</p>	<p><b>Skill Level: 2</b></p> <p>Issue a Fragmentary Order</p> <p>Issue a Warning Order</p> <p>Use a Map Overlay</p> <p>Supervise Preventive Maintenance Checks and Services (PMCS)</p> <p>Inspect Equipment for Accountability, Cleanliness, and Serviceability</p> <p>Employ Accident Prevention Measures and Risk Management Process</p>
<p><b>Enlisted MOS: COM</b>  <b>Individual Task(s)</b>            071-326-3013(SL3)</p> <p>850-001-3001(SL3)</p>	<p><b>Skill Level: 3</b></p> <p>Conduct a Tactical Road March</p> <p>Control Mission Safety Hazard</p>
<p><b>34-4-1201</b></p>	
<p><b>Establish the Operational Site (Trojan Spirit)</b></p>	
<p><b>Enlisted MOS: 96B</b>  <b>Individual Task(s)</b>            301-TS2-6001</p> <p>301-TS2-6053</p>	<p><b>Skill Level: 1</b></p> <p>Employ the AN/TSQ-190 (V) Into a Site Location</p> <p>Perform Preventive Maintenance Checks and Services (PMCS) on AN/TSQ-190(V)</p>
<p><b>Enlisted MOS: 98C</b>  <b>Individual Task(s)</b>            301-777-2401</p>	<p><b>Skill Level: 2</b></p> <p>Select a Site for Tactical Deployment</p>
<p><b>Enlisted MOS: COM</b>  <b>Individual Task(s)</b>            052-191-1362(SL1)</p> <p>071-329-1030(SL1)</p>	<p><b>Skill Level: 1</b></p> <p>Camouflage Equipment</p> <p>Navigate From One Point on the Ground to Another Point While Mounted</p>

**Enlisted MOS: COM**

**Skill Level: 2**

**Individual Task(s)**

- 071-329-1019(SL2)
- 091-CLT-4029(SL2)
- 101-92Y-0006(SL2)
- 850-001-2000(SL2)

- Use a Map Overlay
- Supervise Preventive Maintenance Checks and Services (PMCS)
- Inspect Equipment for Accountability, Cleanliness, and Serviceability
- Employ Accident Prevention Measures and Risk Management Process

**Enlisted MOS: COM**

**Skill Level: 3**

**Individual Task(s)**

- 071-326-3013(SL3)
- 850-001-3001(SL3)

- Conduct a Tactical Road March
- Control Mission Safety Hazard

**Officer MOS: 35D**

**Skill Level: Any Skill Level**

**Individual Task(s)**

- 301-219-3408

- Determine GPS Status

**34-4-1202**

**Prepare the AN/TSQ-190 (V) for Operation (Trojan Spirit)**

**Enlisted MOS: 33W**

**Skill Level: 1**

**Individual Task(s)**

- 301-818-1205

- Perform Preventative Maintenance on the Communications Central, AN/TSQ-190(V) (Trojan Spirit II)

**Enlisted MOS: 96B**

**Skill Level: 1**

**Individual Task(s)**

- 301-TS2-6000
- 301-TS2-6002
- 301-TS2-6003
- 301-TS2-6004
- 301-TS2-6005
- 301-TS2-6100
- 301-TS2-6102
  
- 301-TS2-6104
- 301-TS2-6105

- Program System Components
- Apply Power to the AN/TSQ-190 (V)
- Acquire the Satellite
- Load the Key Material Into the KIV-7
- Establish a T-Baud (Trojan Bandwidth Assigned Upon Demand) Circuit
- Connect External Subscribers to the Local Area Network (LAN)
- Establish a Connection to the Cisco 3640 Router Utilizing Windows NT Hyperterminal
- Connect to Remote Host Through Trojan Data Network 1 (TDN1)
- Connect to Remote Host Through Trojan Data Network 3 (TDN3)

**Enlisted MOS: COM**

**Skill Level: 2**

**Individual Task(s)**

- 850-001-2000(SL2)

- Employ Accident Prevention Measures and Risk Management Process

**Enlisted MOS: COM**

**Skill Level: 3**

**Individual Task(s)**

- 850-001-3001(SL3)

- Control Mission Safety Hazard

**34-4-1203**

**Request Theater and National Collection Support Through Joint Worldwide Communications System (JWICS) and Secure Internet Protocol Router Network (SIPRNET)**

**Enlisted MOS: 96B**

**Skill Level: 1**

**Individual Task(s)**

- 301-TS2-6001
- 301-TS2-6053
  
- 301-TS2-6107

- Employ the AN/TSQ-190 (V) Into a Site Location
- Perform Preventive Maintenance Checks and Services (PMCS) on AN/TSQ-190(V)
- Perform Basic Joint Deployable Intelligence Support System (JDISS) Desktop Operations

<b>Enlisted MOS: 96D</b>	<b>Skill Level: 1</b>
<b>Individual Task(s)</b> 301-TES-6049NS	Process Data From Intelink (SIPRNET/JWICS)
<b>Enlisted MOS: 98C</b>	<b>Skill Level: 1</b>
<b>Individual Task(s)</b> 301-98C-1052	Prepare a Request for Information (RFI)
<b>Enlisted MOS: 98C</b>	<b>Skill Level: 2</b>
<b>Individual Task(s)</b> 301-777-2401	Select a Site for Tactical Deployment
<b>Enlisted MOS: COM</b>	<b>Skill Level: 1</b>
<b>Individual Task(s)</b> 052-191-1362(SL1) 071-329-1030(SL1)	Camouflage Equipment Navigate From One Point on the Ground to Another Point While Mounted
<b>Enlisted MOS: COM</b>	<b>Skill Level: 2</b>
<b>Individual Task(s)</b> 071-329-1019(SL2) 091-CLT-4029(SL2) 101-92Y-0006(SL2) 850-001-2000(SL2)	Use a Map Overlay Supervise Preventive Maintenance Checks and Services (PMCS) Inspect Equipment for Accountability, Cleanliness, and Serviceability Employ Accident Prevention Measures and Risk Management Process
<b>Enlisted MOS: COM</b>	<b>Skill Level: 3</b>
<b>Individual Task(s)</b> 071-326-3013(SL3) 850-001-3001(SL3)	Conduct a Tactical Road March Control Mission Safety Hazard
<b>Officer MOS: 35D</b>	<b>Skill Level: Captain</b>
<b>Individual Task(s)</b> 301-35D-3106	Manage Requests for Information (RFI)
<b>Officer MOS: 35D</b>	<b>Skill Level: Any Skill Level</b>
<b>Individual Task(s)</b> 301-219-3408	Determine GPS Status
<b>34-4-1204</b>	<b>Access National and Higher Echelon Intelligence Databases Through Joint Worldwide Communications System (JWICS) and Secure Internet Protocol Router Network (SIPRNET)</b>
<b>Enlisted MOS: 96B</b>	<b>Skill Level: 1</b>
<b>Individual Task(s)</b> 301-TS2-6001 301-TS2-6053  301-TS2-6107	Employ the AN/TSQ-190 (V) Into a Site Location Perform Preventive Maintenance Checks and Services (PMCS) on AN/TSQ-190(V) Perform Basic Joint Deployable Intelligence Support System (JDISS) Desktop Operations
<b>Enlisted MOS: 96D</b>	<b>Skill Level: 1</b>
<b>Individual Task(s)</b> 301-TES-6049NS	Process Data From Intelink (SIPRNET/JWICS)

<p><b>Enlisted MOS: 98C</b>  <b>Individual Task(s)</b>                      301-98C-1052</p>	<p><b>Skill Level: 1</b>                       Prepare a Request for Information (RFI)</p>
<p><b>Enlisted MOS: 98C</b>  <b>Individual Task(s)</b>                      301-777-2401</p>	<p><b>Skill Level: 2</b>                       Select a Site for Tactical Deployment</p>
<p><b>Enlisted MOS: COM</b>  <b>Individual Task(s)</b>                      052-191-1362(SL1)                      071-329-1030(SL1)</p>	<p><b>Skill Level: 1</b>                       Camouflage Equipment                      Navigate From One Point on the Ground to Another Point While Mounted</p>
<p><b>Enlisted MOS: COM</b>  <b>Individual Task(s)</b>                      071-329-1019(SL2)                      091-CLT-4029(SL2)                      101-92Y-0006(SL2)                      850-001-2000(SL2)</p>	<p><b>Skill Level: 2</b>                       Use a Map Overlay                      Supervise Preventive Maintenance Checks and Services (PMCS)                      Inspect Equipment for Accountability, Cleanliness, and Serviceability                      Employ Accident Prevention Measures and Risk Management Process</p>
<p><b>Enlisted MOS: COM</b>  <b>Individual Task(s)</b>                      071-326-3013(SL3)                      850-001-3001(SL3)</p>	<p><b>Skill Level: 3</b>                       Conduct a Tactical Road March                      Control Mission Safety Hazard</p>
<p><b>Officer MOS: 35D</b>  <b>Individual Task(s)</b>                      301-35D-3106</p>	<p><b>Skill Level: Captain</b>                       Manage Requests for Information (RFI)</p>
<p><b>Officer MOS: 35D</b>  <b>Individual Task(s)</b>                      301-219-3408</p>	<p><b>Skill Level: Any Skill Level</b>                       Determine GPS Status</p>
<p><b>34-4-1205</b></p>	<p><b>Collaborate Analysis With Supporting Theater and National Intelligence Agencies Through JWICS and SIPRNET</b></p>
<p><b>Enlisted MOS: 96B</b>  <b>Individual Task(s)</b>                      301-TS2-6001                      301-TS2-6053                       301-TS2-6107</p>	<p><b>Skill Level: 1</b>                       Employ the AN/TSQ-190 (V) Into a Site Location                      Perform Preventive Maintenance Checks and Services (PMCS) on AN/TSQ-190(V)                      Perform Basic Joint Deployable Intelligence Support System (JDISS) Desktop Operations</p>
<p><b>Enlisted MOS: 96D</b>  <b>Individual Task(s)</b>                      301-TEs-6049NS</p>	<p><b>Skill Level: 1</b>                       Process Data From Intelink (SIPRNET/JWICS)</p>
<p><b>Enlisted MOS: 98C</b>  <b>Individual Task(s)</b>                      301-98C-1052</p>	<p><b>Skill Level: 1</b>                       Prepare a Request for Information (RFI)</p>
<p><b>Enlisted MOS: 98C</b>  <b>Individual Task(s)</b>                      301-777-2401</p>	<p><b>Skill Level: 2</b>                       Select a Site for Tactical Deployment</p>

<b>Enlisted MOS: COM</b>	<b>Skill Level: 1</b>
<b>Individual Task(s)</b> 052-191-1362(SL1) 071-329-1030(SL1)	Camouflage Equipment Navigate From One Point on the Ground to Another Point While Mounted
<b>Enlisted MOS: COM</b>	<b>Skill Level: 2</b>
<b>Individual Task(s)</b> 071-329-1019(SL2) 091-CLT-4029(SL2) 101-92Y-0006(SL2) 850-001-2000(SL2)	Use a Map Overlay Supervise Preventive Maintenance Checks and Services (PMCS) Inspect Equipment for Accountability, Cleanliness, and Serviceability Employ Accident Prevention Measures and Risk Management Process
<b>Enlisted MOS: COM</b>	<b>Skill Level: 3</b>
<b>Individual Task(s)</b> 071-326-3013(SL3) 850-001-3001(SL3)	Conduct a Tactical Road March Control Mission Safety Hazard
<b>Officer MOS: 35D</b>	<b>Skill Level: Captain</b>
<b>Individual Task(s)</b> 301-35D-3106	Manage Requests for Information (RFI)
<b>Officer MOS: 35D</b>	<b>Skill Level: Any Skill Level</b>
<b>Individual Task(s)</b> 301-219-3408	Determine GPS Status
<b>34-5-0003</b>	<b>Establish the Radar Site (GSR)</b>
<b>Enlisted MOS: 54B</b>	<b>Skill Level: 1</b>
<b>Individual Task(s)</b> 031-504-1013	Operate the M22 Automatic Chemical-Agent Alarm
<b>Enlisted MOS: 96R</b>	<b>Skill Level: 1</b>
<b>Individual Task(s)</b> 301-96R-1051	Operate Global Positioning System (GPS) AN/PSN-11
<b>Enlisted MOS: COM</b>	<b>Skill Level: 1</b>
<b>Individual Task(s)</b> 031-503-1013(SL1)  031-503-1037(SL1) 052-191-1361(SL1) 052-191-1362(SL1) 071-326-0513(SL1) 071-329-1030(SL1)  071-331-0815(SL1) 071-710-0006(SL1)	Decontaminate Yourself and Individual Equipment Using Chemical Decontaminating Kits Detect Chemical Agents Using M8 or M9 Detector Paper Camouflage Yourself and Your Individual Equipment Camouflage Equipment Select Temporary Fighting Positions Navigate From One Point on the Ground to Another Point While Mounted Practice Noise, Light, and Litter Discipline Plan Use of Night Vision Devices
<b>Enlisted MOS: COM</b>	<b>Skill Level: 2</b>
<b>Individual Task(s)</b> 031-503-1023(SL2)  031-503-3004(SL2) 031-503-3008(SL2)	Protect Yourself From NBC Injury/Contamination When Changing Mission-Oriented Protective Posture (MOPP) Gear Supervise the Crossing of a Contaminated Area Implement Mission-Oriented Protective Posture

071-329-1006 Navigate From One Point on the Ground to Another Point While Dis-mounted  
 850-001-2000(SL2) Employ Accident Prevention Measures and Risk Management Process

**Enlisted MOS: COM**

**Skill Level: 3**

**Individual Task(s)**

071-326-3013(SL3) Conduct a Tactical Road March  
 071-326-5805(SL3) Conduct a Route Reconnaissance Mission  
 071-332-5000(SL3) Prepare an Operation Overlay  
 071-720-0015(SL3) Conduct an Area Reconnaissance by a Platoon  
 850-001-3001(SL3) Control Mission Safety Hazard

**Enlisted MOS: COM**

**Skill Level: 4**

**Individual Task(s)**

071-326-5775(SL4) Coordinate With an Adjacent Platoon  
 181-101-4001(SL4) Conduct a Search/Seizure  
 191-380-0109(SL4) Plan Patrol Activities  
 850-001-4001(SL4) Integrate Risk Management Into Platoon

**34-5-0004**

**Conduct Search With Radar**

**Enlisted MOS: COM**

**Skill Level: 1**

**Individual Task(s)**

301-371-1000(SL1) Report Intelligence Information

**34-5-0050**

**Establish the Common Ground Station (CGS) Site**

**Enlisted MOS: 96H**

**Skill Level: 1**

**Individual Task(s)**

113-571-1004 Operate in a Radio Network  
 301-96H-1162 Operate Global Positioning System (GPS) PSN-11  
 301-96H-1301 Troubleshoot Common Ground Station (CGS) System Malfunctions

**Enlisted MOS: 96H**

**Skill Level: 2**

**Individual Task(s)**

301-96H-2001 Implement Common Ground Station (CGS) AN/TSQ-179 Site Security Procedures in a Tactical Environment

**Enlisted MOS: 96H**

**Skill Level: 3**

**Individual Task(s)**

301-96H-3002 Direct Common Ground Station Personnel in Implementation of Security in a Tactical Environment

**Enlisted MOS: COM**

**Skill Level: 2**

**Individual Task(s)**

071-329-1006 Navigate From One Point on the Ground to Another Point While Dis-mounted

**34-5-0051**

**Conduct Common Ground Station (CGS) Pre-Mission Activities**

**Enlisted MOS: 96H**

**Skill Level: 1**

**Individual Task(s)**

113-587-2071 Operate SINCGARS Frequency Hopping (FH) (Network Members)  
 301-371-1052(SL1) Protect Classified Information and Material

301-96H-1101	Prepare an AN/GRC-240 (VRC-83) Radio Set for Operation
301-96H-1103	Operate STU III Fax/Phone
301-96H-1104	Prepare Digital Subscriber Voice Terminal (DSVT) KY-68 for Data Communications
301-96H-1150	Establish an Advanced Field Artillery Tactical Data System (AFATDS) Link
301-96H-1151	Establish Link With E-8 Aircraft
301-96H-1154	Prepare Common Ground Station (CGS) AN/TSQ-179 External Components for Operation
301-96H-1155	Perform System Initialization
301-96H-1156	Perform Digitized Map Functions
301-96H-1157	Create Graphic Overlays
301-96H-1158	Establish an Unmanned Aerial Vehicle (UAV) Link
301-96H-1159	Establish a Link With the Apache/ Longbow
301-96H-1160	Establish a Multi-Common Ground Station (CGS) AN/TSQ-179 Configuration
301-96H-1161	Establish an All Source Analysis System (ASAS) Link
301-96H-1162	Operate Global Positioning System (GPS) PSN-11
301-96H-1163	Prepare Common Ground Station (CGS) AN/TSQ-179 Components for Movement
301-96H-1164	Prepare Common Ground Station (CGS) AN/TSQ-179 for NBC Operations
301-96H-1165	Set Up Common Ground Station (CGS) AN/TSQ-179 for Mission Operations
301-96H-1166	Prepare Common Ground Station (CGS) AN/TSQ-179 Workstation for Mission Operations
301-96H-1167	Manage Electronic Maps (EMAPS)
301-96H-1168	Manage Data Files
301-96H-1200	Operate the Common Ground Station (CGS) Remote Workstation (RWS).
301-96H-1204	Perform Target Tracking

**Enlisted MOS: 96H**

**Skill Level: 2**

**Individual Task(s)**

301-96H-2150	Supervise Common Ground Station Personnel in System Setup
301-96H-2151	Supervise Common Ground Station Personnel in Establishing Links
301-96H-2152	Incorporate Intelligence Preparation of the Battlefield (IPB) Information/Products to Support Mission Requirements
301-96H-2153	Supervise Deployment/Redeployment of the Common Ground Station (CGS) AN/TSQ-179
301-96H-2154	Conduct Simulator Based Training

**Enlisted MOS: 96H**

**Skill Level: 3**

**Individual Task(s)**

301-96H-3001	Implement Common Ground Station (CGS) AN/TSQ-179 Communication Security (COMSEC) Requirements
301-96H-3002	Direct Common Ground Station Personnel in Implementation of Security in a Tactical Environment
301-96H-3150	Conduct Coordination With Supported Command for Logistical Support
301-96H-3151	Provide Input to Refine Intelligence Preparation of the Battlefield (IPB), Targeting and Collection Plan Development
301-96H-3154	Conduct Common Ground Station (CGS) AN/TSQ-179 Site Selection
301-96H-3155	Manage Common Ground Station (CGS) AN/TSQ-179 Shift Operations

301-96H-3156 Advise Supported Unit in Effective Utilization of the Common Ground Station (CGS) AN/TSQ-179  
 301-96H-3161 Develop Simulator Based Training  
 301-96H-3301 Conduct Application Management in Common Ground Station (CGS)

**Enlisted MOS: 96H**

**Skill Level: 4**

**Individual Task(s)**

301-96H-4150 Advise the Collection Manager of the Integration of the Common Ground Station (CGS) AN/TSQ-179 Into Intelligence Battlefield Operations Systems (IBOS)  
 301-96H-4151 Direct Deployment Operations

**Enlisted MOS: COM**

**Skill Level: 1**

**Individual Task(s)**

113-637-2001(SL1) Communicate Via a Tactical Radio

**Enlisted MOS: COM**

**Skill Level: 2**

**Individual Task(s)**

113-573-8006 Use an Automated Signal Operation Instruction (SOI)

**34-5-0052**

**Conduct Common Ground Station (CGS) Mission Activities**

**Enlisted MOS: 96H**

**Skill Level: 1**

**Individual Task(s)**

113-573-8006 Use an Automated Signal Operation Instruction (SOI)  
 113-587-2071 Operate SINCGARS Frequency Hopping (FH) (Network Members)  
 301-96H-1050 Translate Information Into Military Symbology  
 301-96H-1101 Prepare an AN/GRC-240 (VRC-83) Radio Set for Operation  
 301-96H-1102 Configure Commander's Tactical Terminal / Joint Tactical Terminal (CTT/JTT) Radio for Operation.  
 301-96H-1103 Operate STU III Fax/Phone  
 301-96H-1104 Prepare Digital Subscriber Voice Terminal (DSVT) KY-68 for Data Communications  
 301-96H-1151 Establish Link With E-8 Aircraft  
 301-96H-1158 Establish an Unmanned Aerial Vehicle (UAV) Link  
 301-96H-1161 Establish an All Source Analysis System (ASAS) Link  
 301-96H-1200 Operate the Common Ground Station (CGS) Remote Workstation (RWS).  
 301-96H-1201 Manipulate an Imagery Window  
 301-96H-1202 Manipulate Joint Surveillance Target Attack Radar System (JSTARS) Radar Imagery  
 301-96H-1203 Utilize Spotlight Imagery  
 301-96H-1204 Perform Target Tracking  
 301-96H-1205 Perform Target Analysis  
 301-96H-1206 Respond to Baseline Tasking.  
 301-96H-1207 Perform on the Move Operations  
 301-96H-1208 Analyze Joint Surveillance Target Attack Radar System (JSTARS) Imagery  
 301-96H-1210 Recognize Items of Military Significance on Electro-Optical/Infrared (EO/IR) Imagery.  
 301-96H-1211 Interpret Commander's Tactical Terminal/Joint Tactical Terminal (CTT/JTT) Track Data  
 301-96H-1212 Manipulate All Source Analysis System (ASAS) Digital Messages



301-96H-1213 Manipulate Advanced Field Artillery Tactical Data System (AFATDS) Digital Messages  
 301-96H-1214 Respond to Request for Information  
 301-96H-1216 Access External Imagery and Information Data Files  
 301-96H-1217 Correlate Joint Surveillance Target Attack Radar System (JSTARS) Radar Imagery With Other Sensor Data or Information

**Enlisted MOS: 96H**

**Skill Level: 2**

**Individual Task(s)**

301-96H-2201 Cue Collection Assets  
 301-96H-2202 Supervise Common Ground Station Personnel in Multi-Sensor Correlation  
 301-96H-2203 Supervise Common Ground Station (CGS) AN/TSQ-179 Shift Operations  
 301-96H-2204 Review Common Ground Station (CGS) AN/TSQ-179 Reports  
 301-96H-2205 Determine Courses of Action (COAs) in Joint Surveillance Target Attack Radar System (JSTARS) Imagery and Other Sensor Information  
 301-96H-2207 Brief Current Situation

**Enlisted MOS: 96H**

**Skill Level: 3**

**Individual Task(s)**

301-96H-3001 Implement Common Ground Station (CGS) AN/TSQ-179 Communication Security (COMSEC) Requirements  
 301-96H-3002 Direct Common Ground Station Personnel in Implementation of Security in a Tactical Environment  
 301-96H-3200 Supervise Deployment of the Common Ground Station (CGS) AN/TSQ-179 Personnel in Performing on the Move Operations  
 301-96H-3301 Conduct Application Management in Common Ground Station (CGS)

**Enlisted MOS: 96H**

**Skill Level: 4**

**Individual Task(s)**

301-96H-4150 Advise the Collection Manager of the Integration of the Common Ground Station (CGS) AN/TSQ-179 Into Intelligence Battlefield Operations Systems (IBOS)  
 301-96H-4200 Evaluate Common Ground Station (CGS) AN/TSQ-179 Team Operations

**Enlisted MOS: COM**

**Skill Level: 1**

**Individual Task(s)**

113-637-2001(SL1) Communicate Via a Tactical Radio  
 301-371-1052(SL1) Protect Classified Information and Material

**34-5-0053**

**Conduct Common Ground Station (CGS) Post-Mission Activities**

**Enlisted MOS: 96H**

**Skill Level: 1**

**Individual Task(s)**

301-96H-1101 Prepare an AN/GRC-240 (VRC-83) Radio Set for Operation  
 301-96H-1103 Operate STU III Fax/Phone  
 301-96H-1104 Prepare Digital Subscriber Voice Terminal (DSVT) KY-68 for Data Communications  
 301-96H-1250 Perform System Shut Down Procedures

<b>Enlisted MOS: 96H</b>	<b>Skill Level: 2</b>
<b>Individual Task(s)</b>	
301-96H-2250	Prepare Common Ground Station (CGS) AN/TSQ-179 Post Mission Report
301-96H-2251	Supervise Shutdown of Common Ground Station (CGS) AN/TSQ-179
301-96H-2252	Perform Second Phase Analysis
<b>Enlisted MOS: 96H</b>	<b>Skill Level: 3</b>
<b>Individual Task(s)</b>	
301-96H-3001	Implement Common Ground Station (CGS) AN/TSQ-179 Communication Security (COMSEC) Requirements
301-96H-3002	Direct Common Ground Station Personnel in Implementation of Security in a Tactical Environment
301-96H-3250	Supervise Post- Mission Operations
301-96H-3251	Conduct a Post Mission Information Briefing
301-96H-3301	Conduct Application Management in Common Ground Station (CGS)
<b>Enlisted MOS: COM</b>	<b>Skill Level: 1</b>
<b>Individual Task(s)</b>	
301-371-1052(SL1)	Protect Classified Information and Material
<b>Enlisted MOS: COM</b>	<b>Skill Level: 2</b>
<b>Individual Task(s)</b>	
113-573-8006	Use an Automated Signal Operation Instruction (SOI)
<b>34-5-0054</b>	<b>Prepare the Common Ground Station (CGS) for Redeployment</b>
<b>Enlisted MOS: 96H</b>	<b>Skill Level: 1</b>
<b>Individual Task(s)</b>	
113-571-1004	Operate in a Radio Network
113-587-2071	Operate SINCGARS Frequency Hopping (FH) (Network Members)
301-371-1052(SL1)	Protect Classified Information and Material
<b>Enlisted MOS: 96H</b>	<b>Skill Level: 3</b>
<b>Individual Task(s)</b>	
301-96H-3002	Direct Common Ground Station Personnel in Implementation of Security in a Tactical Environment
<b>Enlisted MOS: COM</b>	<b>Skill Level: 2</b>
<b>Individual Task(s)</b>	
071-329-1006	Navigate From One Point on the Ground to Another Point While Dis-mounted
551-88N-0002(SL2)	Prepare for Unit Movement
850-001-2000(SL2)	Employ Accident Prevention Measures and Risk Management Process
<b>Enlisted MOS: COM</b>	<b>Skill Level: 3</b>
<b>Individual Task(s)</b>	
551-88N-0004(SL3)	Coordinate Unit Movement
850-001-3001(SL3)	Control Mission Safety Hazard
<b>Enlisted MOS: COM</b>	<b>Skill Level: 4</b>
<b>Individual Task(s)</b>	
551-88N-0003(SL4)	Plan Unit Move
850-001-4001(SL4)	Integrate Risk Management Into Platoon

**34-5-1117**

**Break Contact**

**Enlisted MOS: COM**

**Skill Level: 1**

**Individual Task(s)**

- 071-008-0007(SL1) Engage Targets With an M16A1 or M16A2 Rifle Using an AN/PAS-13 Series Thermal Sight
- 071-311-2025(SL1) Maintain an M16A1 or M16A2 Rifle
- 071-311-2125(SL1) Maintain an M203 Grenade Launcher
- 071-311-2127(SL1) Load an M203 Grenade Launcher
- 071-311-2128(SL1) Unload an M203 Grenade Launcher
- 071-311-2129(SL1) Correct Malfunctions of an M203 Grenade Launcher
- 071-311-2130(SL1) Engage Targets With an M203 Grenade Launcher
- 071-312-3007(SL1) Prepare a Range Card for an M60 Machine Gun
- 071-312-3025(SL1) Maintain an M60 Machine Gun
- 071-312-3027(SL1) Load an M60 Machine Gun
- 071-312-3028(SL1) Unload an M60 Machine Gun
- 071-312-3031(SL1) Engage Targets With an M60 Machine Gun
- 071-315-2308(SL1) Engage Targets With an M16A1 or M16A2 Rifle Using a Night Vision Sight AN/PVS-4
- 071-325-4401(SL1) Perform Safety Checks on Hand Grenades
- 071-325-4407(SL1) Employ Hand Grenades
- 071-326-0502(SL1) Move Under Direct Fire
- 071-326-0503(SL1) Move Over, Through, or Around Obstacles (Except Minefields)
- 071-326-0510(SL1) React to Indirect Fire While Dismounted
- 071-326-0513(SL1) Select Temporary Fighting Positions
- 071-329-1006(SL1) Navigate From One Point on the Ground to Another Point While Dismounted
- 181-105-1001(SL1) Comply With the Law of War and the Geneva and Hague Conventions

**Enlisted MOS: COM**

**Skill Level: 2**

**Individual Task(s)**

- 061-283-6003(SL2) Adjust Indirect Fire
- 101-92Y-0006(SL2) Inspect Equipment for Accountability, Cleanliness, and Serviceability
- 181-105-2001(SL2) Enforce the Law of War and the Geneva and Hague Conventions
- 181-105-2002(SL2) Conduct Combat Operations According to the Law of War
- 805C-PAD-2461(SL2) Maintain Accountability of Personnel (Status Report)

**Enlisted MOS: COM**

**Skill Level: 3**

**Individual Task(s)**

- 071-326-5805(SL3) Conduct a Route Reconnaissance Mission

**Enlisted MOS: COM**

**Skill Level: 4**

**Individual Task(s)**

- 071-326-5775(SL4) Coordinate With an Adjacent Platoon

**34-6-0405**

**Employ Security Measures (BDE)**

**Enlisted MOS: 96B**

**Skill Level: 1**

**Individual Task(s)**

- 301-96B-1003 Protect Classified Information and Material

**Enlisted MOS: 96B**

**Skill Level: 2**

**Individual Task(s)**

- 301-A96-2153 Perform Security Audit Trail Operations

<p><b>Enlisted MOS: COM</b>  <b>Individual Task(s)</b>                  301-371-1050(SL1)</p>	<p><b>Skill Level: 1</b>                  Implement Operations Security (OPSEC) Measures</p>
<p><b>Enlisted MOS: COM</b>  <b>Individual Task(s)</b>                  805C-PAD-3591(SL3)</p>	<p><b>Skill Level: 3</b>                  Protect Classified Information and Materials</p>
<p><b>Officer MOS: 35D</b>  <b>Individual Task(s)</b>                  301-35D-2013                  301-35D-2015                  301-35D-2400                  301-35D-2401                  301-35D-2402</p>	<p><b>Skill Level: 2nd Lieutenant</b>                  Supervise a Bn/Bde S-2 TOC Operations                  Provide IEW Support to OPSEC                  Establish Information Security Program                  Investigate Security Violations                  Manage a Bn/Bde Personnel Security Program</p>
<p><b>Officer MOS: COM</b>  <b>Individual Task(s)</b>                  301-371-1051</p>	<p><b>Skill Level: Pre-Commissioned</b>                  Enforce Personnel Security Policies</p>
<p><b>34-6-2002</b></p>	<p><b>Conduct Intelligence Preparation of the Battlefield (IPB) in Support of Urban Operations (BDE)</b></p>
<p><b>34-6-2003</b></p>	<p><b>Conduct Intelligence Preparation of the Battlefield (IPB) (BDE)</b></p>
<p><b>Enlisted MOS: 96B</b>  <b>Individual Task(s)</b>                  301-96B-3154</p>	<p><b>Skill Level: 3</b>                  Supervise Development of the Intelligence Preparation of the Battlefield (IPB) Overlays</p>
<p><b>Enlisted MOS: COM</b>  <b>Individual Task(s)</b>                  301-371-1000(SL1)                  301-371-1052(SL1)</p>	<p><b>Skill Level: 1</b>                  Report Intelligence Information                  Protect Classified Information and Material</p>
<p><b>Enlisted MOS: COM</b>  <b>Individual Task(s)</b>                  071-332-5000(SL3)                  071-332-5021(SL3)</p>	<p><b>Skill Level: 3</b>                  Prepare an Operation Overlay                  Prepare a Situation Map</p>
<p><b>34-6-2004</b></p>	<p><b>Produce Intelligence Products (BDE)</b></p>
<p><b>Enlisted MOS: 96B</b>  <b>Individual Task(s)</b>                  301-R96-2000</p>	<p><b>Skill Level: 2</b>                  Create Graphic INTSUM</p>
<p><b>34-6-2005</b></p>	<p><b>Disseminate Combat Information and Intelligence (BDE)</b></p>
<p><b>Enlisted MOS: 96B</b>  <b>Individual Task(s)</b>                  301-336-3106</p>	<p><b>Skill Level: 3</b>                  Disseminate Intelligence Reports</p>
<p><b>Enlisted MOS: COM</b>  <b>Individual Task(s)</b>                  113-637-2001(SL1)</p>	<p><b>Skill Level: 1</b>                  Communicate Via a Tactical Radio</p>

<b>Officer MOS: 35D</b>	<b>Skill Level: 2nd Lieutenant</b>
<b>Individual Task(s)</b> 301-35D-2250	Disseminate Intelligence and Combat Information at Bn/Bde
<b>34-6-2009</b>	<b>Direct Intelligence Operations (BDE)</b>
<b>Enlisted MOS: 96B</b>	<b>Skill Level: 2</b>
<b>Individual Task(s)</b> 301-96B-2450	Determine Significance of Incoming Information
<b>Enlisted MOS: 96B</b>	<b>Skill Level: 3</b>
<b>Individual Task(s)</b> 301-96B-3154	Supervise Development of the Intelligence Preparation of the Battlefield (IPB) Products
301-96B-3203	Coordinate Target Function(S)
301-96B-3450	Supervise Development of Pattern and Link Analysis Products
301-96B-3500	Determine Intelligence Support Requirements
<b>Enlisted MOS: 96B</b>	<b>Skill Level: 4</b>
<b>Individual Task(s)</b> 301-96B-4051	Supervise the Collection Management and Dissemination Element
301-96B-4054	Coordinate Joint and Combined Intelligence Effort
301-96B-4056	Supervise the Intelligence Element
301-96B-4151	Plan Intelligence Architecture
<b>Enlisted MOS: 96B</b>	<b>Skill Level: 5</b>
<b>Individual Task(s)</b> 301-96B-5300	Manage Analysis Control Element (ACE) Operations
301-96B-5302	Integrate the All Source Analysis System (ASAS) Family of Systems into ACE Operations
<b>34-6-2010</b>	<b>Maintain the Current Enemy Situation (BDE)</b>
<b>Enlisted MOS: COM</b>	<b>Skill Level: 2</b>
<b>Individual Task(s)</b> 071-329-1019(SL2)	Use a Map Overlay
<b>Enlisted MOS: COM</b>	<b>Skill Level: 3</b>
<b>Individual Task(s)</b> 071-332-5000(SL3)	Prepare an Operation Overlay
071-332-5021(SL3)	Prepare a Situation Map
<b>34-6-2012</b>	<b>Supervise Intelligence Operations (BDE)</b>
<b>Enlisted MOS: 96B</b>	<b>Skill Level: 2</b>
<b>Individual Task(s)</b> 301-96B-2451	Supervise Development and Maintenance of Situation Map (SITMAP)
<b>Enlisted MOS: 96B</b>	<b>Skill Level: 3</b>
<b>Individual Task(s)</b> 301-96B-3100	Review Intelligence Products for Dissemination
301-96B-3154	Supervise Development of the Intelligence Preparation of the Battlefield (IPB) Products
301-96B-3203	Coordinate Target Function(s)
301-96B-3450	Supervise Development of Pattern and Link Analysis Products

<p><b>Enlisted MOS: 96B</b>  <b>Individual Task(s)</b>                  301-96B-4051                  301-96B-4054                  301-96B-4056                  301-96B-4151</p>	<p><b>Skill Level: 4</b>                  Supervise the Collection Management and Dissemination Element                  Coordinate Joint and Combined Intelligence Effort                  Supervise the Intelligence Element                  Plan Intelligence Architecture</p>
<p><b>Enlisted MOS: 96B</b>  <b>Individual Task(s)</b>                  301-96B-5300                  301-96B-5302</p>	<p><b>Skill Level: 5</b>                  Manage Analysis Control Element (ACE) Operations                  Integrate the All Source Analysis System (ASAS) Family of Systems into ACE Operations</p>
<p><b>34-6-2013</b>  <b>Enlisted MOS: 96B</b>  <b>Individual Task(s)</b>                  301-96B-1050</p>	<p><b>Process Specific Information Requirements (SIR) Data (BDE)</b>  <b>Skill Level: 1</b>                  Develop Initial Specific Information Requirements (SIR)</p>
<p><b>34-6-2015</b>  <b>Enlisted MOS: 96B</b>  <b>Individual Task(s)</b>                  301-96B-1200                  301-96B-1202                  301-A96-1152</p>	<p><b>Provide Intelligence Support to Targeting (BDE)</b>  <b>Skill Level: 1</b>                  Assist in Target Nomination                  Identify High-Value Targets                  Identify Potential Targets</p>
<p><b>Enlisted MOS: 96B</b>  <b>Individual Task(s)</b>                  301-96B-2200                  301-96B-2201</p>	<p><b>Skill Level: 2</b>                  Review High-Value Target List (HVT)                  Nominate Targets</p>
<p><b>Enlisted MOS: 96B</b>  <b>Individual Task(s)</b>                  301-96B-3203</p>	<p><b>Skill Level: 3</b>                  Coordinate Target Function(s)</p>
<p><b>Enlisted MOS: 96B</b>  <b>Individual Task(s)</b>                  301-96B-4200</p>	<p><b>Skill Level: 4</b>                  Identify Unconventional Targets in Support of Friendly Operations</p>
<p><b>Enlisted MOS: COM</b>  <b>Individual Task(s)</b>                  071-329-1019(SL2)</p>	<p><b>Skill Level: 2</b>                  Use a Map Overlay</p>
<p><b>Enlisted MOS: COM</b>  <b>Individual Task(s)</b>                  071-332-5021(SL3)</p>	<p><b>Skill Level: 3</b>                  Prepare a Situation Map</p>
<p><b>34-6-2018</b>  <b>Enlisted MOS: COM</b>  <b>Individual Task(s)</b>                  071-326-3002(SL1)                  071-329-1030(SL1)</p>	<p><b>Displace the Analysis and Control Team (ACT)</b>  <b>Skill Level: 1</b>                  React to Indirect Fire While Mounted                  Navigate From One Point on the Ground to Another Point While Mounted</p>

071-410-0002(SL1) React to Direct Fire While Mounted  
 071-710-0006(SL1) Plan Use of Night Vision Devices  
 113-637-2001(SL1) Communicate Via a Tactical Radio  
 551-88M-0005(SL1) Operate a Vehicle in a Convoy

**Enlisted MOS: COM**

**Skill Level: 2**

**Individual Task(s)**

071-329-1019(SL2) Use a Map Overlay  
 091-CLT-4029(SL2) Supervise Preventive Maintenance Checks and Services (PMCS)  
 850-001-2000(SL2) Employ Accident Prevention Measures and Risk Management Process

**Enlisted MOS: COM**

**Skill Level: 3**

**Individual Task(s)**

071-326-3013(SL3) Conduct a Tactical Road March  
 071-326-5805(SL3) Conduct a Route Reconnaissance Mission  
 071-410-0012(SL3) Conduct Occupation of an Assembly Area  
 551-88M-0001(SL3) Lead a Convoy Serial/March Unit  
 850-001-3001(SL3) Control Mission Safety Hazard

**34-6-2019**

**Emplace the Analysis and Control Team (ACT)**

**Enlisted MOS: COM**

**Skill Level: 1**

**Individual Task(s)**

052-191-1362(SL1) Camouflage Equipment  
 113-637-2001(SL1) Communicate Via a Tactical Radio

**Enlisted MOS: COM**

**Skill Level: 2**

**Individual Task(s)**

113-573-8006 Use an Automated Signal Operation Instruction (SOI)  
 850-001-2000(SL2) Employ Accident Prevention Measures and Risk Management Process

**Enlisted MOS: COM**

**Skill Level: 3**

**Individual Task(s)**

850-001-3001(SL3) Control Mission Safety Hazard

**34-6-2020**

**Produce a Reconnaissance, Intelligence, Surveillance and Target Acquisition (RISTA) Plan (BDE)**

**Enlisted MOS: 96B**

**Skill Level: 2**

**Individual Task(s)**

301-96B-2052 Develop a Reconnaissance and Surveillance (R&S) Plan

**Enlisted MOS: 96B**

**Skill Level: 3**

**Individual Task(s)**

301-96B-3052 Validate the Reconnaissance and Surveillance (R&S) Plan

**Enlisted MOS: 98G**

**Skill Level: 4**

**Individual Task(s)**

301-98G-4256 Plan Electronic Support/Electronic Attack (ES/EA) Operations

**Enlisted MOS: COM**

**Skill Level: 1**

**Individual Task(s)**

113-637-2001(SL1) Communicate Via a Tactical Radio

**Enlisted MOS: COM**

**Individual Task(s)**  
 071-329-1019(SL2)  
 850-001-2000(SL2)

**Skill Level: 2**

Use a Map Overlay  
 Employ Accident Prevention Measures and Risk Management Process

**Enlisted MOS: COM**

**Individual Task(s)**  
 071-332-5000(SL3)  
 071-332-5021(SL3)  
 850-001-3001(SL3)

**Skill Level: 3**

Prepare an Operation Overlay  
 Prepare a Situation Map  
 Control Mission Safety Hazard

**43-2-C336.34-0001**

**Conduct Company-Level Maintenance Operations [For Unit without a Maintenance Element]**

**Enlisted MOS: COM**

**Individual Task(s)**  
 091-CLT-4029(SL2)  
 850-001-2000(SL2)

**Skill Level: 2**

Supervise Preventive Maintenance Checks and Services (PMCS)  
 Employ Accident Prevention Measures and Risk Management Process

**Enlisted MOS: COM**

**Individual Task(s)**  
 850-001-3001(SL3)

**Skill Level: 3**

Control Mission Safety Hazard

**Enlisted MOS: COM**

**Individual Task(s)**  
 091-CLT-3009(SL4)  
 850-001-4001(SL4)

**Skill Level: 4**

Supervise Maintenance Operations  
 Integrate Risk Management Into Platoon

**44-3-C220.34-0001**

**Use Passive Air Defense Measures**

**Enlisted MOS: COM**

**Individual Task(s)**  
 052-191-1361(SL1)  
 052-191-1362(SL1)  
 071-326-5703(SL1)  
 071-331-0804(SL1)  
 071-331-0815(SL1)  
 113-637-2001(SL1)

**Skill Level: 1**

Camouflage Yourself and Your Individual Equipment  
 Camouflage Equipment  
 Construct Individual Fighting Positions  
 Perform Surveillance Without the Aid of Electronic Devices  
 Practice Noise, Light, and Litter Discipline  
 Communicate Via a Tactical Radio

**Enlisted MOS: COM**

**Individual Task(s)**  
 071-326-5704(SL2)  
 071-326-5705(SL2)  
 850-001-2000(SL2)

**Skill Level: 2**

Supervise Construction of a Fighting Position  
 Establish an Observation Post  
 Employ Accident Prevention Measures and Risk Management Process

**Enlisted MOS: COM**

**Individual Task(s)**  
 071-326-3013(SL3)  
 850-001-3001(SL3)

**Skill Level: 3**

Conduct a Tactical Road March  
 Control Mission Safety Hazard

**Enlisted MOS: COM**

**Individual Task(s)**  
 850-001-4001(SL4)

**Skill Level: 4**

Integrate Risk Management Into Platoon



**44-3-C221.34-0001**

**Take Active Combined Arms Air Defense Measures Against Hostile Aerial Platforms**

**Enlisted MOS: COM**

**Skill Level: 1**

**Individual Task(s)**

- 071-008-0007(SL1) Engage Targets With an M16A1 or M16A2 Rifle Using an AN/PAS-13 Series Thermal Sight
- 071-010-0006(SL1) Engage Targets With an M249 Machine Gun
- 071-022-0003(SL1) Load a Caliber .50 M2 Machine Gun
- 071-100-0003(SL1) Engage Targets With an M4 or M4A1 Carbine
- 071-100-0006(SL1) Load an M4 or M4A1 Carbine
- 071-312-4027(SL1) Load an M249 Machine Gun
- 071-313-3454(SL1) Engage Targets With a Caliber .50 M2 Machine Gun
- 071-315-2308(SL1) Engage Targets With an M16A1 or M16A2 Rifle Using a Night Vision Sight AN/PVS-4
- 071-326-0513(SL1) Select Temporary Fighting Positions
- 071-331-0804(SL1) Perform Surveillance Without the Aid of Electronic Devices
- 113-637-2001(SL1) Communicate Via a Tactical Radio

**Enlisted MOS: COM**

**Skill Level: 2**

**Individual Task(s)**

- 441-091-2000(SL2) Defend Against Air Attack (Active)
- 805C-PAD-2060(SL2) Report Casualties
- 850-001-2000(SL2) Employ Accident Prevention Measures and Risk Management Process

**Enlisted MOS: COM**

**Skill Level: 3**

**Individual Task(s)**

- 071-326-3013(SL3) Conduct a Tactical Road March
- 071-410-0019(SL3) Control Organic Fires
- 850-001-3001(SL3) Control Mission Safety Hazard

**Enlisted MOS: COM**

**Skill Level: 4**

**Individual Task(s)**

- 850-001-4001(SL4) Integrate Risk Management Into Platoon

**55-2-C324.34-0001**

**Conduct a Convoy**

**Enlisted MOS: COM**

**Skill Level: 1**

**Individual Task(s)**

- 071-329-1030(SL1) Navigate From One Point on the Ground to Another Point While Mounted
- 071-710-0006(SL1) Plan Use of Night Vision Devices
- 113-637-2001(SL1) Communicate Via a Tactical Radio
- 551-88M-0005(SL1) Operate a Vehicle in a Convoy

**Enlisted MOS: COM**

**Skill Level: 2**

**Individual Task(s)**

- 031-503-3008(SL2) Implement Mission-Oriented Protective Posture
- 071-326-5502(SL2) Issue a Fragmentary Order
- 071-326-5503(SL2) Issue a Warning Order
- 071-326-5505(SL2) Issue an Oral Operation Order
- 091-CLT-4029(SL2) Supervise Preventive Maintenance Checks and Services (PMCS)
- 850-001-2000(SL2) Employ Accident Prevention Measures and Risk Management Process

**Enlisted MOS: COM**

**Skill Level: 3**

**Individual Task(s)**

- 071-326-5805(SL3)
- 441-091-3000(SL3)
- 551-88M-0001(SL3)
- 850-001-3001(SL3)

- Conduct a Route Reconnaissance Mission
- Supervise the Implementation of Air Defense Measures
- Lead a Convoy Serial/March Unit
- Control Mission Safety Hazard

**Enlisted MOS: COM**

**Skill Level: 4**

**Individual Task(s)**

- 151-357-0001(SL4)
- 551-721-4326(SL4)
- 850-001-4001(SL4)

- Supervise CSS Functions During Platoon Operations
- Perform Duties as Convoy Commander
- Integrate Risk Management Into Platoon

**55-2-C325.34-0001**

**Receive External Sling Load Resupply**

**Enlisted MOS: COM**

**Skill Level: 2**

**Individual Task(s)**

- 850-001-2000(SL2)

- Employ Accident Prevention Measures and Risk Management Process

**Enlisted MOS: COM**

**Skill Level: 3**

**Individual Task(s)**

- 101-92Y-0002(SL3)
- 850-001-3001(SL3)

- Plan Tactical Re-Supply Operations
- Control Mission Safety Hazard

**Enlisted MOS: COM**

**Skill Level: 4**

**Individual Task(s)**

- 101-92Y-0001(SL4)
- 151-357-0001(SL4)
- 850-001-4001(SL4)

- Supervise Supply Activities
- Supervise CSS Functions During Platoon Operations
- Integrate Risk Management Into Platoon

**63-2-4006.34-01**

**Defend Convoy Elements**

**Enlisted MOS: COM**

**Skill Level: 1**

**Individual Task(s)**

- 071-004-0006(SL1)
- 071-008-0007(SL1)
- 071-010-0006(SL1)
- 071-025-0007(SL1)
- 071-030-0004(SL1)
- 071-100-0003(SL1)
- 071-311-2130(SL1)
- 071-312-3031(SL1)
- 071-313-3454(SL1)

- Engage Targets With an M9 Pistol
- Engage Targets With an M16A1 or M16A2 Rifle Using an AN/PAS-13 Series Thermal Sight
- Engage Targets With an M249 Machine Gun
- Engage Targets With an M240B Machine Gun
- Engage Targets With an MK19 Machine Gun
- Engage Targets With an M4 or M4A1 Carbine
- Engage Targets With an M203 Grenade Launcher
- Engage Targets With an M60 Machine Gun
- Engage Targets With a Caliber .50 M2 Machine Gun

**Enlisted MOS: COM**

**Skill Level: 2**

**Individual Task(s)**

- 061-283-6003(SL2)
- 071-326-0608(SL2)
- 071-329-1019(SL2)
- 081-831-0101(SL2)
- 081-831-1054(SL2)
- 101-92Y-0006(SL2)
- 551-88N-0002(SL2)
- 805C-PAD-2060(SL2)

- Adjust Indirect Fire
- Use Visual Signalling Techniques
- Use a Map Overlay
- Request Medical Evacuation
- Evacuate Casualties
- Inspect Equipment for Accountability
- Prepare for Unit Movement
- Report Casualties

**Enlisted MOS: COM**

**Skill Level: 3**

**Individual Task(s)**

071-326-3013(SL3) Conduct a Tactical Road March  
 071-410-0019(SL3) Control Organic Fires  
 551-88M-0001(SL3) Lead a Convoy Serial/March Unit  
 551-88N-0004(SL3) Coordinate Unit Movement  
 850-001-3001(SL3) Control Mission Safety Hazard

**Enlisted MOS: COM**

**Skill Level: 4**

**Individual Task(s)**

071-430-0006(SL4) Conduct a Defense by a Platoon  
 159-200-2020(SL4) Integrate Threat Capabilities Into Mission Planning  
 551-88N-0003(SL4) Plan Unit Move  
 850-001-4001(SL4) Integrate Risk Management Into Platoon

**63-2-8001.34-0001**

**Perform Deployment Alert Activities**

**Enlisted MOS: COM**

**Skill Level: 1**

**Individual Task(s)**

071-331-1004(SL1) Perform Duty as a Guard  
 301-371-1050(SL1) Implement Operations Security (OPSEC) Measures

**Enlisted MOS: COM**

**Skill Level: 2**

**Individual Task(s)**

101-92Y-0006(SL2) Inspect Equipment for Accountability, Cleanliness, and Serviceability  
 805C-PAD-2461(SL2) Maintain Accountability of Personnel (Status Report)  
 850-001-2000(SL2) Employ Accident Prevention Measures and Risk Management Process

**Enlisted MOS: COM**

**Skill Level: 3**

**Individual Task(s)**

850-001-3001(SL3) Control Mission Safety Hazard

**Enlisted MOS: COM**

**Skill Level: 4**

**Individual Task(s)**

805C-PAD-1245(SL4) Support Unit and Family Readiness Through the Army Family Team Building (AFTB) Program  
 805C-PAD-4357(SL4) Manage Subordinate Soldier's Deployment Requirements  
 850-001-4001(SL4) Integrate Risk Management Into Platoon

**63-2-8002.34-0001**

**Perform Personnel and Administrative Predeployment Activities**

**Enlisted MOS: COM**

**Skill Level: 2**

**Individual Task(s)**

850-001-2000(SL2) Employ Accident Prevention Measures and Risk Management Process

**Enlisted MOS: COM**

**Skill Level: 3**

**Individual Task(s)**

850-001-3001(SL3) Control Mission Safety Hazard

**Enlisted MOS: COM**

**Skill Level: 4**

**Individual Task(s)**

805C-PAD-1245(SL4) Support Unit and Family Readiness Through the Army Family Team Building (AFTB) Program

805C-PAD-4357(SL4) Manage Subordinate Soldier's Deployment Requirements  
 850-001-4001(SL4) Integrate Risk Management Into Platoon

**63-2-8003.34-0001**

**Perform Predeployment Training Activities**

**Enlisted MOS: COM**

**Skill Level: 2**

**Individual Task(s)**

850-001-2000(SL2)

Employ Accident Prevention Measures and Risk Management Process

**Enlisted MOS: COM**

**Skill Level: 3**

**Individual Task(s)**

850-001-3001(SL3)

Control Mission Safety Hazard

**Enlisted MOS: COM**

**Skill Level: 4**

**Individual Task(s)**

850-001-4001(SL4)

Integrate Risk Management Into Platoon

**63-2-8004.34-0001**

**Perform Predeployment Supply Activities**

**Enlisted MOS: COM**

**Skill Level: 2**

**Individual Task(s)**

850-001-2000(SL2)

Employ Accident Prevention Measures and Risk Management Process

**Enlisted MOS: COM**

**Skill Level: 3**

**Individual Task(s)**

850-001-3001(SL3)

Control Mission Safety Hazard

**Enlisted MOS: COM**

**Skill Level: 4**

**Individual Task(s)**

850-001-4001(SL4)

Integrate Risk Management Into Platoon

**63-2-8005.34-0001**

**Perform Predeployment Maintenance Activities**

**Enlisted MOS: COM**

**Skill Level: 2**

**Individual Task(s)**

091-CLT-4029(SL2)

Supervise Preventive Maintenance Checks and Services (PMCS)

850-001-2000(SL2)

Employ Accident Prevention Measures and Risk Management Process

**Enlisted MOS: COM**

**Skill Level: 3**

**Individual Task(s)**

850-001-3001(SL3)

Control Mission Safety Hazard

**Enlisted MOS: COM**

**Skill Level: 4**

**Individual Task(s)**

091-CLT-3009(SL4)

Supervise Maintenance Operations

850-001-4001(SL4)

Integrate Risk Management Into Platoon

**63-2-8006.34-0001**

**Prepare Vehicles and Equipment for Deployment**

**Enlisted MOS: COM**

**Skill Level: 2**

**Individual Task(s)**

551-88N-0002(SL2)

Prepare for Unit Movement

850-001-2000(SL2)

Employ Accident Prevention Measures and Risk Management Process

<b>Enlisted MOS: COM</b>	<b>Skill Level: 3</b>
<b>Individual Task(s)</b>	
551-88N-0004(SL3)	Coordinate Unit Movement
850-001-3001(SL3)	Control Mission Safety Hazard
<b>Enlisted MOS: COM</b>	<b>Skill Level: 4</b>
<b>Individual Task(s)</b>	
551-88N-0003(SL4)	Plan Unit Move
850-001-4001(SL4)	Integrate Risk Management Into Platoon
<b>63-2-8007.34-0001</b>	<b>Prepare Unit for Nontactical Move</b>
<b>Enlisted MOS: COM</b>	<b>Skill Level: 1</b>
<b>Individual Task(s)</b>	
071-329-1030(SL1)	Navigate From One Point on the Ground to Another Point While Mounted
551-88M-0005(SL1)	Operate a Vehicle in a Convoy
<b>Enlisted MOS: COM</b>	<b>Skill Level: 2</b>
<b>Individual Task(s)</b>	
091-CLT-4029(SL2)	Supervise Preventive Maintenance Checks and Services (PMCS)
101-92Y-0006(SL2)	Inspect Equipment for Accountability, Cleanliness, and Serviceability
191-379-4407(SL2)	Plan Convoy Security Operations
191-379-4412(SL2)	Plan Straggler Control Operations
551-88N-0002(SL2)	Prepare for Unit Movement
850-001-2000(SL2)	Employ Accident Prevention Measures and Risk Management Process
<b>Enlisted MOS: COM</b>	<b>Skill Level: 3</b>
<b>Individual Task(s)</b>	
551-88M-0001(SL3)	Lead a Convoy Serial/March Unit
551-88N-0004(SL3)	Coordinate Unit Movement
850-001-3001(SL3)	Control Mission Safety Hazard
<b>Enlisted MOS: COM</b>	<b>Skill Level: 4</b>
<b>Individual Task(s)</b>	
091-CLT-3009(SL4)	Supervise Maintenance Operations
551-721-4326(SL4)	Perform Duties as Convoy Commander
551-88N-0003(SL4)	Plan Unit Move
850-001-4001(SL4)	Integrate Risk Management Into Platoon
<b>63-2-8008.34-0001</b>	<b>Conduct Nontactical Road March</b>
<b>Enlisted MOS: COM</b>	<b>Skill Level: 1</b>
<b>Individual Task(s)</b>	
071-329-1030(SL1)	Navigate From One Point on the Ground to Another Point While Mounted
113-637-2001(SL1)	Communicate Via a Tactical Radio
551-88M-0005(SL1)	Operate a Vehicle in a Convoy
<b>Enlisted MOS: COM</b>	<b>Skill Level: 2</b>
<b>Individual Task(s)</b>	
091-CLT-4029(SL2)	Supervise Preventive Maintenance Checks and Services (PMCS)
191-376-4110(SL2)	Provide In-Transit Security
191-379-4407(SL2)	Plan Convoy Security Operations
191-379-4412(SL2)	Plan Straggler Control Operations

<p>850-001-2000(SL2)</p> <p><b>Enlisted MOS: COM</b></p> <p><b>Individual Task(s)</b></p> <p>551-88M-0001(SL3)</p> <p>850-001-3001(SL3)</p> <p><b>Enlisted MOS: COM</b></p> <p><b>Individual Task(s)</b></p> <p>091-CLT-3009(SL4)</p> <p>551-721-4326(SL4)</p> <p>850-001-4001(SL4)</p>	<p>Employ Accident Prevention Measures and Risk Management Process</p> <p><b>Skill Level: 3</b></p> <p>Lead a Convoy Serial/March Unit</p> <p>Control Mission Safety Hazard</p> <p><b>Skill Level: 4</b></p> <p>Supervise Maintenance Operations</p> <p>Perform Duties as Convoy Commander</p> <p>Integrate Risk Management Into Platoon</p>
<p><b>63-2-8009.34-0001</b></p>	
<p><b>Enlisted MOS: COM</b></p> <p><b>Individual Task(s)</b></p> <p>101-92Y-0006(SL2)</p> <p>551-88N-0002(SL2)</p> <p>850-001-2000(SL2)</p> <p><b>Enlisted MOS: COM</b></p> <p><b>Individual Task(s)</b></p> <p>551-88N-0004(SL3)</p> <p>850-001-3001(SL3)</p> <p><b>Enlisted MOS: COM</b></p> <p><b>Individual Task(s)</b></p> <p>850-001-4001(SL4)</p>	<p><b>Perform Seaport of Embarkation Activities for Deployment</b></p> <p><b>Skill Level: 2</b></p> <p>Inspect Equipment for Accountability, Cleanliness, and Serviceability</p> <p>Prepare for Unit Movement</p> <p>Employ Accident Prevention Measures and Risk Management Process</p> <p><b>Skill Level: 3</b></p> <p>Coordinate Unit Movement</p> <p>Control Mission Safety Hazard</p> <p><b>Skill Level: 4</b></p> <p>Integrate Risk Management Into Platoon</p>
<p><b>63-2-8010.34-0001</b></p>	
<p><b>Enlisted MOS: COM</b></p> <p><b>Individual Task(s)</b></p> <p>101-92Y-0006(SL2)</p> <p>551-88N-0002(SL2)</p> <p>850-001-2000(SL2)</p> <p><b>Enlisted MOS: COM</b></p> <p><b>Individual Task(s)</b></p> <p>551-88N-0004(SL3)</p> <p>850-001-3001(SL3)</p> <p><b>Enlisted MOS: COM</b></p> <p><b>Skill Level: 4</b></p> <p><b>Individual Task(s)</b></p> <p>551-88N-0003(SL4)</p> <p>850-001-4001(SL4)</p>	<p><b>Perform Aerial Port of Embarkation Activities for Deployment</b></p> <p><b>Skill Level: 2</b></p> <p>Inspect Equipment for Accountability, Cleanliness, and Serviceability</p> <p>Prepare for Unit Movement</p> <p>Employ Accident Prevention Measures and Risk Management Process</p> <p><b>Skill Level: 3</b></p> <p>Coordinate Unit Movement</p> <p>Control Mission Safety Hazard</p> <p><b>Skill Level: 4</b></p> <p>Plan Unit Move</p> <p>Integrate Risk Management Into Platoon</p>
<p><b>63-2-8011.34-0001</b></p>	
<p><b>Enlisted MOS: COM</b></p> <p><b>Individual Task(s)</b></p> <p>101-92Y-0006(SL2)</p> <p>551-88N-0002(SL2)</p> <p>850-001-2000(SL2)</p>	<p><b>Perform Aerial Port of Debarkation Activities for Deployment</b></p> <p><b>Skill Level: 2</b></p> <p>Inspect Equipment for Accountability, Cleanliness, and Serviceability</p> <p>Prepare for Unit Movement</p> <p>Employ Accident Prevention Measures and Risk Management Process</p>

<b>Enlisted MOS: COM</b>	<b>Skill Level: 3</b>
<b>Individual Task(s)</b>	
551-88N-0004(SL3)	Coordinate Unit Movement
850-001-3001(SL3)	Control Mission Safety Hazard
<b>Enlisted MOS: COM</b>	<b>Skill Level: 4</b>
<b>Individual Task(s)</b>	
850-001-4001(SL4)	Integrate Risk Management Into Platoon
<b>63-2-8012.34-0001</b>	<b>Perform Seaport of Debarkation Activities for Deployment</b>
<b>Enlisted MOS: COM</b>	<b>Skill Level: 2</b>
<b>Individual Task(s)</b>	
101-92Y-0006(SL2)	Inspect Equipment for Accountability, Cleanliness, and Serviceability
551-88N-0002(SL2)	Prepare for Unit Movement
<b>Enlisted MOS: COM</b>	<b>Skill Level: 3</b>
<b>Individual Task(s)</b>	
551-88N-0004(SL3)	Coordinate Unit Movement
<b>63-2-8013.34-0001</b>	<b>Prepare Equipment Reception Team for Tactical Road March</b>
<b>Enlisted MOS: COM</b>	<b>Skill Level: 2</b>
<b>Individual Task(s)</b>	
551-88N-0002(SL2)	Prepare for Unit Movement
850-001-2000(SL2)	Employ Accident Prevention Measures and Risk Management Process
<b>Enlisted MOS: COM</b>	<b>Skill Level: 3</b>
<b>Individual Task(s)</b>	
551-88N-0004(SL3)	Coordinate Unit Movement
<b>63-2-8014.34-0001</b>	<b>Perform Redeployment Personnel and Administrative Actions</b>
<b>Enlisted MOS: COM</b>	<b>Skill Level: 2</b>
<b>Individual Task(s)</b>	
805C-PAD-2044(SL2)	Recommend Individual for Award and/or Decoration
805C-PAD-2461(SL2)	Maintain Accountability of Personnel (Status Report)
<b>63-2-8015.34-0001</b>	<b>Perform Redeployment Training Activities</b>
<b>Enlisted MOS: COM</b>	<b>Skill Level: 2</b>
<b>Individual Task(s)</b>	
805C-PAD-2461(SL2)	Maintain Accountability of Personnel (Status Report)
<b>Enlisted MOS: COM</b>	<b>Skill Level: 4</b>
<b>Individual Task(s)</b>	
805C-PAD-1245(SL4)	Support Unit and Family Readiness Through the Army Family Team Building (AFTB) Program
<b>63-2-8016.34-0001</b>	<b>Perform Redeployment Supply Activities</b>
<b>Enlisted MOS: COM</b>	<b>Skill Level: 2</b>
<b>Individual Task(s)</b>	
091-CLT-4029(SL2)	Supervise Preventive Maintenance Checks and Services (PMCS)

<p><b>Enlisted MOS: COM</b>  <b>Individual Task(s)</b>                  091-CLT-3009(SL4)                  101-92Y-0001(SL4)</p>	<p><b>Skill Level: 4</b>                  Supervise Maintenance Operations                  Supervise Supply Activities</p>
<b>63-2-8017.34-0001</b>	
<p><b>Enlisted MOS: COM</b>  <b>Individual Task(s)</b>                  091-CLT-4029(SL2)                  850-001-2000(SL2)</p>	<p><b>Skill Level: 2</b>                  Supervise Preventive Maintenance Checks and Services (PMCS)                  Employ Accident Prevention Measures and Risk Management Process</p>
<p><b>Enlisted MOS: COM</b>  <b>Individual Task(s)</b>                  091-CLT-3009(SL4)</p>	<p><b>Skill Level: 4</b>                  Supervise Maintenance Operations</p>
<b>63-2-8018.34-0001</b>	
<p><b>Enlisted MOS: COM</b>  <b>Individual Task(s)</b>                  091-CLT-4029(SL2)                  101-92Y-0006(SL2)                  850-001-2000(SL2)</p>	<p><b>Skill Level: 2</b>                  Supervise Preventive Maintenance Checks and Services (PMCS)                  Inspect Equipment for Accountability, Cleanliness, and Serviceability                  Employ Accident Prevention Measures and Risk Management Process</p>
<p><b>Enlisted MOS: COM</b>  <b>Individual Task(s)</b>                  091-CLT-3009(SL4)</p>	<p><b>Skill Level: 4</b>                  Supervise Maintenance Operations</p>
<b>63-2-8019.34-0001</b>	
<p><b>Enlisted MOS: COM</b>  <b>Individual Task(s)</b>                  091-CLT-4029(SL2)                  101-92Y-0004(SL2)                  101-92Y-0005(SL2)                  101-92Y-0006(SL2)                  850-001-2000(SL2)</p>	<p><b>Skill Level: 2</b>                  Supervise Preventive Maintenance Checks and Services (PMCS)                  Enforce Property Accountability Policies                  Enforce Compliance With Property Accountability Policies                  Inspect Equipment for Accountability, Cleanliness, and Serviceability                  Employ Accident Prevention Measures and Risk Management Process</p>
<p><b>Enlisted MOS: COM</b>  <b>Individual Task(s)</b>                  850-001-3001(SL3)</p>	<p><b>Skill Level: 3</b>                  Control Mission Safety Hazard</p>
<p><b>Enlisted MOS: COM</b>  <b>Individual Task(s)</b>                  091-CLT-3009(SL4)                  850-001-4001(SL4)</p>	<p><b>Skill Level: 4</b>                  Supervise Maintenance Operations                  Integrate Risk Management Into Platoon</p>
<b>63-2-8020.34-0001</b>	
<p><b>Enlisted MOS: COM</b>  <b>Individual Task(s)</b>                  091-CLT-4029(SL2)                  850-001-2000(SL2)</p>	<p><b>Skill Level: 2</b>                  Supervise Preventive Maintenance Checks and Services (PMCS)                  Employ Accident Prevention Measures and Risk Management Process</p>



<p><b>Enlisted MOS: COM</b>  <b>Individual Task(s)</b>                      551-88N-0004(SL3)                      850-001-3001(SL3)</p>	<p><b>Skill Level: 3</b>                      Coordinate Unit Movement                      Control Mission Safety Hazard</p>
<p><b>Enlisted MOS: COM</b>  <b>Individual Task(s)</b>                      091-CLT-3009(SL4)                      850-001-4001(SL4)</p>	<p><b>Skill Level: 4</b>                      Supervise Maintenance Operations                      Integrate Risk Management Into Platoon</p>
<p><b>63-2-8021.34-0001</b></p>	
<p><b>Enlisted MOS: COM</b>  <b>Individual Task(s)</b>                      101-92Y-0006(SL2)                      551-88N-0002(SL2)                      850-001-2000(SL2)</p>	<p><b>Skill Level: 2</b>                      Inspect Equipment for Accountability, Cleanliness, and Serviceability                      Prepare for Unit Movement                      Employ Accident Prevention Measures and Risk Management Process</p>
<p><b>Enlisted MOS: COM</b>  <b>Individual Task(s)</b>                      551-88N-0004(SL3)                      850-001-3001(SL3)</p>	<p><b>Skill Level: 3</b>                      Coordinate Unit Movement                      Control Mission Safety Hazard</p>
<p><b>Enlisted MOS: COM</b>  <b>Individual Task(s)</b>                      850-001-4001(SL4)</p>	<p><b>Skill Level: 4</b>                      Integrate Risk Management Into Platoon</p>
<p><b>63-2-8022.34-0001</b></p>	
<p><b>Enlisted MOS: COM</b>  <b>Individual Task(s)</b>                      091-CLT-4029(SL2)                      101-92Y-0004(SL2)                      101-92Y-0005(SL2)                      101-92Y-0006(SL2)</p>	<p><b>Skill Level: 2</b>                      Supervise Preventive Maintenance Checks and Services (PMCS)                      Enforce Property Accountability Policies                      Enforce Compliance With Property Accountability Policies                      Inspect Equipment for Accountability, Cleanliness, and Serviceability</p>
<p><b>63-2-8023.34-0001</b></p>	
<p><b>Enlisted MOS: COM</b>  <b>Individual Task(s)</b>                      101-92Y-0006(SL2)                      551-88N-0002(SL2)                      850-001-2000(SL2)</p>	<p><b>Skill Level: 2</b>                      Inspect Equipment for Accountability, Cleanliness, and Serviceability                      Prepare for Unit Movement                      Employ Accident Prevention Measures and Risk Management Process</p>
<p><b>Enlisted MOS: COM</b>  <b>Individual Task(s)</b>                      551-88N-0004(SL3)                      850-001-3001(SL3)</p>	<p><b>Skill Level: 3</b>                      Coordinate Unit Movement                      Control Mission Safety Hazard</p>
<p><b>Enlisted MOS: COM</b>  <b>Individual Task(s)</b>                      850-001-4001(SL4)</p>	<p><b>Skill Level: 4</b>                      Integrate Risk Management Into Platoon</p>

**63-2-8024.34-0001**

**Perform Demobilization Station Activities**

**Enlisted MOS: COM**

**Skill Level: 2**

**Individual Task(s)**

- 101-92Y-0004(SL2) Enforce Property Accountability Policies
- 101-92Y-0006(SL2) Inspect Equipment for Accountability, Cleanliness, and Serviceability
- 551-88N-0002(SL2) Prepare for Unit Movement
- 805C-PAD-2461(SL2) Maintain Accountability of Personnel (Status Report)

**Enlisted MOS: COM**

**Skill Level: 3**

**Individual Task(s)**

- 551-88N-0004(SL3) Coordinate Unit Movement

**Enlisted MOS: COM**

**Skill Level: 4**

**Individual Task(s)**

- 551-88N-0003(SL4) Plan Unit Move

**63-2-8025.34-0001**

**Conduct Integration Activities**

**Enlisted MOS: COM**

**Skill Level: 1**

**Individual Task(s)**

- 113-637-2001(SL1) Communicate Via a Tactical Radio

**Enlisted MOS: COM**

**Skill Level: 2**

**Individual Task(s)**

- 805C-PAD-2461(SL2) Maintain Accountability of Personnel (Status Report)

**Enlisted MOS: COM**

**Skill Level: 4**

**Individual Task(s)**

- 151-357-0002(SL4) Coordinate Combat Service Support (CSS) Operations
- 159-200-2020(SL4) Integrate Threat Capabilities Into Mission Planning.

**63-2-8026.34-0001**

**Conduct Staging Activities**

**Enlisted MOS: COM**

**Skill Level: 1**

**Individual Task(s)**

- 071-331-0815(SL1) Practice Noise, Light, and Litter Discipline

**Enlisted MOS: COM**

**Skill Level: 2**

**Individual Task(s)**

- 805C-PAD-2461(SL2) Maintain Accountability of Personnel (Status Report)

**63-2-8027.34-0001**

**Plan Unit Mobilization in a Peacetime Environment**

**Enlisted MOS: COM**

**Skill Level: 2**

**Individual Task(s)**

- 551-88N-0002(SL2) Prepare for Unit Movement
- 850-001-2000(SL2) Employ Accident Prevention Measures and Risk Management Process

**Enlisted MOS: COM**

**Skill Level: 3**

**Individual Task(s)**

- 551-88N-0004(SL3) Coordinate Unit Movement

**Enlisted MOS: COM**

**Skill Level: 4**

**Individual Task(s)**

- 551-88N-0003(SL4) Plan Unit Move

850-001-4001(SL4)	Integrate Risk Management Into Platoon
<b>63-2-8029.34-0001</b>	<b>Plan Unit Redeployment</b>
<b>Enlisted MOS: COM</b>	<b>Skill Level: 2</b>
<b>Individual Task(s)</b>	
850-001-2000(SL2)	Employ Accident Prevention Measures and Risk Management Process
<b>Enlisted MOS: COM</b>	<b>Skill Level: 3</b>
<b>Individual Task(s)</b>	
551-88N-0004(SL3)	Coordinate Unit Movement
850-001-3001(SL3)	Control Mission Safety Hazard
<b>Enlisted MOS: COM</b>	<b>Skill Level: 4</b>
<b>Individual Task(s)</b>	
551-88N-0003(SL4)	Plan Unit Move
850-001-4001(SL4)	Integrate Risk Management Into Platoon
<b>71-3-C231.34-0001</b>	<b>Perform Risk Management Procedures</b>
<b>Enlisted MOS: COM</b>	<b>Skill Level: 2</b>
<b>Individual Task(s)</b>	
850-001-2000(SL2)	Employ Accident Prevention Measures and Risk Management Process
<b>Enlisted MOS: COM</b>	<b>Skill Level: 3</b>
<b>Individual Task(s)</b>	
850-001-3001(SL3)	Control Mission Safety Hazard
<b>Enlisted MOS: COM</b>	<b>Skill Level: 4</b>
<b>Individual Task(s)</b>	
850-001-4001(SL4)	Integrate Risk Management Into Platoon
<b>71-3-C232.34-0001</b>	<b>Maintain Operations Security</b>
<b>Enlisted MOS: COM</b>	<b>Skill Level: 1</b>
<b>Individual Task(s)</b>	
052-191-1361(SL1)	Camouflage Yourself and Your Individual Equipment
052-191-1362(SL1)	Camouflage Equipment
071-331-0815(SL1)	Practice Noise, Light, and Litter Discipline
113-637-2001(SL1)	Communicate Via a Tactical Radio
301-371-1050(SL1)	Implement Operations Security (OPSEC) Measures
<b>Enlisted MOS: COM</b>	<b>Skill Level: 3</b>
<b>Individual Task(s)</b>	
052-195-3066(SL3)	Direct Construction of Nonexplosive Obstacles
551-88M-0001(SL3)	Lead a Convoy Serial/March Unit
<b>Enlisted MOS: COM</b>	<b>Skill Level: 4</b>
<b>Individual Task(s)</b>	
551-721-4326(SL4)	Perform Duties as Convoy Commander



## Chapter 3

# Mission Outlines / Training Plans

**3-1. General.** The mission outline illustrates the relationships between the missions and their supporting tasks. The outline provides the trainer a diagram of the unit mission, examples of FTXs and STXs, and the collective tasks that compose them.

**3-2. Long-Range Planning.** Long-range planning allows commanders to provide timely input to the Army's various training resource systems and to provide a general direction for the training programs. The long-range plan consists of a calendar covering the planning period and the commander's formal guidance. To develop a long-range plan, the commander must first develop the unit's METL and conduct a training assessment. These two actions are the two principal inputs at the beginning of the planning process. FM 7-0, FM 7-1, and other manuals provide guidance on developing a unit's METL.

a. Develop unit METL. The first step in developing a METL is analyzing all specified and implied missions and other guidance. Next, the unit's wartime mission is restated. After analyzing the unit's missions and external directives, a list of tasks is identified that must be accomplished if the unit is to successfully accomplish its wartime mission. Subordinate commanders and key NCOs participate in selecting the tasks. The task list is developed using the missions contained in chapter 2 of the MTP, missions assigned to the company by contingency plans, and missions directed by higher headquarters' guidance. The commander reviews the task list and selects tasks essential to the unit's wartime mission. The selected tasks are forwarded to the next higher headquarters for approval. The tasks selected are the unit's METL (figure 3-1).

b. Establish training objectives. After the METL is identified, the commander establishes training objectives. The training objectives are conditions and standards that describe the situation or environment and ultimate outcome criteria the unit must meet to successfully perform the tasks. Training objectives and standards for the METL can be obtained from the MTP, STP, higher headquarters command guidance, and local SOP.

c. Conduct training assessment. The training assessment is the commander's continuous comparison of the unit's current proficiency with the proficiency required to fight and win on the battlefield. The commander, his staff, and subordinate commanders assess the organization's current proficiency on mission-essential tasks against the required standard. The commander then indicates the current proficiency by rating each task as "T" (Trained), "P" (Practice Needed), "U" (Untrained), or "?" (Unknown). The outcome of the training assessment identifies the unit's training requirements (table 3-1).

<b>(1) INTELLIGENCE.</b>
1. Develop intelligence estimates.
<b>(2) MANEUVER.</b>
1. Perform advance and quartering party activities.
2. Establish company command post.
3. Coordinate movement of subordinate elements.
4. Supervise establishment of subordinate elements and company headquarters.
5. Establish logistics operations centers and administrative areas.
<b>(3) MOBILITY AND SURVIVABILITY.</b>
1. Supervise operations security program.
2. Supervise nuclear, biological, and chemical (NBC) defense operations.
<b>(4) COMBAT SERVICE SUPPORT (CSS).</b>
1. Coordinate internal logistics.
2. Combat battlefield stress.
3. Perform risk management procedures.
4. Provide personnel service support.
5. Provide administrative service support.
6. Conduct command religious support program.
<b>(5) COMMAND AND CONTROL (C2).</b>
1. Conduct mission analysis.
2. Conduct intelligence preparation of the battlefield.
3. Formulate feasible courses of action (battalion intelligence officer/battalion operations officer (S2/S3) section).
4. Provide intelligence support (S2/S3 section).
5. Develop personnel estimate (adjutant (S1) section).
6. Develop logistics estimate.
7. Develop support operations estimate.
8. Develop supporting commander's operations estimate. Conduct hasty risk management (general assessment to support estimate).
9. Prepare OPLAN/OPORD and annexes. Conduct deliberate risk management (detailed assessment to support OPLAN/OPORD).
10. Develop road movement order.
11. Develop occupation plan.
12. Plan battalion area tactical operations.
13. Plan rear area operations.
14. Establish communications.
15. Maintain communications.
16. Provide command and control.
17. Operate base cluster operations.
18. Direct response to threat actions.
19. Direct area damage control operations.

Figure 3-1. Example of a Battalion METL

<b>Table 3-1. Sample Commander's Training Assessment</b>								
	<b>Current Training Status Battlefield Operating Systems</b>							<b>Training Strategy</b>
	Intelligence	Maneuver	Fire Support	Mobility & Survivability	Air Defense	Combat Service Support	Command & Control (C2)	Overall
<b>Mission-Essential Tasks</b>								
Supervise operations security program	P	T	P	P	T	U	U	P
Coordinate internal logistics	P	T	T	P	U	T	T	T
Conduct mission analysis	U	P	T	T	T	P	T	T
Conduct intelligence preparation of the battlefield	?	U	?	?	?	?	?	?
Legend: T - Trained    P - Practice Needed    U - Untrained    ? - Status Unknown								

d. Develop training strategy and commander's guidance. The training strategy is developed using the outcome from the training assessment. With the training strategy, the commander and his staff establish training priorities by determining the minimum frequency each mission essential task will be trained during the upcoming planning period. It includes the commander's guidance, which incorporates the commander's training vision. To develop unit goals, the commander must—

- (1) Review higher commander's goals.
- (2) Spell out in real-world terms what his unit will do to comply with the goals of higher commanders.
- (3) List in broad terms his own goals for the unit. Figure 3-2 provides a sample of battalion goals.

- Attain and sustain proficiency in all MTP missions.
- Maintain a 90 percent operational readiness (OR) rate.
- Attain and sustain a 100 percent crew qualification.

**Figure 3-2. Example of Unit Goals**

e. Establish training priorities. Priorities are established for training METL tasks based on training status, the criticality of the task, and the relative training emphasis the task should receive. Table 3-2 provides a sample training priority list.

<b>Table 3-2. Example of a Training Priority List</b>		
<b>Task</b>	<b>Source</b>	<b>Training Priority</b>
Conduct Mission Analysis	MTP	2
Formulate Feasible Courses of Action	MTP	3
Develop Intelligence Estimate	MTP	4
Develop Personnel Estimate	MTP	5
Command and Control	MTP	1

f. Prepare long-range planning calendar. The long-range planning calendar is the coordinating tool for long-range planning. It is structured by long-range training events to identify periods available for training mission-essential tasks. The long-range planning calendar projects training events and activities of the unit for the upcoming 12 to 18 months. To prepare a long-range calendar, perform the following steps:

- (1) Select training events and activities to train the missions. At company level, the commander must choose events that will enable him to achieve his goals.
- (2) Assign time for subordinate platoons to train. Platoon leaders must be allowed to develop their training programs in support of the company training program.
- (3) Examine various training alternatives to make optimum use of the training support available to the unit. Available training resources must be compared against higher headquarters directed training events, battalion-directed training events, and subordinate-level projected training events.
- (4) Obtain logistical approval of long-range plans from the unit supply officer (S4).
- (5) Issue guidance. Training guidance is issued to the staff and subordinate units with the long-range training calendar. This training guidance supplements the long-range training calendar and generally includes—
  - (a) Training policies.
  - (b) Types of mandatory training.
  - (c) Training resource guidance.
  - (d) Quotas for centralized training (schools).
  - (e) Training goals.

**3-3. Short-Range Planning.** A short-range plan is prepared to address the immediate future (3 months). Short-range planning develops specific training objectives based on the goals and guidance prepared during long-range planning. The short-range plan adds more detail and may modify the long-range plan based on current assessments. Prepare the short-range plan using the following steps:

- a. Review the training program, current unit proficiency, resources, and training environment.
  - (1) Review the training program described in the long-range planning process. This review determines if assessments made during long-range planning are still valid.
  - (2) Review previous short-range planning calendars for training accomplished, training pre-empted, and lessons learned.
  - (3) Review current unit proficiency to update priorities.
  - (4) Review resources to determine if it is still possible to execute the program described on the long-range planning calendar.
  - (5) Review training environment again in this phase of planning because it takes on added importance as training events and activities approach. Factors that affect the training environment and that collectively impact on the training program are—
    - (a) Personnel assigned.
    - (b) Personnel turbulence.
    - (c) Morale.
    - (d) Education programs.
    - (e) Mandatory training.
    - (f) Visits, inspections, and tests.
    - (g) Supplies and equipment.
    - (h) Nonmission-related activities.
    - (i) Other programs.
- b. Develop a detailed plan of action for short-range training plans. Prepare the detailed plan of action using the following method:
  - (1) Examine events scheduled on the long-range training plan to determine if they are still valid.
  - (2) Transfer valid events to a short-range training/planning calendar.
  - (3) Determine desired outcomes for scheduled events.



- (4) Analyze missions to determine related individual, leader, and collective tasks.
- (5) Identify any weaknesses. Select tasks to correct these identified weaknesses and to sustain selected individual, leader, and unit strengths, as necessary.
- (6) Select the specific training objectives for missions and tasks to be trained. The T&EOs in chapter 5 provide the commander with the training objectives.
- (7) Prepare a short-range training planning calendar or 3 monthly schedules. The short-range training planning calendar provides a detailed plan of action for the specified period.
- (8) Review short-range plans with higher HQ.
- (9) Issue guidance. This guidance specifically addresses how training will be accomplished.

**3-4. Near-Term Planning.** The final phase of planning is the execution of training. Using the short-range plan, prepare weekly training schedules.

- a. Review the training program, unit proficiency, resources, and training environment. As in long-range and short-range planning, this review determines if previous assessments are still valid.
- b. Finalize plans based upon the review of the training program. Determine the best sequence for training tasks, and complete the final coordination of the training events and activities.
- c. Prepare trainers, observer/controllers (OCs), opposing force (OPFOR), and support personnel to know what is being trained, why it is being trained, and what their role in the training will be.

**3-5. Developing Training Exercises.** This section provides general procedures for the company leadership to use for FTX preparation and for the company supporting STXs. Exercise plans are normally prepared during preparation of the short-range plan. Prepare the exercises using the following method:

- a. Select missions and tasks for training. This was accomplished during the development of the long-range plan and refined during the development of the short-range plan.
- b. Select site. Confirm selection of a training area.
- c. Develop scenario. After missions and tasks are selected, prepare a detailed scenario for the exercise.
  - (1) List the missions, tasks, and events in the preferred sequence of occurrence.
  - (2) Identify events necessary for the control of the exercise. These events would normally include issuance of orders, AARs, and any other administrative or logistics action necessary to conduct the exercise.
  - (3) Prepare the exercise overlays, which show the sequence of actions and terrain to be used for each event.
  - (4) Determine the estimated time for each event using the overlay and scenario. The total time is determined to ensure that the scenario can be completed in the time allocated for the exercise.
- d. Select OCs and OPFOR. OCs and OPFOR are normally required for every FTX and STX when multiple integrated laser engagement simulation (MILES) is used. It is difficult for a company to provide these from its own resources. When OCs and OPFOR must be provided from within the company, unit leaders may have to serve as the OCs for their units, and the OPFOR may be selected from personnel within the unit who are nonessential for attaining the exercise objectives. Ideally, higher headquarters should provide OCs and OPFOR.
- e. Prepare the control plan. Control plans are developed to coordinate the actions of the training units, OPFOR, and OCs. The scenario is used and a detailed control plan is prepared. The control plan consists of—
  - (1) Detailed schedules of OPFOR actions.
  - (2) Detailed instructions for the OPFOR.
  - (3) Detailed schedule of unit activities.
  - (4) OPORDs and fragmentary orders (FRAGOs) for friendly units. Normally, friendly unit actions are controlled through the issuance of OPORDs and FRAGOs.
- f. Prepare the evaluation plan. All training is evaluated, either internally or externally. The evaluation plan identifies the tasks to be evaluated, by whom, and at what time. The evaluation will consist of—
  - (1) Specific instructions for the OCs.

- (2) A sequential list of T&EOs to be evaluated by each OC.
- (3) Detailed time schedules for evaluation and AARs.

**3-6. Mission Outline.** Because unit training is mission oriented, the mission outline shows how task training contributes to the unit's ability to perform its missions. The mission outline, table 3-3, provides the commander with a visual outline of a unit mission that facilitates training planning and management.

<b>Table 3-3. Direct Support Military Intelligence Company (Digitized) Mission Outline: Provide Intelligence Support FTX: Conduct Platoon Operations (34-2-E0001)</b>	
<b><i>STX 34-3-E0009—Provide Intelligence</i></b>	
Prepare the Trojan Spirit for Deployment	34-4-1200
Establish an Operational All Source Analysis System	34-4-0601
Establish the Trojan Spirit Operational Site	34-4-1201
Establish the Radar Site	34-5-0003
Prepare the Repeater for Operation (IREMBASS)	34-4-0023
Prepare the Trojan Spirit for Operation	34-4-1202
Emplace Antenna Group	34-4-0008
Emplace the Repeater for Operation (IREMBASS)	34-4-0024
Establish the Common Ground Station Site	34-5-0050
Provide Intelligence Support to Targeting	34-6-2015
Emplace the Analysis and Control Team	34-6-2019
Conduct Common Ground Station Pre-Mission Activities	34-5-0051
Conduct Intelligence Preparation of the Battlefield	34-6-2003
Produce a Reconnaissance, Intelligence, Surveillance and Target Acquisition Plan (BDE)	34-6-2020
Conduct All Source Analysis System Operations	34-4-0602
Employ Improved Remotely Monitored Battlefield Sensor System	34-4-0022
Conduct Common Ground Station Mission Activities	34-5-0052
Displace the Analysis and Control Team	34-6-2018
Produce Intelligence Products	34-6-2004
Conduct Search with Radar	34-5-0004
Process Specific Information Requirements Data	34-6-2013
Conduct All Source Analysis System Operations	34-4-0605
Recover the Repeater (IREMBASS)	34-4-0025
Recover the Sensors (IREMBASS)	34-4-0026
Process Captured Documents and Equipment	19-3-3105.34-0001
Execute Tactical Unmanned Aerial Vehicle Platoon Operations	34-3-9031
Establish an Operational All Source Analysis System Remote Workstation After a Move	34-4-0604
Collaborate Analysis with Supporting Theater and National Intelligence Agencies Through JWICS and SIPRNET	34-4-1205

<b>Table 3-3. Direct Support Military Intelligence Company (Digitized) Mission Outline: Provide Intelligence Support FTX: Conduct Platoon Operations (34-2-E0001)</b>	
Perform Tactical Unmanned Aerial Vehicle Airspace Coordination and Control	34-4-1012
Perform Tactical Unmanned Aerial Vehicle Flight/Mission Operations	34-4-1013
Request Theater and National Collection Support Through JWICS and SIPRNET	34-4-1203
Access National and Higher Echelon Intelligence Databases Through JWICS and SIPRNET	34-4-1204
Conduct Intelligence Preparation of the Battlefield (IPB) in Support of Urban Operations (BDE)	34-6-2002
<b>STX—Deploy and Redeploy (34-3-E0010)</b>	
Perform Deployment Alert Activities	63-2-8001.34-0001
Perform Personnel and Administrative Predeployment Activities	63-2-8002.34-0001
Perform Predeployment Training Activities	63-2-8003.34-0001
Prepare Vehicles and Equipment for Deployment	63-2-8006.34-0001
Perform Aerial Port of Embarkation Activities for Deployment	63-2-8010.34-0001
Perform Aerial Port of Debarkation Activities for Deployment	63-2-8011.34-0001
Conduct Staging Activities	63-2-8026.34-0001
Plan Unit Redeployment	63-2-8029.34-0001
Perform Redeployment Personnel and Administrative Actions	63-2-8014.34-0001
Perform Redeployment Training Activities	63-2-8015.34-0001
Prepare Vehicles and Equipment for Redeployment	63-2-8018.34-0001
Perform Aerial Port of Embarkation Activities for Redeployment	63-2-8020.34-0001
Perform Aerial Port of Debarkation Activities for Redeployment	63-2-8021.34-0001
Prepare the Common Ground Station for Redeployment	34-5-0054
Displace the Analysis and Control Team	34-6-2018
Conduct Common Ground Station Post-Mission Activities	34-5-0053
Prepare the All Source Analysis System for Redeployment	34-4-0600
Emplace the Tactical Unmanned Aerial Vehicle Launch and Recovery Site	34-4-1010
Emplace the Tactical Unmanned Aerial Vehicle Forward Control Site	34-4-1011
Perform Predeployment Supply Activities	63-2-8004.34-0001
Perform Predeployment Maintenance Activities	63-2-8005.34-0001
Perform Deployment Alert Activities	63-2-8001.34-0001
Prepare the All Source Analysis System Remote Workstation for Redeployment	34-4-0603
Perform Seaport of Debarkation Activities for Deployment	63-2-8012.34-0001
Perform Seaport of Embarkation Activities for Redeployment	63-2-8019.34-0001
Perform Home Station Activities	63-2-8022.34-0001
Perform Seaport of Debarkation Activities for Redeployment	63-2-8023.34-0001

<b>Table 3-3. Direct Support Military Intelligence Company (Digitized) Mission Outline: Provide Intelligence Support FTX: Conduct Platoon Operations (34-2-E0001)</b>	
Perform Demobilization Station Activities	63-2-8024.34-0001
Conduct Integration Activities	63-2-8025.34-0001
Plan Unit Mobilization in a Peacetime Environment	63-2-8027.34-0001
Perform Seaport of Embarkation Activities for Deployment	63-2-8009.34-0001
<b><i>STX—Protect the Force (34-3-E0011)</i></b>	
Perform Risk Management Procedures	71-3-C231.34-0001
Use Passive Air Defense Measures	44-3-C220.34-0001
Establish Unit Defense	07-3-C219.34-0001
Prepare for Operations Under Nuclear, Biological, and Chemical Conditions	03-3-C201.34-0001
Take Active Combined Arms Air Defense Measures Against Hostile Aerial Platforms	44-3-C221.34-0001
Respond to a Chemical Attack	03-3-C203.34-0001
Prepare for a Nuclear Attack	03-3-C206.34-0001
Prepare for a Friendly Nuclear Strike	03-3-C205.34-0001
Cross a Radiologically Contaminated Area	03-3-C208.34-0001
React to Smoke Operations	03-3-C209.34-0001
Respond to the Initial Effects of a Nuclear Attack	03-3-C223.34-0001
Respond to the Residual Effects of a Nuclear Attack	03-3-C222.34-0001
Cross a Chemically Contaminated Area	03-3-C226.34-0001
Conduct Operational Decontamination	03-3-C224.34-0001
Construct Wire Entanglements	05-3-0301.34-0001
Construct a Protective Obstacle	05-3-C230.34-0001
Combat Battlefield Stress	12-3-C215.34-0001
Handle Enemy Prisoners of War	19-3-3106.34-0001
Disable Critical Equipment/Material	05-3-0210.34-0001
Conduct a Chemical Survey	03-2-C310.34-0001
Conduct Thorough Decontamination Operations	03-2-C312.34-0001
Conduct Chemical Reconnaissance	03-3-C225.34-0001
Maintain Operations Security	71-3-C232.34-0001
Camouflage Vehicles and Equipment	05-2-C301.34-0001
Prepare Crew-Served Weapons Fighting Positions	05-5-0302.34-0001
Establish Company Defensive Position	07-2-C314.34-0001
Defend Unit Position	07-3-C212.34-0001
Treat Casualties	08-2-0003.34-0001
Transport Casualties	08-2-C316.34-0001
Conduct Battlefield Stress Reduction and Prevention Procedures	08-2-R303.34-0001
Perform Field Sanitation Functions	08-2-R315.34-0001

<b>Table 3-3. Direct Support Military Intelligence Company (Digitized) Mission Outline: Provide Intelligence Support FTX: Conduct Platoon Operations (34-2-E0001)</b>	
Execute Actions on Contact	17-3-1021.34-0001
Establish Surveillance Site (Dismounted)	07-5-1111.34-0001
<b>STX—Communicate (34-3-E0012)</b>	
Establish the Trojan Spirit Operational Site	34-4-1201
Establish and Operate a Single Channel Voice Radio Network	11-3-C302.34-0001
Install/Operate/Maintain a Single Channel Voice Radio Network	11-5-0102.34-0001
Establish an Operational All Source Analysis System	34-4-0601
Install/Operate/Maintain a Single Channel Ground and Airborne Radio System (SINCGARS) Frequency Hopping (FH) Network	11-3-1102.34-0001
Conduct All Source Analysis System Operations	34-4-0602
Prepare the Trojan Spirit for Operation	34-4-1202
Establish and Operate a SINCGARS System	11-2-C302.34-0001
Operate/Maintain/Troubleshoot Platform with Applique, EPLRS, Precision Lightweight GPS Receiver (PLGR) and SINCGARS System Improvement Program	11-5-0202.34-0001
Operate/Maintain/Troubleshoot Platform with Applique, Precision Lightweight (GPS) Receiver and SINCGARS System Improvement Program (SIP)	11-5-0201.34-0001
<b>STX—Conduct Movement (34-3-E0013)</b>	
Defend Convoy Elements	63-2-4006.34-0001
Prepare Unit for Nontactical Move	63-2-8007.34-0001
Conduct a Convoy	55-2-C324.34-0001
Use Passive Air Defense Measures	44-3-C220.34-0001
Conduct Nontactical Road March	63-2-8008.34-0001
Occupy Assembly Area	07-3-C228.34-0001
Prepare Equipment Reception Team for Tactical Road March	63-2-8013.34-0001
Perform a Tactical Road March	07-3-C227.34-0001
Perform Passage of Lines	07-3-C229.34-0001
Move Tactically	07-3-C211.34-0001
Move Tactically (Dismounted)	07-5-1107.34-0001
Cross Danger Area	07-5-1108.34-0001
Cross Water Obstacle	07-5-1109.34-0001
Displace From the Unmanned Aerial Vehicle Launch and Recovery Site	34-4-1015
Displace From the Tactical Unmanned Aerial Vehicle Forward Control Site	34-4-1016
Break Contact	34-5-1117

<b>Table 3-3. Direct Support Military Intelligence Company (Digitized) Mission Outline: Provide Intelligence Support FTX: Conduct Platoon Operations (34-2-E0001)</b>	
<b><i>STX—Sustain, Maintain, and Resupply (34-3-E0014)</i></b>	
Take Active Combined Arms Air Defense Measures Against Hostile Aerial Platforms	44-3-C221.34-0001
Monitor Platoon Operational Status	34-3-0001
Perform Unit Graves Registration (GRREG) Operations	10-2-C318.34-0001
Provide Company Supply Support	10-2-C320.34-0001
Maintain Troop Morale and Combat Capability	12-2-C338.34-0001
Maintain Platoon Strength	12-3-C216.34-0001
Receive Airdrop Resupply	10-2-C319.34-0001
Conduct Company-Level Maintenance Operations (For a Unit Without a Maintenance Element)	43-2-C336.34-0001
Receive External Sling Load Resupply	55-2-C325.34-0001
Perform Redeployment Supply Activities	63-2-8016.34-0001
Perform Redeployment Maintenance Activities	63-2-8017.34-0001
Conduct Assembly Area Activities	17-2-2000.34-0001
Perform Tactical Unmanned Aerial Vehicle System Maintenance	34-4-1014
<b><i>STX—Command and Control (34-3-E0015)</i></b>	
Execute Direct Support Military Intelligence Company Operations	34-2-9001
Monitor Platoon Operational Status	34-3-0001
Employ Security Measures	34-6-0405
Execute Operation's Platoon Operations	34-3-9002
Disseminate Combat Information and Intelligence	34-6-2005
Direct Intelligence Operations	34-6-2009
Maintain the Current Enemy Situation	34-6-2010
Supervise Intelligence Operations	34-6-2012
Maintain Company Strength	12-2-C321.34-0001
Operate the Company Command Post	17-2-3808.34-0002
Conduct Troop-Leading Procedures	17-3-0065.34-0001
Execute Ground Surveillance Radar Platoon Operations	34-3-9021

## Chapter 4 Training Exercise

**4-1. General.** Training exercises are used to train and practice the performance of collective tasks. This MTP contains a sample situational training exercise (STX). It is designed to assist in developing, sustaining, and evaluating the unit's mission proficiency. Table 4-1 lists an example of an STX by title, exercise number, and page number.

<b>Table 4-1. Situational Training Exercise</b>		
<i>Title</i>	<i>Exercise Number</i>	<i>Page</i>
Conduct Movement	STX 34-3-E0013	4-1

**4-2. Situational Training Exercise.** STXs are short, scenario-driven, mission-oriented, tactical exercises that train a group of closely related collective tasks. The STX provides the information for training the tasks that make up the critical wartime mission. The STX fulfills the following important functions:

- a. Provides repetitive training on the missions.
- b. Allows the unit commander to focus training on identified weaknesses.
- c. Allows the unit to practice the collective tasks before conducting a higher echelon FTX.
- d. Saves time by providing most of the information needed to develop a vehicle for training.

<b>Military Intelligence Platoon STX 34-3-E0013 (Conduct Movement)</b>
<p>1. Objective. This example of an STX trains individual, collective, and leader tasks in the unit. It is used for internal and external evaluations.</p> <p>2. Interface. This STX supports the company FTX 34-2-E0001, Conduct Company Operations.</p> <p>3. Training.</p> <ol style="list-style-type: none"> <li>a. Guidance. The trainer should review the individual, collective, and leader tasks performed during the STX, then determine which tasks may require initial or refresher training.           <ol style="list-style-type: none"> <li>(1) Individual training. Individual training should be soldier's manual tasks required to support this STX. The individual-to-collective task listing in chapter 2 should be used as a source for these individual tasks. Training should be hands-on and performance-oriented. During training, leaders assess soldiers' proficiency by evaluating task performance against the soldiers' manual standards, and provide feedback to the soldier. The individual training and evaluation program includes things such as common task tests and commander's evaluations.</li> <li>(2) Collective training. Collective training should be based on the collective tasks required for the STX. Battle/crew drills and STXs are key tools for squad and platoon collective training. As with individual tasks, drills should be trained to standard with feedback provided as required. Collective tasks that could support this STX and mission, as well as other missions, are included in the collective task to missions listing in chapter 2 and the Conduct Movement outline in chapter 3.</li> </ol> </li> </ol>

**Military Intelligence Platoon**  
**STX 34-3-E0013 (Conduct Movement)**

(3) Leader training. Leader training should include the leader tasks required for the exercise as well as the individual tasks. Leader tasks are trained in the same manner as stated in paragraph 3(1) or by one or all of the following methods:

(a) Classroom discussion on how to plan the exercise and implement unit SOP (FM 25-4, chapter 2).

(b) Map reconnaissance that assists in terrain analysis and war gaming. (Use map of the area where the STX will be conducted.)

(c) Terrain board or sand table exercises that permit simulations or miniatures to be used to gain three-dimensional perspective in war-gaming and/or rehearsing the exercise. (Model the terrain board or sand table to match the terrain where the exercise will be conducted.)

(d) Tactical exercises without troops allow leaders to train on the ground, practicing land navigation movement, reporting, and other leader actions (FM 25-4, pages 40–44).

(e) Simulations and war-gaming teach leaders as part of a continuing officer and noncommissioned officer development program.

(f) Training extension courses present information and demonstrate how tasks are performed to standard using audiovisual equipment (DA Pam 350-100).

b. Training tips. Following are tips for training and general instructions on how to prepare and accomplish the STX:

(1) Know the requirements for infiltration, tactical movement, and consolidation and reorganization (FM 7-8).

(2) Conduct a leader's reconnaissance of the training area with squad leaders to ensure that you do not make time-consuming mistakes.

(3) Review the standards for the T&EOs that support this exercise.

(4) Use ammunition, if possible, to add realism to the exercise. The exercise may be conducted with blank ammunition, without ammunition, or with live fire.

(5) Use MILES, if available, because it provides better feedback. The exercise also may be conducted without MILES.

(6) Conduct the exercise under all environmental conditions, day or night, with or without an NBC environment. This scenario involves an active NBC environment.

4. General Situation.

a. Contact with the enemy has been reestablished. Initial reports indicate that he is at 65 percent to 70 percent strength and has not been reinforced. His defensive positions are not well established. He has the capability for indirect fire and close air support. The enemy has used chemicals and will probably do so again. A move is ordered to assist elsewhere. The unit is acting as part of a larger force and has indirect fire available. Figure 4-1 illustrates the graphic scenario of task performance in this exercise.

b. This exercise begins with the receipt of a company FRAGO and ends after consolidation and reorganization. An AAR should be held after completing the reorganization. A final AAR should be conducted once all evaluation notes are compiled. If necessary, run portions of the exercise again until you are satisfied with your unit's performance. Table 4-2 provides a recommended sequence of T&EOs and time for each portion of the STX.



Military Intelligence Platoon  
STX 34-3-E0013 (Conduct Movement)

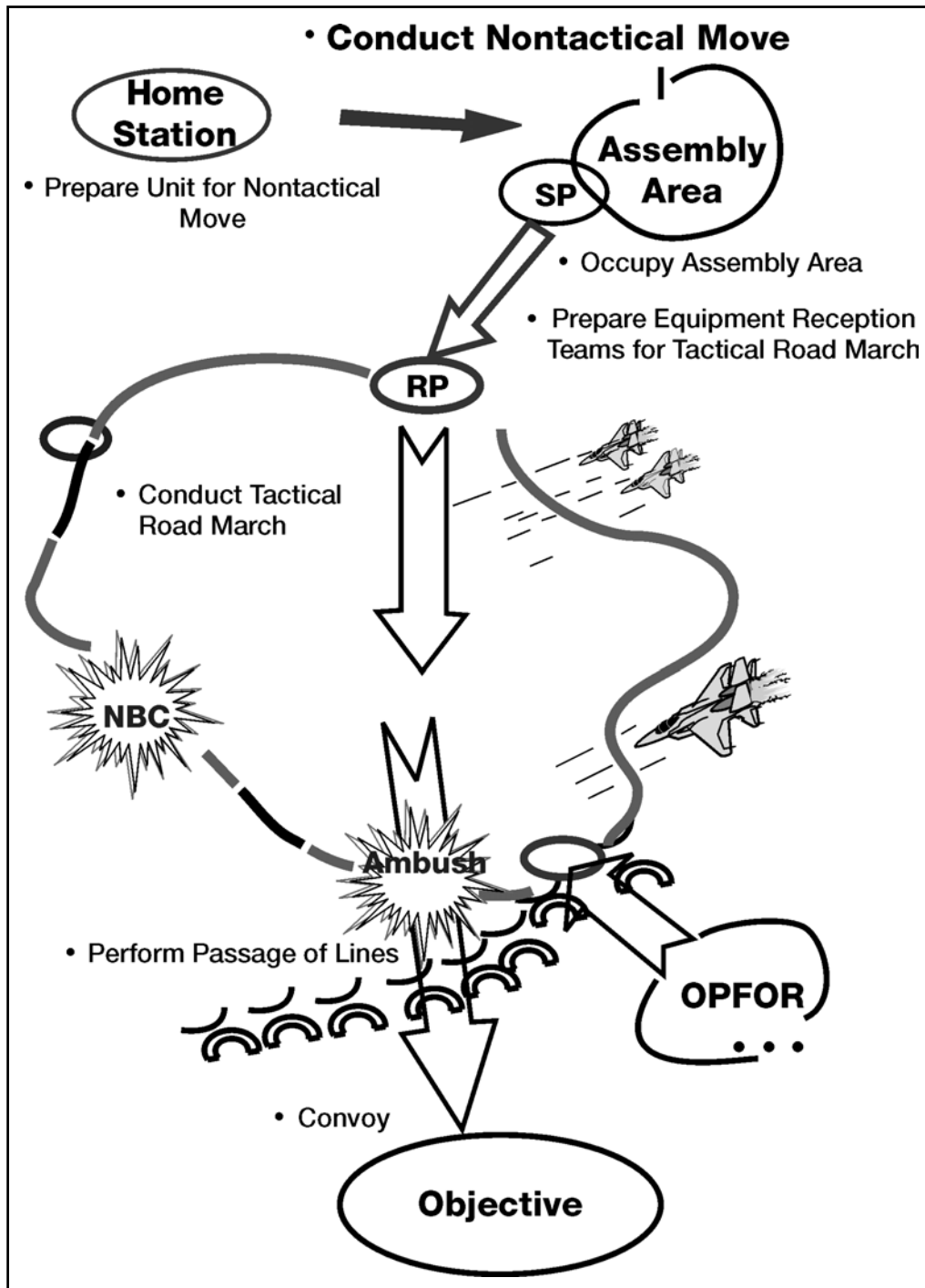


Figure 4-1. General FTX Scenario

**Military Intelligence Platoon**  
**STX 34-3-E0013 (Conduct Movement)**

**Table 4-2. Sequence of Events and Time for an STX**

<i>SEQUENCE</i>	<i>EVENT</i>	<i>ESTIMATED TIME</i>
1	Administrative Preparations	Pre FTX
2	Perform Risk Management	24 hrs.
3	Receive FRAGO	30 min.
4	Conduct Mission Analysis	30 min.
5	Prepare Equipment	1 hr.
6	Occupy Assembly Area	30 min.
7	Issue Movement Order	20 min.
8	Intermediate AAR	30 min.
9	Conduct Nontactical Move	1 hr.
10	Intermediate AAR	1 hr.
11	Conduct Tactical Move	1 hr.
*12	React to Ambush	1 hr.
13	Final AAR	2 hrs.

\*Indicates these tasks are performed simultaneously with other tasks.

**Notes:** Events are trained to standards, not time limitations. The time required to train an event varies based on METT-TC factors and the proficiency of the platoon. Additional time is required if large portions of the exercise are conducted at night, under limited visibility, or under mission-oriented protective posture (MOPP) conditions.

5. Instructions for this STX are as follows:

a. This STX should be initially trained and rehearsed slowly, on open terrain, during good visibility, and with frequent explanations and critiques by leaders. This simple execution, combined with a thorough prebrief and chalk talks, constitutes the "crawl" stage of STX training. The "walk" phase of this STX entails conducting the training at closer to normal rates, on more difficult terrain, and with stops for explanation and critiques only when problems occur (except for planned AARs). The STX is executed under conditions as close to those expected in combat as possible for the "run" phase. The run phase should use full operational security, camouflage, realistic time frames, distances, challenging terrain, an aggressive OPFOR, an NBC environment, and movement distances. This exercise is conducted at full speed after conducting building block training (individual training, drills) to reach the run level of execution.

b. The T&EO standards for this exercise are in chapter 5. These standards must be met to obtain the maximum benefits from the training.

c. This exercise should be conducted on a recurring basis to sustain proficiency. However, since many of the T&EOs in this STX will be trained in other STXs, practice may occur through integration rather than retraining the STX.

6. Support requirements.

a. Ideally, the OPFOR replicates enemy forces in size and strength to realistically portray threat activities (see chapter 6).

b. At least one evaluator should be assigned to control OPFOR activities. The evaluator evaluates OPFOR actions, ensures realism, stresses safety, and assesses loss and damage.

c. OPFOR units should look and fight like the potential enemy. This assists soldiers in understanding threat tactics, doctrine, and weapons systems (see chapter 6).

d. Minimum trainers/OCs: The company commander or platoon leader, who will be the trainer and primary evaluator, can conduct this exercise. At least one other OC is required with the OPFOR. Another platoon being trained or evaluated should be used as the platoon making the main attacks. This platoon will need an additional trainer or OC.

## Chapter 5

# Training and Evaluation Outlines

**5-1. Introduction.** This chapter contains the training and evaluation outlines (T&EOs) for the unit. T&EOs are the foundation of the MTP and the collective training of the unit. T&EOs are training objectives (task, conditions, and standards) for the collective tasks, which support critical wartime operations. The unit must master designated collective tasks to perform its critical wartime operations. T&EOs may be trained separately, in an STX, in an FTX, or in live-fire exercises. For collective live-fire standards, the trainer must refer to the applicable gunnery manual for the appropriate course of fire. Those standards and courses of fire need to be integrated into the training exercise.

**5-2. Structure.** The T&EOs in this chapter are listed in table 5-1. Table 2-2 lists the T&EOs required to train the critical wartime missions according to the specific battlefield operating systems (BOS).

**5-3. Format.** T&EOs are prepared for every collective task that supports the accomplishment of critical wartime operations. Each T&EO contains the following items:

- a. Element. This identifies the unit or unit element(s) that performs the task.
- b. Task. This is a description of the action to be performed by the unit and provides the task number.
- c. References. These are in parentheses following the task number. The reference that contains the most information about the task (the primary reference) is listed first and underlined. If there is only one reference, it is not underlined.
- d. Iteration. This is used to identify how many times the task is performed and evaluated during training. The "M" identifies when the task is performed in mission-oriented protective posture level 4 (MOPP4).
- e. Commander/Leader assessment. Unit leaders assess the unit's proficiency in performing the task to standard. Assessments are subjective in nature. Use all available evaluation data and submit leader input to develop an assessment of the organization's overall capability to accomplish the task. Use the following ratings:
  - (1) T - Trained. The unit is trained and has demonstrated its proficiency in accomplishing the task to wartime standards.
  - (2) P - Needs practice. The unit needs to practice the task. Performance has demonstrated that the unit does not achieve standard without some difficulty or has failed to perform some task steps to standard.
  - (3) U - Untrained. The unit cannot demonstrate an ability to achieve wartime proficiency.
- f. Condition. A statement of the situation or environment in which the unit is to do the collective task.
- g. Task standard.
  - (1) The task standard states the performance criteria that a unit must achieve to execute the task successfully. This overall standard should be the focus of training. It should be understood by every soldier.
  - (2) The trainer or evaluator determines the unit's training status using performance observation measurements (where applicable) and his or her judgment. The unit must be evaluated in the context of the METT-T (mission, enemy, terrain, troops, and time available) conditions. These conditions should be as similar as possible for all evaluated elements. This will establish a common baseline for unit performance.
- h. Task steps and performance measures. These actions are required to complete the task. These actions are stated in terms of observable performance for evaluating training proficiency. The task steps are arranged sequentially and are followed by supporting individual tasks and their reference(s). Leader tasks within each T&EO are indicated by an asterisk (\*). The performance measures that must be ac-

completed to perform the task step correctly are listed under each task step. If the unit fails to perform one of these task steps to standard, it has failed to achieve the overall task standard.

i. GO/NO-GO column. This column is provided for annotating the unit's performance of the task steps. The evaluator evaluates each performance measure for a task step and places an "X" in the appropriate column. A major portion of the performance measures must be marked "GO" for the task step to be considered successfully performed.

j. Task performance/evaluation summary block. The evaluator uses this block to record the total number of task steps and performance measures evaluated and those evaluated as "GO." This block provides the evaluator with a means to rate the unit's demonstrated performance as a "GO" or "NO-GO." It also provides the leader with a historical record for five training iterations.

k. Supporting individual tasks. This is a listing of all supporting individual tasks required to perform the collective task correctly. The listing includes the references, task numbers, and task titles.

l. OPFOR standards. These standards specify overall OPFOR performance for each collective task. They ensure that OPFOR soldiers accomplish meaningful training and force the training unit to perform its task to standard or "lose" to the OPFOR. The OPFOR standards specify what must be accomplished—not how it must be accomplished. The OPFOR must always attain its task standards, using tactics consistent with the type of enemy they are portraying.

**5-4. Use.** The T&EOs can be used to train or evaluate a single task. Several T&EOs can be used to train or evaluate a group of tasks such as an STX or an FTX.

**Table 5-1. Listing of Training and Evaluation Outlines (T&EOs)**

**DEVELOP INTELLIGENCE**

Execute Direct Support Military Intelligence Company Operations (Heavy) (Digitized) (34-2-9001) .....	5-6
Monitor Platoon Operational Status (34-3-0001) .....	5-10
Execute Operation's Platoon Operations (34-3-9002) .....	5-12
Execute TUAV Platoon Operations (34-3-9031) .....	5-15
Emplace Antenna Group OE-239 (34-4-0008).....	5-18
Employ Improved Remotely Monitored Battlefield Sensor System (IREMBASS) (34-4-0022) ..	5-21
Prepare the Repeater for Operation (Improved Remotely Monitored Battlefield Sensor System (IREMBASS)) (34-4-0023).....	5-28
Emplace the Repeater for Operation (Improved Remotely Monitored Battlefield Sensor System (IREMBASS)) (34-4-0024).....	5-31
Recover the Repeater (Improved Remotely Monitored Battlefield Sensor System (IREMBASS)) (34-4-0025) .....	5-34
Recover the Sensors (Improved Remotely Monitored Battlefield Sensor System (IREMBASS)) (34-4-0026) .....	5-37
Prepare the All Source Analysis System (ASAS) for Redeployment (34-4-0600).....	5-40
Establish an Operational All Source Analysis System (ASAS) After a Move (34-4-0601).....	5-43
Conduct All Source Analysis System (ASAS) Operations (34-4-0602) .....	5-46
Prepare the All Source Analysis System Remote Workstation (ASAS-RWS) for Redeployment (34-4-0603) .....	5-55
Establish an Operational All Source Analysis System Remote Workstation (ASAS-RWS) After a Move (34-4-0604) .....	5-58
Conduct All Source Analysis System (ASAS) Operations (34-4-0605) .....	5-62
Emplace the Tactical Unmanned Aerial Vehicle (TUAV) Launch and Recovery Site (Shadow) (34-4-1010) .....	5-71
Emplace the Tactical Unmanned Aerial Vehicle (TUAV) Forward Control Site (Shadow) (34-4-1011) .....	5-75
Perform Tactical Unmanned Aerial Vehicle (TUAV) Airspace Coordination and Control (Shadow) (34-4-1012).....	5-79

Perform Tactical Unmanned Aerial Vehicle (TUAV) Flight/Mission Operations (Shadow) (34-4-1013) .....	5-81
Perform Tactical Unmanned Aerial Vehicle (TUAV) System Maintenance (Shadow) (34-4-1014) .....	5-86
Displace From the Tactical Unmanned Aerial Vehicle (TUAV) Launch and Recovery Site (Shadow) (34-4-1015).....	5-90
Displace From the Tactical Unmanned Aerial Vehicle (TUAV) Forward Control Site (Shadow) (34-4-1016) .....	5-95
Prepare the AN/TSQ-190 (V) Trojan Spirit for Deployment (34-4-1200) .....	5-99
Establish the Operational Site (Trojan Spirit) (34-4-1201) .....	5-102
Prepare the AN/TSQ-190 (V) for Operation (Trojan Spirit) (34-4-1202) .....	5-107
Request Theater and National Collection Support Through Joint Worldwide Communications System (JWICS) and Secure Internet Protocol Router Network (SIPRNET) (34-4-1203) ..	5-110
Access National and Higher Echelon Intelligence Databases Through Joint Worldwide Communications System (JWICS) and Secure Internet Protocol Router Network (SIPRNET) (34-4-1204) .....	5-114
Collaborate Analysis With Supporting Theater and National Intelligence Agencies Through JWICS and SIPRNET (34-4-1205) .....	5-118
Establish the Radar Site (GSR) (34-5-0003).....	5-121
Conduct Search with Radar (34-5-0004) .....	5-125
Establish the Common Ground Station (CGS) Site (34-5-0050) .....	5-128
Conduct Common Ground Station (CGS) Pre-Mission Activities (34-5-0051) .....	5-133
Conduct Common Ground Station (CGS) Mission Activities (34-5-0052) .....	5-137
Conduct Common Ground Station (CGS) Post-Mission Activities (34-5-0053).....	5-142
Prepare the Common Ground Station (CGS) for Redeployment (34-5-0054).....	5-145
Employ Security Measures (BDE) (34-6-0405).....	5-149
Conduct Intelligence Preparation of the Battlefield (IPB) in Support of Urban Operations (BDE) (34-6-2002) .....	5-152
Conduct Intelligence Preparation of the Battlefield (IPB) (BDE) (34-6-2003).....	5-157
Produce Intelligence Products (BDE) (34-6-2004).....	5-161
Disseminate Combat Information and Intelligence (BDE) (34-6-2005).....	5-165
Direct Intelligence Operations (BDE) (34-6-2009) .....	5-167
Maintain the Current Enemy Situation (BDE) (34-6-2010).....	5-169
Supervise Intelligence Operations (BDE) (34-6-2012).....	5-171
Process Specific Information Requirements (SIR) Data (BDE) (34-6-2013) .....	5-173
Provide Intelligence Support to Targeting (BDE) (34-6-2015) .....	5-176
Displace the Analysis and Control Team (ACT) (34-6-2018).....	5-179
Emplace the Analysis and Control Team (ACT) (34-6-2019) .....	5-182
Produce a Reconnaissance, Intelligence, Surveillance and Target Acquisition (RISTA) Plan (BDE) (34-6-2020) .....	5-185

---

**DEPLOY/CONDUCT MANEUVER**

Defend Convoy Elements (63-2-4006.34-0001) .....	5-189
Move Tactically (07-3-C211.34-0001).....	5-195
Perform a Tactical Road March (07-3-C227.34-0001).....	5-202
Occupy Assembly Area (07-3-C228.34-0001) .....	5-206
Perform Passage of Lines (07-3-C229.34-0001) .....	5-210
Move Tactically (Dismounted) (07-5-1107.34-0001).....	5-216
Cross Danger Area (07-5-1108.34-0001) .....	5-222
Cross Water Obstacle (07-5-1109.34-0001).....	5-227
Establish Surveillance Site (Dismounted) (07-5-1111.34-0001).....	5-231
Execute Actions on Contact (17-3-1021.34-0001).....	5-235
Break Contact (34-5-1117).....	5-239
Perform Deployment Alert Activities (63-2-8001.34-0001) .....	5-243
Perform Personnel and Administrative Predeployment Activities (63-2-8002.34-0001).....	5-246

Perform Predeployment Training Activities (63-2-8003.34-0001).....	5-249
Perform Predeployment Supply Activities (63-2-8004.34-0001).....	5-251
Perform Predeployment Maintenance Activities (63-2-8005.34-0001).....	5-253
Prepare Vehicles and Equipment for Deployment (63-2-8006.34-0001).....	5-257
Prepare Unit for Nontactical Move (63-2-8007.34-0001).....	5-262
Conduct Nontactical Road March (63-2-8008.34-0001).....	5-265
Perform Seaport of Embarkation Activities for Deployment (63-2-8009.34-0001).....	5-268
Perform Aerial Port of Embarkation Activities for Deployment (63-2-8010.34-0001).....	5-273
Perform Aerial Port of Debarkation Activities for Deployment (63-2-8011.34-0001).....	5-276
Perform Seaport of Debarkation Activities for Deployment (63-2-8012.34-0001).....	5-279
Prepare Equipment Reception Team for Tactical Road March (63-2-8013.34-0001).....	5-283
Perform Redeployment Personnel and Administrative Actions (63-2-8014.34-0001).....	5-286
Perform Redeployment Training Activities (63-2-8015.34-0001).....	5-289
Perform Redeployment Supply Activities (63-2-8016.34-0001).....	5-291
Perform Redeployment Maintenance Activities (63-2-8017.34-0001).....	5-293
Prepare Vehicles and Equipment for Redeployment (63-2-8018.34-0001).....	5-296
Perform Seaport of Embarkation Activities for Redeployment (63-2-8019.34-0001).....	5-302
Perform Aerial Port of Embarkation Activities for Redeployment (63-2-8020.34-0001).....	5-307
Perform Aerial Port of Debarkation Activities for Redeployment (63-2-8021.34-0001).....	5-311
Perform Home Station Activities (63-2-8022.34-0001).....	5-314
Perform Seaport of Debarkation Activities for Redeployment (63-2-8023.34-0001).....	5-317
Perform Demobilization Station Activities (63-2-8024.34-0001).....	5-321
Conduct Integration Activities (63-2-8025.34-0001).....	5-324
Conduct Staging Activities (63-2-8026.34-0001).....	5-326
Plan Unit Mobilization in a Peacetime Environment (63-2-8027.34-0001).....	5-329
Plan Unit Redeployment (63-2-8029.34-0001).....	5-333

**PROTECT THE FORCE**

Conduct a Chemical Survey (03-2-C310.34-0001).....	5-336
Conduct Thorough Decontamination Operations (03-2-C312.34-0001).....	5-340
Prepare for Operations Under Nuclear, Biological, and Chemical Conditions (03-3-C201.34-0001).....	5-346
Respond to a Chemical Attack (03-3-C203.34-0001).....	5-350
Prepare for a Friendly Nuclear Strike (03-3-C205.34-0001).....	5-354
Prepare for Nuclear Attack (03-3-C206.34-0001).....	5-357
Cross a Radiologically Contaminated Area (03-3-C208.34-0001).....	5-359
React to Smoke Operations (03-3-C209.34-0001).....	5-362
Respond to the Residual Effects of a Nuclear Attack (03-3-C222.34-0001).....	5-365
Respond to the Initial Effects of a Nuclear Attack (03-3-C223.34-0001).....	5-367
Conduct Operational Decontamination (03-3-C224.34-0001).....	5-370
Conduct Chemical Reconnaissance (03-3-C225.34-0001).....	5-376
Cross a Chemically Contaminated Area (03-3-C226.34-0001).....	5-380
Camouflage Vehicles and Equipment (05-2-C301.34-0001).....	5-384
Disable Critical Equipment/Material (05-3-0210.34-0001).....	5-388
Construct Wire Entanglements (05-3-0301.34-0001).....	5-390
Construct a Protective Obstacle (05-3-C230.34-0001).....	5-394
Prepare Crew-Served Weapons Fighting Positions (05-5-0302.34-0001).....	5-398
Establish Company Defensive Position (07-2-C314.34-0001).....	5-402
Defend Unit Position (07-3-C212.34-0001).....	5-409
Establish Unit Defense (07-3-C219.34-0001).....	5-414
Operate/Maintain/Troubleshoot Platform with Applique, Precision Lightweight GPS Receiver (PLGR) and SINCGARS System Improvement Program (SIP) (11-5-0201.34-0001).....	5-420
Operate/Maintain/Troubleshoot Platform with Applique, EPLRS, Precision Lightweight (GPS) Receiver (PLGR), and SINCGARS System Improvement Program (SIP) (11-5-0202.34-0001).....	5-423

---

Process Captured Documents and Equipment (19-3-3105.34-0001).....	5-427
Handle Enemy Prisoners of War (19-3-3106.34-0001).....	5-429
Use Passive Air Defense Measures (44-3-C220.34-0001).....	5-432
Take Active Combined Arms Air Defense Measures Against Hostile Aerial Platforms (44-3-C221.34-0001) .....	5-435

---

**PERFORM CSS AND SUSTAINMENT**

---

Treat Casualties (08-2-0003.34-0001).....	5-440
Transport Casualties (08-2-C316.34-0001) .....	5-445
Conduct Battlefield Stress Reduction and Prevention Procedures (08-2-R303.34-0001).....	5-449
Perform Field Sanitation Functions (08-2-R315.34-0001).....	5-452
Perform Unit Graves Registration (GRREG) Operations (10-2-C318.34-0001).....	5-456
Receive Airdrop Resupply (10-2-C319.34-0001).....	5-459
Provide Company Supply Support (10-2-C320.34-0001) .....	5-462
Maintain Company Strength (12-2-C321.34-0001).....	5-465
Maintain Troop Morale and Combat Capability (12-2-C338.34-0001).....	5-467
Combat Battlefield Stress (12-3-C215.34-0001).....	5-471
Maintain Platoon Strength (12-3-C216.34-0001).....	5-474
Conduct Assembly Area Activities (17-2-2000.34-0001) .....	5-477
Conduct Company-Level Maintenance Operations [For Unit without a Maintenance Element] (43-2-C336.34-0001) .....	5-484
Receive External Sling Load Resupply (55-2-C325.34-0001).....	5-487
Perform Risk Management Procedures (71-3-C231.34-0001).....	5-491

---

**EXERCISE COMMAND AND CONTROL**

---

Establish and Operate a Single Channel Voice Radio Net with Single Channel Ground and Airborne Radio System (SINCGARS) System Improvement Program (SIP) (11-2-C302.34-0001) .....	5-493
Install/Operate/Maintain a Single Channel Ground and Airborne Radio System (SINCGARS) Frequency Hopping (FH) Net (11-3-1102.34-0001) .....	5-496
Establish and Operate a Single Channel Voice Radio Net (11-3-C302.34-0001) .....	5-502
Install/Operate/Maintain a Single Channel Voice Radio Station (FM) (11-5-0102.34-0001)....	5-505
Operate the Company Command Post (17-2-3808.34-0002).....	5-509
Conduct Troop-Leading Procedures (17-3-0065.34-0001).....	5-514
Execute Ground Surveillance Radar Platoon Operations (34-3-9021).....	5-522
Conduct a Convoy (55-2-C324.34-0001).....	5-525
Maintain Operations Security (71-3-C232.34-0001) .....	5-532

**ELEMENT:** Company Headquarters

**TASK: Execute Direct Support Military Intelligence Company Operations (Heavy) (Digitized) (34-2-9001)**

(FM 34-80)  
(FM 34-5)

(FM 34-10)  
(FM 34-52)

(FM 34-3)  
(FM 34-60)

**ITERATION:** 1 2 3 4 5 M (Circle)

**COMMANDER/LEADER ASSESSMENT:** T P U (Circle)

**CONDITIONS:** A deployed direct support (DS) military intelligence (MI) company is supporting a digitized heavy brigade combat team in a theater of operations. Direct coordination for intelligence-gathering missions has been effected with the brigade S2. Coordination for administrative and logistical support has been effected with appropriate brigade staff elements in the brigade support area. Some iterations of this task should be performed in mission-oriented protective posture level 4 (MOPP4).

**TASK STANDARDS:** The DS MI company successfully deploys its assets and provides timely support to the (heavy) (digitized) brigade combat team for the duration of the tactical mission and/or deployment.

TASK STEPS AND PERFORMANCE MEASURES	GO	NO-GO
1. Deploy DS MI company assets with the brigade combat team.		
2. Deploy the common ground station (CGS) with the brigade tactical operations center (TOC).		
3. Ensure communications are established.		
4. Deploy the analysis and control team with the brigade TOC.		
5. Ensure the analysis and control team enclaves are established, to include communications and local area network (LAN).		
6. Supervise platoon operations.		
7. Coordinate ground surveillance support to the brigade.		
*8. Ensure coordination with other friendly forces is conducted for ground surveillance support site locations in the brigade area of operations.		
9. Monitor company operational status.		

TASK PERFORMANCE / EVALUATION SUMMARY BLOCK							
ITERATION	1	2	3	4	5	M	TOTAL
TOTAL TASK STEPS EVALUATED							
TOTAL TASK STEPS "GO"							
TRAINING STATUS "GO"/"NO-GO"							

\* indicates a leader task step.

**SUPPORTING INDIVIDUAL TASKS**

Task Number	Task Title	References
071-326-5502(SL2)	Issue a Fragmentary Order	STP 21-24-SMCT
071-326-5503(SL2)	Issue a Warning Order	STP 21-24-SMCT
071-326-5505(SL2)	Issue an Oral Operation Order	STP 21-24-SMCT
071-326-5705(SL2)	Establish an Observation Post	STP 21-24-SMCT
071-329-1019(SL2)	Use a Map Overlay	STP 21-24-SMCT



**SUPPORTING INDIVIDUAL TASKS**

<b>Task Number</b>	<b>Task Title</b>	<b>References</b>
071-332-5000(SL3)	Prepare an Operation Overlay	STP 21-24-SMCT
071-332-5021(SL3)	Prepare a Situation Map	STP 21-24-SMCT
071-410-0012(SL3)	Conduct Occupation of an Assembly Area	STP 21-24-SMCT
081-831-1047(SL4)	Supervise the Implementation of Preventive Medicine Policies	STP 21-24-SMCT
091-CLT-3009(SL4)	Supervise Maintenance Operations	STP 21-24-SMCT
101-92Y-0001(SL4)	Supervise Supply Activities	STP 21-24-SMCT
101-92Y-0002(SL3)	Plan Tactical Re-Supply Operations	STP 21-24-SMCT
101-CLT-0198(SL4)	Supervise Tactical Feeding Operation	STP 21-24-SMCT
113-637-2001(SL1)	Communicate Via a Tactical Radio	STP 21-1-SMCT
151-357-0002(SL4)	Coordinate Combat Service Support (CSS) Operations	STP 21-24-SMCT
159-200-2020(SL4)	Integrate Threat Capabilities Into Mission Planning	STP 21-24-SMCT
181-105-2002(SL2)	Conduct Combat Operations According to the Law of War	STP 21-24-SMCT
301-371-1000(SL1)	Report Intelligence Information	STP 21-1-SMCT
301-371-1052(SL1)	Protect Classified Information and Material	STP 21-1-SMCT
301-371-1150(SL3)	Identify Intelligence and Electronic Warfare (IEW) Assets	STP 21-24-SMCT
301-371-1200(SL2)	Process Captured Materiel	STP 21-24-SMCT
301-98G-3250	Recommend Adjustments to Tasking	STP 34-98G14-SM-TG
441-091-3000(SL3)	Supervise the Implementation of Air Defense Measures	STP 21-24-SMCT
805C-PAD-2461(SL2)	Maintain Accountability of Personnel (Status Report)	STP 21-24-SMCT
805C-PAD-4595(SL4)	Supervise Cross-Leveling of Personnel	STP 21-24-SMCT
850-001-2000(SL2)	Employ Accident Prevention Measures and Risk Management Process	STP 21-24-SMCT
850-001-3001(SL3)	Control Mission Safety Hazard	STP 21-24-SMCT
850-001-4001(SL4)	Integrate Risk Management Into Platoon	STP 21-24-SMCT

**SUPPORTING COLLECTIVE TASKS**

<b>Task Number</b>	<b>Task Title</b>	<b>References</b>
34-4-0022	Employ Improved Remotely Monitored Battlefield Sensor System (IREMBASS)	ARTEP 34-117-30-MTP ARTEP 34-355-MTP ARTEP 34-387-30-MTP ARTEP 34-399-10-MTP
34-5-0050	Establish the Common Ground Station (CGS) Site	ARTEP 34-114-30-MTP ARTEP 34-143-30-MTP ARTEP 34-144-30-MTP ARTEP 34-353-30-MTP ARTEP 34-357-30-MTP ARTEP 34-387-30-MTP ARTEP 34-396-30-MTP ARTEP 34-397-30-MTP
34-6-2018	Displace the Analysis and Control Team (ACT)	ARTEP 34-144-30-MTP ARTEP 34-353-30-MTP ARTEP 34-355-MTP

---

**SUPPORTING COLLECTIVE TASKS**

Task Number	Task Title	References
34-6-2019	Emplace the Analysis and Control Team (ACT)	ARTEP 34-357-30-MTP ARTEP 34-387-30-MTP ARTEP 34-393-30-MTP ARTEP 34-397-30-MTP ARTEP 34-144-30-MTP  ARTEP 34-353-30-MTP ARTEP 34-355-MTP ARTEP 34-357-30-MTP ARTEP 34-387-30-MTP ARTEP 34-393-30-MTP ARTEP 34-397-30-MTP

## OPFOR TASKS AND STANDARDS

**TASK: Conduct Electronic Warfare (34-OPFOR-1012)**

**CONDITION:** Opposing force (OPFOR) employs collection and direction-finding assets (ground and air) to monitor and locate enemy forces.

**STANDARD:** Locate the positions of enemy command, intelligence, and logistics units. Forward the locations of the positions to OPFOR headquarters. Use jamming signals against enemy radio receivers. Monitor enemy radio networks and report all information of intelligence value to OPFOR HQ.

**TASK: Disrupt Enemy Movement and Operations Using Tactical Nuclear Weapons (34-OPFOR-1002)**

**CONDITION:** Orders have been received to use tactical nuclear weapons in the enemy's rear area. Key locations have been identified.

**STANDARD:** Tactical nuclear missiles are delivered on target. Movement of equipment and supplies is disrupted or delayed to forward areas. Enemy equipment and supplies are destroyed. A high rate of nuclear casualties is inflicted among enemy troops.

**TASK: Conduct Air Attacks (34-OPFOR-1006)**

**CONDITION:** OPFOR elements in the rear area have forwarded the coordinates of enemy facilities and elements. OPFOR aircraft have been dispatched to attack enemy installations or convoys.

**STANDARD:** Locate support sites, command and control facilities, and/or convoys. Attack runs on designated targets are conducted. Enemy equipment, supplies, and vehicles are destroyed and enemy personnel are killed.

**TASK: Disrupt Enemy Movement and Operations Using Persistent and Nonpersistent Chemical Weapons (34-OPFOR-1001)**

**CONDITION:** Conventional artillery weapons or aircraft are available to deliver chemical weapons. Routes and key bases in the rear area have been selected.

**STANDARD:** Chemical agents are delivered into targeted areas. The movement of enemy supplies and equipment to forward areas is delayed by disrupting command and control systems. Enemy movement is successfully channeled into predesignated ambush areas. Enemy supplies and equipment are contaminated. A high rate of casualties is inflicted on enemy forces.

**TASK: Maintain Contact (34-OPFOR-1011)**

**CONDITION:** OPFOR element is tactically engaged with enemy base defense forces. Enemy forces are withdrawing under pressure.

**STANDARD:** Decisively engage the enemy forces. As the enemy withdraws, the unit or force advances, maintaining contact.

**TASK: Attack (34-OPFOR-1010)**

**CONDITION:** Enemy rear area support base has been located. Priority intelligence requirements (PIRs) and other intelligence requirements have been obtained by OPFOR patrols. Element has automatic and antiarmor weapons, and light mortars. Element is approximately the size of two platoons.

**STANDARD:** An attack plan is developed. An attack is initiated using a scheme of maneuver that exploits enemy flanks, gaps, and weaknesses. Covered and concealed routes are used to approach enemy areas. Employ indirect fire to support attack. Penetrate enemy defenses. Destroy equipment and supplies, inflict casualties, isolate the support base, and block reinforcements. The enemy unit is forced to displace.

**TASK: Conduct Raid (34-OPFOR-1009)**

**CONDITION:** OPFOR element has occupied an objective rally point and has orders to conduct a raid on a rear area base.

**STANDARD:** Surprise the enemy forces. Assault enemy support base and accomplish assigned tasks. Specified equipment and supplies are destroyed. Decisive engagement is avoided. All personnel are withdrawn from the area within the prescribed time. The collected intelligence data satisfies the PIRs.

**ELEMENTS:** Operations Platoon Headquarters  
 TUAV Platoon Headquarters  
 Company Headquarters

**TASK: Monitor Platoon Operational Status (34-3-0001)**  
 (FM 34-80)

**ITERATION:** 1 2 3 4 5 M (Circle)

**COMMANDER/LEADER ASSESSMENT:** T P U (Circle)

**CONDITIONS:** The military intelligence (MI) platoon is either attached to a supported task force or part of a task organized MI Company supporting a brigade combat team or divisional operations. Some iterations of this task should be performed in mission-oriented protective posture level 4 (MOPP4).

**TASK STANDARDS:** Provide support in accordance with the commander's intent as expressed in the operation order (OPORD). Platoon leaders ensure unit maintenance is adequate for platoon to perform mission successfully.

TASK STEPS AND PERFORMANCE MEASURES	GO	NO-GO
<p>*1. Platoon leader ensures maximum support is being provided to combat maneuver battalions.</p> <hr/> <p><b>Note:</b> This is accomplished with assistance from the platoon sergeant even though some degree of operational control over platoon assets is lost because of attachment to maneuver elements.</p> <hr/> <ul style="list-style-type: none"> <li>a. Receive daily operational status reports from team leaders or through the supported command or intelligence officer (S2).</li> <li>b. Maintain and monitor personnel and equipment status of teams.</li> <li>c. Monitor movement of teams when task organization changes are executed.</li> </ul> <p>*2. Squad leaders request maintenance assistance from the military intelligence battalion and ensure all assigned equipment is operational.</p> <ul style="list-style-type: none"> <li>a. Request technical assistance when unit has a low material readiness rate or other nonstandard conditions exist.</li> <li>b. Request maintenance assistance from the maintenance platoon of the supported unit when onsite repair exceeds team's capability.</li> </ul> <p>*3. Squad leaders coordinate with supported unit for maintenance support teams for on site repairs of vehicle and communications equipment.</p> <ul style="list-style-type: none"> <li>a. Request maintenance assistance to identify and resolve maintenance-related difficulties.</li> <li>b. Contact the supported unit for replacement and supply of all class I through class X supplies.</li> <li>c. Coordinate with platoon leader or platoon sergeant for evacuation and replacement of equipment as required.</li> </ul>		

TASK PERFORMANCE / EVALUATION SUMMARY BLOCK							
ITERATION	1	2	3	4	5	M	TOTAL
TOTAL TASK STEPS EVALUATED							
TOTAL TASK STEPS "GO"							
TRAINING STATUS "GO"/"NO-GO"							

\* indicates a leader task step.

SUPPORTING INDIVIDUAL TASKS

Task Number	Task Title	References
071-332-5000(SL3)	Prepare an Operation Overlay	STP 21-24-SMCT
071-332-5021(SL3)	Prepare a Situation Map	STP 21-24-SMCT
101-92Y-0001(SL4)	Supervise Supply Activities	STP 21-24-SMCT
101-92Y-0002(SL3)	Plan Tactical Resupply Operations	STP 21-24-SMCT
101-CLT-0198(SL4)	Supervise Tactical Feeding Operation	STP 21-24-SMCT
113-637-2001(SL1)	Communicate Via a Tactical Radio	STP 21-1-SMCT
151-357-0001(SL4)	Supervise CSS Functions During Platoon Operations	STP 21-24-SMCT
181-105-2002(SL2)	Conduct Combat Operations According to the Law of War	STP 21-24-SMCT
301-371-1000(SL1)	Report Intelligence Information	STP 21-1-SMCT
301-371-1052(SL1)	Protect Classified Information and Material	STP 21-1-SMCT
301-98G-3250	Recommend Adjustments to Tasking	STP 34-98G14-SM-TG
441-091-3000(SL3)	Supervise the Implementation of Air Defense Measures	STP 21-24-SMCT
805C-PAD-2461(SL2)	Maintain Accountability of Personnel (Status Report)	STP 21-24-SMCT
805C-PAD-4595(SL4)	Supervise Cross-Leveling of Personnel	STP 21-24-SMCT
850-001-2000(SL2)	Employ Accident Prevention Measures and Risk Management Process	STP 21-24-SMCT
850-001-3001(SL3)	Control Mission Safety Hazard	STP 21-24-SMCT
850-001-4001(SL4)	Integrate Risk Management Into Platoon	STP 21-24-SMCT

SUPPORTING COLLECTIVE TASKS: None

OPFOR TASKS AND STANDARDS

**TASK: Conduct Electronic Warfare (34-OPFOR-1012)**

**CONDITION:** Opposing force (OPFOR) employs collection and direction-finding assets (ground and air) to monitor and locate enemy forces.

**STANDARD:** Locate the positions of enemy command, intelligence, and logistics units. Forward the locations of the positions to OPFOR headquarters. Use jamming signals against enemy radio receivers. Monitor enemy radio nets and report all information of intelligence value to OPFOR HQ.

**TASK: Disrupt Enemy Movement and Operations Using Tactical Nuclear Weapons (34-OPFOR-1002)**

**CONDITION:** Orders have been received to use tactical nuclear weapons in the enemy's rear area. Key locations have been identified.

**STANDARD:** Tactical nuclear missiles are delivered on target. Movement of equipment and supplies is disrupted or delayed to forward areas. Enemy equipment and supplies are destroyed. A high rate of nuclear casualties is inflicted among enemy troops.

**ELEMENT:** Operations Platoon Headquarters

**TASK: Execute Operations Platoon Operations (34-3-9002)**

(FM 2-0)  
(FM 34-60)

(FM 34-3)  
(FM 34-80)

(FM 34-52)  
(TM 11-5840-298-12)

**ITERATION:** 1 2 3 4 5 M (Circle)

**COMMANDER/LEADER ASSESSMENT:** T P U (Circle)

**CONDITIONS:** A deployed operations platoon, as part of the direct support (DS) military intelligence (MI) company, is supporting a brigade combat team in a theater of operations. Communications are established with the brigade S2 and analysis and control team to receive mission tasking and report gathered intelligence. Some iterations of this task should be performed in mission-oriented protective posture level 4 (MOPP4).

**TASK STANDARDS:** The platoon successfully deploys its assets in accordance with standing operating procedures (SOP) and/or the operation order (OPORD). The platoon provides effective support for the duration of the deployment via unmanned aerial vehicles (UAVs), ground surveillance radar, improved remote battlefield sensor system (IREMBASS), and intelligence and electronic warfare (IEW) as tasked by the brigade OPORD.

TASK STEPS AND PERFORMANCE MEASURES	GO	NO-GO
1. Plan, coordinate, and supervise UAV support to the brigade.		
2. Plan, coordinate, and supervise ground surveillance radar support to the brigade.		
3. Plan, coordinate, and supervise IREMBASS support to the brigade.		
4. Plan, coordinate, and supervise IEW support to the brigade.		
*5. Monitor platoon operational status.		

TASK PERFORMANCE / EVALUATION SUMMARY BLOCK							
ITERATION	1	2	3	4	5	M	TOTAL
TOTAL TASK STEPS EVALUATED							
TOTAL TASK STEPS "GO"							
TRAINING STATUS "GO"/"NO-GO"							

\* indicates a leader task step.

**SUPPORTING INDIVIDUAL TASKS**

Task Number	Task Title	References
071-332-5000(SL3)	Prepare an Operation Overlay	STP 21-24-SMCT
071-332-5021(SL3)	Prepare a Situation Map	STP 21-24-SMCT
101-92Y-0001(SL4)	Supervise Supply Activities	STP 21-24-SMCT
101-92Y-0002(SL3)	Plan Tactical Re-Supply Operations	STP 21-24-SMCT
101-CLT-0198(SL4)	Supervise Tactical Feeding Operation	STP 21-24-SMCT
113-637-2001(SL1)	Communicate Via a Tactical Radio	STP 21-1-SMCT
151-357-0001(SL4)	Supervise CSS Functions During Platoon Operations	STP 21-24-SMCT
181-105-2002(SL2)	Conduct Combat Operations According to the Law of War	STP 21-24-SMCT
301-371-1000(SL1)	Report Intelligence Information	STP 21-1-SMCT
301-371-1052(SL1)	Protect Classified Information and Material	STP 21-1-SMCT

**SUPPORTING INDIVIDUAL TASKS**

<b>Task Number</b>	<b>Task Title</b>	<b>References</b>
301-98G-1150	Employ Electronic Warfare (EW) Equipment	STP 34-98G14-SM-TG
441-091-3000(SL3)	Supervise the Implementation of Air Defense Measures	STP 21-24-SMCT
805C-PAD-2461(SL2)	Maintain Accountability of Personnel (Status Report)	STP 21-24-SMCT
805C-PAD-4595(SL4)	Supervise Cross-Leveling of Personnel	STP 21-24-SMCT
850-001-2000(SL2)	Employ Accident Prevention Measures and Risk Management Process	STP 21-24-SMCT
850-001-3001(SL3)	Control Mission Safety Hazard	STP 21-24-SMCT
850-001-4001(SL4)	Integrate Risk Management Into Platoon	STP 21-24-SMCT

**SUPPORTING COLLECTIVE TASKS**

<b>Task Number</b>	<b>Task Title</b>	<b>References</b>
34-3-0001	Monitor Platoon Operational Status	ARTEP 34-114-30-MTP ARTEP 34-144-30-MTP ARTEP 34-353-30-MTP ARTEP 34-355-MTP ARTEP 34-357-30-MTP ARTEP 34-358-30-MTP ARTEP 34-387-30-MTP ARTEP 34-388-30-MTP ARTEP 34-396-30-MTP ARTEP 34-397-30-MTP ARTEP 34-398-30-MTP ARTEP 34-414-30-MTP ARTEP 34-117-30-MTP
34-4-0022	Employ Improved Remotely Monitored Battlefield Sensor System (IREMBASS)	ARTEP 34-355-MTP ARTEP 34-387-30-MTP ARTEP 34-399-10-MTP
34-5-0041	Conduct Unmanned Aerial Vehicle (UAV) Flight Operations	

**OPFOR TASKS AND STANDARDS**

**TASK: Conduct Electronic Warfare (34-OPFOR-1012)**

**CONDITION:** Opposing force (OPFOR) employs collection and direction-finding assets (ground and air) to monitor and locate enemy forces.

**STANDARD:** Locate the positions of enemy command, intelligence, and logistics units. Forward the locations of the positions to OPFOR headquarters. Use jamming signals against enemy radio receivers. Monitor enemy radio networks and report all information of intelligence value to OPFOR HQ.

**TASK: Disrupt Enemy Movement and Operations Using Tactical Nuclear Weapons (34-OPFOR-1002)**

**CONDITION:** Orders have been received to use tactical nuclear weapons in the enemy's rear area. Key locations have been identified.

**STANDARD:** Tactical nuclear missiles are delivered on target. Movement of equipment and supplies is disrupted or delayed to forward areas. Enemy equipment and supplies are destroyed. A high rate of nuclear casualties is inflicted among enemy troops.

**TASK: Conduct Air Attacks (34-OPFOR-1006)**

**CONDITION:** OPFOR elements in the rear area have forwarded the coordinates of enemy facilities and elements. OPFOR aircraft have been dispatched to attack enemy installations or convoys.

**STANDARD:** Locate support sites, command and control facilities, and/or convoys. Attack runs on designated targets are conducted. Enemy equipment, supplies, and vehicles are destroyed and enemy personnel are killed.

**TASK: Disrupt Enemy Movement and Operations Using Persistent and Nonpersistent Chemical Weapons (34-OPFOR-1001)**

**CONDITION:** Conventional artillery weapons or aircraft are available to deliver chemical weapons. Routes and key bases in the rear area have been selected.

**STANDARD:** Chemical agents are delivered into targeted areas. The movement of enemy supplies and equipment to forward areas is delayed by disrupting command and control systems. Enemy movement is successfully channeled into predesignated ambush areas. Enemy supplies and equipment are contaminated. A high rate of casualties is inflicted on enemy forces.

**TASK: Conduct Aerial Reconnaissance (34-OPFOR-1007)**

**CONDITION:** Opposing force (OPFOR) HQ requires intelligence on the location and identification of enemy elements. Aircraft is dispatched to take photographs and conduct a visual inspection of enemy area.

**STANDARD:** Locate and photograph enemy positions in assigned sectors, including support and storage bases and command and control facilities. Visual checks are conducted when possible. The enemy is not engaged. Priority intelligence requests and other information requirements (IRs) are reported to OPFOR HQ.

**TASK: Conduct Raid (34-OPFOR-1009)**

**CONDITION:** OPFOR element has occupied an objective rally point and has orders to conduct a raid on a rear area base.

**STANDARD:** Surprise the enemy forces. Assault enemy support base and accomplish assigned tasks. Specified equipment and supplies are destroyed. Decisive engagement is avoided. All personnel are withdrawn from the area within the prescribed time. The collected intelligence data satisfies the priority intelligence requirements (PIRs).



**ELEMENT:** TUAV Platoon Headquarters

**TASK: Execute TUAV Platoon Operations (34-3-9031)**

(AR 95-1)	(AR 95-23)	(DA PAM 738-750)
(DA PAM 738-75)	(FM 7-0)	(FM 7-1)
(STP 34-96H14-SM-TG)	(TC 34-212)	(TC 1-210)

**ITERATION:** 1 2 3 4 5 M (Circle)

**COMMANDER/LEADER ASSESSMENT:** T P U (Circle)

**CONDITIONS:** A deployed tactical unmanned aerial vehicle (TUAV) platoon, as part of the brigade or regimental combat team, is in a theater of operations. Communications are established, as required, with the staff S3/S2 to receive mission taskings and report intelligence. Some iterations of this task should be performed in mission-oriented protective posture level 4 (MOPP4).

**TASK STANDARDS:** The platoon successfully deploys its assets and provides effective TUAV aerial reconnaissance and limited analysis of intelligence, as tasked, for the duration of the tactical mission and/or deployment.

TASK STEPS AND PERFORMANCE MEASURES	GO	NO-GO
<p>*1. Platoon leader, in conjunction with unmanned aerial vehicle (UAV) operations technician, directs the deployment of platoon assets in support of tactical operations.</p> <ul style="list-style-type: none"> <li>a. Selects the launch and recovery site.</li> <li>b. Directs the establishment of the launch and recovery (L/R) site.</li> <li>c. Directs the establishment of an operational platoon command post (CP) at the L/R site.</li> <li>d. Deploys the ground control stations as directed by the operation order (OPORD) and the commander's guidance.</li> </ul> <p>2. Platoon headquarters ensures that video remote terminals are distributed and trained in accordance with the OPORD.</p> <p>*3. Platoon leader, in conjunction with the UAV operations technician, directs UAV operations in support of tactical operations.</p> <ul style="list-style-type: none"> <li>a. Conducts mission planning to collect required information in a timely manner.                             <ul style="list-style-type: none"> <li>(1) Plots the mission to include ingress and egress routes.</li> <li>(2) Ensures the mission is within the operational parameters of the system.</li> </ul> </li> <li>b. Submits flight requests and airspace requirements to the supported S3 Air for airspace deconfliction and integration into the air tasking order, special instructions, or the airspace control order.</li> <li>c. Directs the L/R section to conduct launch or recovery operations.</li> <li>d. Conducts mission planning based upon in-flight dynamic retasking.</li> </ul> <p>4. Platoon headquarters submits the resource status report in accordance with the tactical standing operating procedures (TSOP) or upon a change in status.</p> <p>*5. Platoon sergeant coordinates the administrative and logistical support to keep the platoon operational.</p> <p>*6. Platoon leader directs the displacement of the platoon to a new site based upon a change of mission and the requirement to move.</p> <ul style="list-style-type: none"> <li>a. Selects the new L/R site.</li> </ul>		

TASK STEPS AND PERFORMANCE MEASURES	GO	NO-GO
<p>(1) Conducts map reconnaissance of the site and potential routes.</p> <p>(2) Conducts route reconnaissance to the site (if conditions permit).</p> <p>b. Directs the displacement of the platoon from the current site.</p> <p>c. Directs the tactical movement of the platoon to the new site.</p>		

TASK PERFORMANCE / EVALUATION SUMMARY BLOCK							
ITERATION	1	2	3	4	5	M	TOTAL
TOTAL TASK STEPS EVALUATED							
TOTAL TASK STEPS "GO"							
TRAINING STATUS "GO"/"NO-GO"							

\* indicates a leader task step.

**SUPPORTING INDIVIDUAL TASKS**

Task Number	Task Title	References
071-332-5000(SL3)	Prepare an Operation Overlay	STP 21-24-SMCT
071-332-5021(SL3)	Prepare a Situation Map	STP 21-24-SMCT
101-92Y-0001(SL4)	Supervise Supply Activities	STP 21-24-SMCT
101-92Y-0002(SL3)	Plan Tactical Re-Supply Operations	STP 21-24-SMCT
101-CLT-0198(SL4)	Supervise Tactical Feeding Operation	STP 21-24-SMCT
113-637-2001(SL1)	Communicate Via a Tactical Radio	STP 21-1-SMCT
151-357-0001(SL4)	Supervise CSS Functions During Platoon Operations	STP 21-24-SMCT
181-105-2002(SL2)	Conduct Combat Operations According to the Law of War	STP 21-24-SMCT
301-371-1000(SL1)	Report Intelligence Information	STP 21-1-SMCT
301-371-1052(SL1)	Protect Classified Information and Material	STP 21-1-SMCT
441-091-3000(SL3)	Supervise the Implementation of Air Defense Measures	STP 21-24-SMCT
805C-PAD-2461(SL2)	Maintain Accountability of Personnel (Status Report)	STP 21-24-SMCT
805C-PAD-4595(SL4)	Supervise Cross-Leveling of Personnel	STP 21-24-SMCT
850-001-2000(SL2)	Employ Accident Prevention Measures and Risk Management Process	STP 21-24-SMCT
850-001-3001(SL3)	Control Mission Safety Hazard	STP 21-24-SMCT
850-001-4001(SL4)	Integrate Risk Management Into Platoon	STP 21-24-SMCT

**SUPPORTING COLLECTIVE TASKS**

Task Number	Task Title	References
34-4-1010	Emplace the Tactical Unmanned Aerial Vehicle (TUAV) Launch and Recovery Site (Shadow)	ARTEP 34-117-30-MTP
34-4-1011	Emplace the Tactical Unmanned Aerial Vehicle (TUAV) Forward Control Site (Shadow)	ARTEP 34-387-30-MTP ARTEP 34-117-30-MTP
34-4-1012	Perform Tactical Unmanned Aerial Vehicle (TUAV) Airspace Coordination and Control (Shadow)	ARTEP 34-387-30-MTP ARTEP 34-117-30-MTP  ARTEP 34-387-30-MTP

**SUPPORTING COLLECTIVE TASKS**

<b>Task Number</b>	<b>Task Title</b>	<b>References</b>
34-4-1013	Perform Tactical Unmanned Aerial Vehicle (TUAV) Flight/Mission Operations (Shadow)	ARTEP 34-117-30-MTP
34-4-1014	Perform Tactical Unmanned Aerial Vehicle (TUAV) System Maintenance (Shadow)	ARTEP 34-387-30-MTP ARTEP 34-117-30-MTP
34-4-1015	Displace From the Tactical Unmanned Aerial Vehicle (TUAV) Launch and Recovery Site (Shadow)	ARTEP 34-387-30-MTP ARTEP 34-117-30-MTP
34-4-1016	Displace From the Tactical Unmanned Aerial Vehicle (TUAV) Forward Control Site (Shadow)	ARTEP 34-387-30-MTP ARTEP 34-117-30-MTP  ARTEP 34-387-30-MTP

OPFOR TASKS AND STANDARDS

**TASK: Conduct Air Attacks (34-OPFOR-1006)**

**CONDITION:** OPFOR elements in the rear area have forwarded the coordinates of enemy facilities and elements. OPFOR aircraft have been dispatched to attack enemy installations or convoys.

**STANDARD:** Locate support sites, command and control facilities, and/or convoys. Attack runs on designated targets are conducted. Enemy equipment, supplies, and vehicles are destroyed and enemy personnel are killed.

**TASK: Disrupt Enemy Movement and Operations Using Persistent and Nonpersistent Chemical Weapons (34-OPFOR-1001)**

**CONDITION:** Conventional artillery weapons or aircraft are available to deliver chemical weapons. Routes and key bases in the rear area have been selected.

**STANDARD:** Chemical agents are delivered into targeted areas. The movement of enemy supplies and equipment to forward areas is delayed by disrupting command and control systems. Enemy movement is successfully channeled into predesignated ambush areas. Enemy supplies and equipment are contaminated. A high rate of casualties is inflicted on enemy forces.

**TASK: Conduct Electronic Warfare (34-OPFOR-1012)**

**CONDITION:** Opposing force (OPFOR) employs collection and direction-finding assets (ground and air) to monitor and locate enemy forces.

**STANDARD:** Locate the positions of enemy command, intelligence, and logistics units. Forward the locations of the positions to OPFOR headquarters. Use jamming signals against enemy radio receivers. Monitor enemy radio networks and report all information of intelligence value to OPFOR HQ.

**TASK: Conduct Raid (34-OPFOR-1009)**

**CONDITION:** OPFOR element has occupied an objective rally point and has orders to conduct a raid on a rear area base.

**STANDARD:** Surprise the enemy forces. Assault enemy support base and accomplish assigned tasks. Specified equipment and supplies are destroyed. Decisive engagement is avoided. All personnel are withdrawn from the area within the prescribed time. The collected intelligence data satisfies the priority intelligence requirements (PIRs).

**ELEMENT:** Ground Surveillance Radar Section (4 Teams)

**TASK: Emplace Antenna Group OE-239 (34-4-0008)**

(TM 11-5820-867-12)

**ITERATION:** 1 2 3 4 5 M (Circle)

**COMMANDER/LEADER ASSESSMENT:** T P U (Circle)

**CONDITIONS:** The remotely monitored battlefield sensor system team has completed programming all sensors, repeaters, and the sensor monitoring set in accordance with the mission plan. Some iterations of this task should be performed in mission-oriented protective posture level 4 (MOPP4).

**TASK STANDARDS:** The team prepares, emplaces, and displaces the OE-239 antenna group in accordance with the monitoring site and mission plan.

TASK STEPS AND PERFORMANCE MEASURES	GO	NO-GO
<p>1. Assemble antenna group on the ground.</p> <ul style="list-style-type: none"> <li>a. Install battery in antenna coupler.</li> <li>b. Connect radio frequency amplifier to antenna connector.</li> <li>c. Place antenna bracket on mast.</li> <li>d. Connect the 200-foot (60-meter) coaxial cable to radio frequency amplifier.</li> <li>e. Slide antenna into antenna bracket.</li> <li>f. Loop 200-foot (60-meter) coaxial cable through eye of keeper.</li> </ul> <p>2. Assemble antenna mast.</p> <hr/> <p><b>Note:</b> Be sure to raise the mast and antenna only in areas free of electrical power lines.</p> <hr/> <ul style="list-style-type: none"> <li>a. Locate suitable site; optimum conditions for site are fairly level ground and a clear area of at least 50 feet x 50 feet (16 meters x 16 meters).</li> <li>b. Drive mast base assembly through plate.</li> <li>c. Anchor plate with stake.</li> <li>d. Install five lower mast sections on mast base.</li> <li>e. Install five upper mast sections.</li> <li>f. Attach radio frequency amplifier, antenna, and 200-foot (60-meter) coaxial cable assembly to top of mast.</li> <li>g. Place four stakes 25 feet (8 meters) from base assembly.</li> <li>h. Attach free ends of guy assemblies to appropriate stakes.</li> <li>i. Attach remaining guy assemblies at full loose adjustment and begin raising mast by walking it up, top to bottom.</li> <li>j. Drive grounding rod into ground and attach braided grounding cable from grounding rod to sensor monitoring set.</li> <li>k. Connect free end of 200-foot (60-meter) coaxial cable to antenna coupler.</li> <li>l. Attach 20-foot (6 meter) cable from coupler to the sensor monitoring set.</li> </ul>		

TASK STEPS AND PERFORMANCE MEASURES	GO	NO-GO
<p><b>3.</b> Displace antenna group.</p> <ul style="list-style-type: none"> <li>a. Ensure that antenna coupler power switch is off.</li> <li>b. Disconnect coaxial cable from antenna coupler and sensor monitoring set.</li> <li>c. Disconnect ground cable and remove grounding rod.</li> <li>d. Install protective caps on all antenna coupler connections.</li> <li>e. Lower antenna group mast by detaching left and right guy assemblies; then, with the two remaining guy assemblies, lower mast by walking it down, bottom to top.</li> <li>f. Remove 200-foot (60-meter) coaxial cable.</li> <li>g. Remove antenna and radio frequency amplifier from bracket.</li> <li>h. Disconnect 200-foot (60-meter) coaxial cable from radio frequency amplifier.</li> <li>i. Disconnect radio frequency amplifier from antenna.</li> <li>j. Disassemble mast and pack in transit bag.</li> </ul>		

TASK PERFORMANCE / EVALUATION SUMMARY BLOCK							
ITERATION	1	2	3	4	5	M	TOTAL
TOTAL TASK STEPS EVALUATED							
TOTAL TASK STEPS "GO"							
TRAINING STATUS "GO"/"NO-GO"							

\* indicates a leader task step.

**SUPPORTING INDIVIDUAL TASKS**

Task Number	Task Title	References
301-96R-1109	Assemble Antenna Group OE-239	STP 34-96R15-SM-TG
301-98G-2300	Determine the Layout of a Tactical Site (AD, QB)	STP 34-98G14-SM-TG
850-001-2000(SL2)	Employ Accident Prevention Measures and Risk Management Process	STP 21-24-SMCT
850-001-3001(SL3)	Control Mission Safety Hazard	STP 21-24-SMCT

SUPPORTING COLLECTIVE TASKS: NONE

OPFOR TASKS AND STANDARDS

**TASK: Disrupt Enemy Movement and Operations Using Persistent and Nonpersistent Chemical Weapons (34-OPFOR-1001)**

**CONDITION:** Conventional artillery weapons or aircraft are available to deliver chemical weapons. Routes and key bases in the rear area have been selected.

**STANDARD:** Chemical agents are delivered into targeted areas. The movement of enemy supplies and equipment to forward areas is delayed by disrupting command and control systems. Enemy movement is successfully channeled into predesignated ambush areas. Enemy supplies and equipment are contaminated. A high rate of casualties is inflicted on enemy forces.

**TASK: Conduct Air Attacks (34-OPFOR-1006)**

**CONDITION:** Opposing force (OPFOR) elements in the rear area have forwarded the coordinates of enemy facilities and elements. OPFOR aircraft have been dispatched to attack enemy installations or convoys.

**STANDARD:** Locate support sites, command and control facilities, and/or convoys. Attack runs on designated targets are conducted. Enemy equipment, supplies, and vehicles are destroyed and enemy personnel are killed.

**TASK: Conduct Aerial Reconnaissance (34-OPFOR-1007)**

**CONDITION:** OPFOR HQ requires intelligence on the location and identification of enemy elements. Aircraft is dispatched to take photographs and conduct a visual inspection of enemy area.

**STANDARD:** Locate and photograph enemy positions in assigned sectors, including support and storage bases and command and control facilities. Visual checks are conducted when possible. The enemy is not engaged. Priority intelligence requests and other information requirements (IRs) are reported to OPFOR HQ.

**TASK: Conduct Hasty Ambush (34-OPFOR-1003)**

**CONDITION:** OPFOR element is moving in a concealed area when an enemy element is reported moving along an adjacent route.

**STANDARD:** The ambush site is prepared before the arrival of the enemy element. The enemy force is surprised and casualties are inflicted within the designated kill zone. Delay enemy march element from reaching its specified destination. Withdraw, on order, within two minutes of ambush initiation. Report results of mission to headquarters.

**TASK: Conduct Deliberate Ambush (34-OPFOR-1004)**

**CONDITION:** OPFOR element is operating along an enemy major supply route. Intelligence has reported an enemy convoy approaching the element. Headquarters has ordered complete destruction of the march element. The march element is approximately 15 minutes from the ambush point. OPFOR element possesses automatic weapons, antiarmor weapons, and command-detonated mines.

**STANDARD:** Prepare ambush site before arrival of enemy convoy. Surprise enemy forces. Force enemy march element to halt in kill zone. Kill, wound, or capture enemy personnel and destroy all vehicles and equipment. Consolidate and withdraw from the area on order. Results of the mission are reported to headquarters.

**TASK: Conduct Raid (34-OPFOR-1009)**

**CONDITION:** OPFOR element has occupied an objective rally point and has orders to conduct a raid on a rear area base.

**STANDARD:** Surprise the enemy forces. Assault enemy support base and accomplish assigned tasks. Specified equipment and supplies are destroyed. Decisive engagement is avoided. All personnel are withdrawn from the area within the prescribed time. The collected intelligence data satisfies the priority intelligence requirements (PIRs).

**ELEMENT:** Ground Surveillance Radar Section (4 Teams)

**TASK: Employ Improved Remotely Monitored Battlefield Sensor System (IREMBASS) (34-4-0022)**  
(FM 34-80)

**ITERATION:** 1 2 3 4 5 M (Circle)

**COMMANDER/LEADER ASSESSMENT:** T P U (Circle)

**CONDITIONS:** The improved remotely monitored battlefield sensor system (IREMBASS) team has received a mission. A preliminary deployment location has been identified. Some iterations of this task should be performed in mission-oriented protective posture level 4 (MOPP4).

**TASK STANDARDS:** The team prepares and moves to the prescribed location, and employs and monitors IREMBASS in the supported unit area of operations in accordance with mission orders. The team analyzes collected data and reports intelligence to higher headquarters in near real time.

TASK STEPS AND PERFORMANCE MEASURES	GO	NO-GO
<p><b>*1.</b> Coordinate with the supported unit commander or S2 on the following:</p> <ul style="list-style-type: none"> <li><b>a.</b> The mission.</li> <li><b>b.</b> The friendly and enemy situation. The IREMBASS team leader must consider the following:                             <ul style="list-style-type: none"> <li><b>(1)</b> Maps, photographs, or overlays of the area of interest.</li> <li><b>(2)</b> Expected targets by type.</li> <li><b>(3)</b> Required reports.</li> <li><b>(4)</b> Reporting procedures.</li> <li><b>(5)</b> Communications.</li> <li><b>(6)</b> Classes I through IX supplies.</li> <li><b>(7)</b> Maintenance support.</li> <li><b>(8)</b> Sensor implant site.</li> <li><b>(9)</b> Monitor site.</li> <li><b>(10)</b> Implant mission security.</li> <li><b>(11)</b> Surveillance areas.</li> <li><b>(12)</b> Operation periods and schedule.</li> </ul> </li> </ul> <p><b>*2.</b> Review the mission plan.</p> <ul style="list-style-type: none"> <li><b>a.</b> Select assets (personnel and equipment) to employ, and conduct rehearsal of mission personnel.</li> <li><b>b.</b> Ensure all equipment is complete and operational.</li> <li><b>c.</b> Ensure all monitors, sensors, and repeaters are programmed prior to departure.</li> <li><b>d.</b> Ensure all sensors and repeaters are programmed with the proper identification codes and channels.</li> </ul> <p><b>3.</b> Prepare a preliminary sensor sketch map.</p> <ul style="list-style-type: none"> <li><b>a.</b> Record general terrain information.</li> <li><b>b.</b> Record grid coordinates for each piece of equipment.</li> <li><b>c.</b> Record specific terrain information.</li> </ul>		

TASK STEPS AND PERFORMANCE MEASURES	GO	NO-GO
<p>d. Record implant information.</p> <p>e. Record distance between sensors.</p> <p>4. Prepare a terrain profile to determine if the string or target area can be monitored.</p> <hr/> <p><b>Note:</b> If possible, the monitoring site should be collocated with the supported unit S2. This will allow sensor activity/information to be fused with other intelligence in a timely manner.</p> <hr/> <p>a. Determine if a radio line of sight exists from the site to the target area.</p> <p>b. Determine potential direct fire weapons positions.</p> <p>c. Determine potential locations for defensive positions.</p> <p>d. Select the highest points between the start point and the end point as a monitor site or repeater's location to establish radio line of sight.</p> <p>e. Use the distance capabilities (up to 15 km [9.3 miles], ground-to-ground) to determine the repeater's location or the number of repeaters needed.</p> <p>5. Navigate to a specific location while using aerial, route, or zone reconnaissance techniques.</p> <p>a. Secure implant area.</p> <p>b. Ensure equipment is correctly implanted.</p> <p>c. Camouflage equipment.</p> <p>d. Ensure equipment is operational after implant is completed.</p> <p>*6. Update the preliminary sensor sketch map.</p> <p>a. Annotate the 8-digit grid coordinates of the first, middle, and last sensor in the string or field.</p> <p>b. Annotate the distance in meters between sensors.</p> <p>c. Record azimuths to or from sensor or repeater locations.</p> <p>d. Record any significant features that could help in the recovery of the sensor string, sensor field, or repeaters.</p> <p>e. Determine and annotate the detection range of the sensors if time and conditions permit.</p> <p>f. Record any information that may be important, such as poor road conditions that may affect the mission.</p> <p>g. Use proper symbology for the IREMBASS equipment.</p> <p>h. Use proper marginal information.</p> <p>7. Navigate to monitor site.</p> <p>a. Ensure monitor is properly programmed.</p> <p>b. Ensure overlays are completed and given to S2.</p> <p>8. Prepare the sensor operation data record.</p> <p>a. Record the string field.</p>		



TASK STEPS AND PERFORMANCE MEASURES	GO	NO-GO
<p>b. Record the identification codes of the sensors or repeaters.</p> <p>c. Record the monitor programmer channel.</p> <p>d. Record the sensors transmitting channel.</p> <p>e. Record the repeater transmitting channel.</p> <p>f. Record the detection range of the seismic acoustic sensors.</p> <p>g. Record the type of sensor (seismic acoustic, infrared, or magnetic).</p> <p>h. Record the 8-digit grid coordinate of the first, middle, and last sensor in the field.</p> <p>i. Record the implant date.</p> <p>j. Record the programmed life of the battery (7.5 days, 15 days, 30 days, or end of line [EOL]).</p> <p>k. Record any adverse conditions that can assist the operator or S2 during sensor data analysis (muddy roads, snow, ice, frozen ruts, rugged terrain, other).</p> <p>9. Analyze sensor data.</p> <p>a. Determine type of target.</p> <p>b. Determine the number of targets by using the appropriate count indicator sensor and counting the activations (magnetic for vehicles, infrared for personnel).</p> <p>c. Determine direction of travel.</p> <p>d. Determine the distance in meters from 2-count indicator sensors in the string by using the sketch map.</p> <p>e. Determine time measure.</p> <hr/> <p><b>Note:</b> To determine time: Measure with a ruler from the first activation of the first-count sensor indicator to the first activation of the second-count sensor indicator to the closest one thirty-second of an inch. Convert this measurement to minutes using the chart on the monitor programmer. The answer is time.</p> <hr/> <p>f. Determine total time count indicator minutes using the chart of the monitor programmer.</p> <hr/> <p><b>Note:</b> This task is accomplished by measuring with a ruler from the first to the last activation of the appropriate count indicator sensor to the closest one thirty-second of an inch. Convert this measurement to minutes using the chart provided by the monitor programmer.</p> <hr/> <p>g. Determine the length of the column by multiplying total time count indicator by rate of speed. This is the length of the column in meters.</p> <p>10. Report all targets using the sensor activation spot report and supported unit communication procedures.</p> <p>a. Record the direction of the target's movement.</p>		

TASK STEPS AND PERFORMANCE MEASURES	GO	NO-GO
<ul style="list-style-type: none"> <li>b. Record the rate of speed of the target.</li> <li>c. Record the length of the column of the target.</li> <li>d. Record the type of target.</li> <li>e. Record the last time observed and last known location of the target.</li> <li>f. Identify the sensor field or string monitored.</li> <li>g. Record other pertinent information in the remarks section.</li> <li>h. Identify the operator and unit.</li> <li>i. Record the number of targets.</li> </ul>		

TASK PERFORMANCE / EVALUATION SUMMARY BLOCK							
ITERATION	1	2	3	4	5	M	TOTAL
TOTAL TASK STEPS EVALUATED							
TOTAL TASK STEPS "GO"							
TRAINING STATUS "GO"/"NO-GO"							

\* indicates a leader task step.

**SUPPORTING INDIVIDUAL TASKS**

Task Number	Task Title	References
031-503-3008(SL2)	Implement Mission-Oriented Protective Posture	STP 21-24-SMCT
052-191-1361(SL1)	Camouflage Yourself and Your Individual Equipment	STP 21-1-SMCT
052-191-1362(SL1)	Camouflage Equipment	STP 21-1-SMCT
061-283-6003(SL2)	Adjust Indirect Fire	STP 21-24-SMCT
071-326-0502(SL1)	Move Under Direct Fire	STP 21-1-SMCT
071-326-0503(SL1)	Move Over, Through, or Around Obstacles (Except Minefields)	STP 21-1-SMCT
071-326-0510(SL1)	React to Indirect Fire While Dismounted	STP 21-1-SMCT
071-326-0511(SL1)	React to Flares	STP 21-1-SMCT
071-326-0513(SL1)	Select Temporary Fighting Positions	STP 21-1-SMCT
071-326-3002(SL1)	React to Indirect Fire While Mounted	STP 21-1-SMCT
071-326-5502(SL2)	Issue a Fragmentary Order	STP 21-24-SMCT
071-326-5505(SL2)	Issue an Oral Operation Order	STP 21-24-SMCT
071-326-5705(SL2)	Establish an Observation Post	STP 21-24-SMCT
071-329-1004	Determine the Elevation of a Point on the Ground Using a Map	STP 21-24-SMCT
071-329-1006(SL1)	Navigate From One Point on the Ground to Another Point While Dismounted	STP 21-1-SMCT
071-329-1009	Convert Azimuths	STP 21-24-SMCT
071-329-1011	Orient a Map Using a Compass	STP 21-24-SMCT
071-329-1014	Locate an Unknown Point on a Map and on the Ground by Intersection	STP 21-24-SMCT
071-329-1015	Locate an Unknown Point on a Map and on the Ground by Resection	STP 21-24-SMCT
071-329-1019(SL2)	Use a Map Overlay	STP 21-24-SMCT

**SUPPORTING INDIVIDUAL TASKS**

<b>Task Number</b>	<b>Task Title</b>	<b>References</b>
071-329-1030(SL1)	Navigate From One Point on the Ground to Another Point While Mounted	STP 21-1-SMCT
071-331-0815(SL1)	Practice Noise, Light, and Litter Discipline	STP 21-1-SMCT
071-332-5021(SL3)	Prepare a Situation Map	STP 21-24-SMCT
071-410-0002(SL1)	React to Direct Fire While Mounted	STP 21-1-SMCT
071-430-0002(SL2)	Conduct a Defense by a Squad	STP 21-24-SMCT
071-430-0003(SL3)	Consolidate a Squad Following Enemy Contact While in the Defense	STP 21-24-SMCT
071-430-0004(SL3)	Reorganize a Squad Following Enemy Contact While in the Defense	STP 21-24-SMCT
071-710-0006(SL1)	Plan Use of Night Vision Devices	STP 21-1-SMCT
091-CLT-4029(SL2)	Supervise Preventive Maintenance Checks and Services (PMCS)	STP 21-24-SMCT
101-92Y-0006(SL2)	Inspect Equipment for Accountability, Cleanliness, and Serviceability	STP 21-24-SMCT
113-637-2001(SL1)	Communicate Via a Tactical Radio	STP 21-1-SMCT
181-105-2002(SL2)	Conduct Combat Operations According to the Law of War	STP 21-24-SMCT
301-341-2342	Prepare a Terrain Profile for a Ground Surveillance Mission	STP 34-96R15-SM-TG
301-341-2350	Coordinate Tactical Employment and Logistical Support of a Surveillance Team	STP 34-96R15-SM-TG
301-341-3341	Plan a Ground Surveillance Mission	STP 34-96R15-SM-TG
301-371-1000(SL1)	Report Intelligence Information	STP 21-1-SMCT
301-371-1052(SL1)	Protect Classified Information and Material	STP 21-1-SMCT
301-96R-1107	Operate Monitor/Programmer PSQ-7	STP 34-96R15-SM-TG
301-96R-1108	Operate Lap Top Computer AN/ PYY-1 with Advanced Monitoring Display System (AMDS)	STP 34-96R15-SM-TG
301-96R-1109	Assemble Antenna Group OE-239	STP 34-96R15-SM-TG
301-96R-1111	Emplace Repeater RT-1175 Series	STP 34-96R15-SM-TG
301-96R-1113	Prepare Sensor Operator Data Record (SODR)	STP 34-96R15-SM-TG
301-96R-1114	Determine Sensor Data	STP 34-96R15-SM-TG
301-96R-2102	Supervise the Employment of Ground Surveillance Systems (GSS)	STP 34-96R15-SM-TG
301-96R-3200	Recommend Tactical Employment of Ground Surveillance Systems	STP 34-96R15-SM-TG
301-96R-4302	Plan the Employment of Intelligence and Surveillance (I&S) Platoon Assets	STP 34-96R15-SM-TG
441-091-2000(SL2)	Defend Against Air Attack (Active)	STP 21-24-SMCT
850-001-2000(SL2)	Employ Accident Prevention Measures and Risk Management Process	STP 21-24-SMCT

SUPPORTING COLLECTIVE TASKS: NONE

OPFOR TASKS AND STANDARDS

**TASK: Conduct Electronic Warfare (34-OPFOR-1012)**

**CONDITION:** Opposing force (OPFOR) employs collection and direction-finding assets (ground and air) to monitor and locate enemy forces.

**STANDARD:** Locate the positions of enemy command, intelligence, and logistics units. Forward the locations of the positions to OPFOR headquarters. Use jamming signals against enemy radio receivers. Monitor enemy radio networks and report all information of intelligence value to OPFOR HQ.

**TASK: Disrupt Enemy Movement and Operations Using Tactical Nuclear Weapons (34-OPFOR-1002)**

**CONDITION:** Orders have been received to use tactical nuclear weapons in the enemy's rear area. Key locations have been identified.

**STANDARD:** Tactical nuclear missiles are delivered on target. Movement of equipment and supplies is disrupted or delayed to forward areas. Enemy equipment and supplies are destroyed. A high rate of nuclear casualties is inflicted among enemy troops.

**TASK: Conduct Air Attacks (34-OPFOR-1006)**

**CONDITION:** OPFOR elements in the rear area have forwarded the coordinates of enemy facilities and elements. OPFOR aircraft have been dispatched to attack enemy installations or convoys.

**STANDARD:** Locate support sites, command and control facilities, and/or convoys. Attack runs on designated targets are conducted. Enemy equipment, supplies, and vehicles are destroyed and enemy personnel are killed.

**TASK: Conduct Aerial Reconnaissance (34-OPFOR-1007)**

**CONDITION:** OPFOR HQ requires intelligence on the location and identification of enemy elements. Aircraft is dispatched to take photographs and conduct a visual inspection of enemy area.

**STANDARD:** Locate and photograph enemy positions in assigned sectors, including support and storage bases and command and control facilities. Visual checks are conducted when possible. The enemy is not engaged. Priority intelligence requests and other information requirements (IRs) are reported to OPFOR HQ.

**TASK: Conduct Hasty Ambush (34-OPFOR-1003)**

**CONDITION:** OPFOR element is moving in a concealed area when an enemy element is reported moving along an adjacent route.

**STANDARD:** The ambush site is prepared before the arrival of the enemy element. The enemy force is surprised and casualties are inflicted within the designated kill zone. Delay enemy march element from reaching its specified destination. Withdraw, on order, within two minutes of ambush initiation. Report results of mission to headquarters.

**TASK: Conduct Deliberate Ambush (34-OPFOR-1004)**

**CONDITION:** OPFOR element is operating along an enemy major supply route. Intelligence has reported an enemy convoy approaching the element. Headquarters has ordered complete destruction of the march element. The march element is approximately 15 minutes from the ambush point. OPFOR element possesses automatic weapons, antiarmor weapons, and command-detonated mines.

**STANDARD:** Prepare ambush site before arrival of enemy convoy. Surprise enemy forces. Force enemy march element to halt in kill zone. Kill, wound, or capture enemy personnel and destroy all vehicles and equipment. Consolidate and withdraw from the area on order. Results of the mission are reported to headquarters.

**TASK: Conduct Raid (34-OPFOR-1009)**

**CONDITION:** OPFOR element has occupied an objective rally point and has orders to conduct a raid on a rear area base.

**STANDARD:** Surprise the enemy forces. Assault enemy support base and accomplish assigned tasks. Specified equipment and supplies are destroyed. Decisive engagement is avoided. All personnel are withdrawn from the area within the prescribed time. The collected intelligence data satisfies the priority intelligence requirements (PIRs).

**ELEMENT:** Ground Surveillance Radar Section (4 Teams)

**TASK: Prepare the Repeater for Operation (Improved Remotely Monitored Battlefield Sensor System (IREMBASS)) (34-4-0023)**  
(FM 34-80)

**ITERATION:** 1      2      3      4      5      M      (Circle)

**COMMANDER/LEADER ASSESSMENT:** T      P      U      (Circle)

**CONDITIONS:** The improved remotely monitored battlefield sensor system team reviews the supported unit mission plan. A terrain profile of the surveillance area is prepared and there is no radio line of sight from the sensor antennas to the AN/PSQ-7 monitor programmer. Some iterations of this task should be performed in mission-oriented protective posture level 4 (MOPP4).

**TASK STANDARDS:** The repeater is 100 percent operational within timelines established in the unit standing operating procedures (SOP). (Batteries are installed, operational codes are set into the programmer, codes are loaded into the repeater, and the repeater is tested for operation.)

TASK STEPS AND PERFORMANCE MEASURES	GO	NO-GO
<ol style="list-style-type: none"> <li>1. Install the battery.                             <ol style="list-style-type: none"> <li>a. Set repeater MODE switch to OFF.</li> <li>b. Release two outer case latches.</li> <li>c. Remove repeater cover.</li> <li>d. Remove batteries.</li> <li>e. Reinstall new batteries.</li> <li>f. Reinstall battery cover.</li> </ol> </li> <li>2. Connect the monitor programmer.                             <ol style="list-style-type: none"> <li>a. Set programmer MODE switch to OFF.</li> <li>b. Ensure the repeater MODE switch is off.</li> <li>c. Connect cable to code programmer and repeater.</li> </ol> </li> <li>3. Program and load the repeater.                             <ol style="list-style-type: none"> <li>a. Turn programmer on, press TAB, move cursor to GO TO PROGRAM MENU.</li> <li>b. Press ENTER; use (&lt;) or (&gt;) key to move cursor to XMTR-001.</li> <li>c. Press INC or DEC to enter channel code numbers.</li> <li>d. Press TAB to move cursor to LITE.</li> <li>e. Press INC or DEC to set length of mission [7.5 days, 15 days, 30 days, or end of life (EOL)].</li> <li>f. Press TAB, move cursor to RCVR; repeat steps "b" and "c" above to enter receiver channel code number.</li> <li>g. Press TAB, move cursor to MODE. Press INC or DEC to set ARM or TST for test.</li> <li>h. Press TAB, move cursor to LOAD.</li> <li>i. Press ENTER. "LOAD GO-HIT ANY KEY TO CONT" is displayed.</li> </ol> </li> </ol>		

TASK STEPS AND PERFORMANCE MEASURES	GO	NO-GO
<p>4. Test the repeater.</p> <p>a. Connect the antenna cable to the repeater.</p> <p>b. Connect the antenna to the antenna mount on the repeater.</p> <p>5. Perform the self-test and pre-mission test for the repeater.</p> <p>a. Turn the repeater on.</p> <p>b. Turn the monitor programmer on.</p> <p>c. Observe the monitor programmer display (wait 12 seconds).</p> <p>d. Turn off the repeater.</p> <p>e. Turn off the monitor programmer.</p> <p>6. Prepare equipment to go to the emplacement site.</p> <p>a. Disassemble the repeater and sensor and stow all components.</p> <p>b. Replace all protective caps on the sensor and repeater.</p>		

TASK PERFORMANCE / EVALUATION SUMMARY BLOCK							
ITERATION	1	2	3	4	5	M	TOTAL
TOTAL TASK STEPS EVALUATED							
TOTAL TASK STEPS "GO"							
TRAINING STATUS "GO"/"NO-GO"							

\* indicates a leader task step.

**SUPPORTING INDIVIDUAL TASKS**

Task Number	Task Title	References
091-CLT-4029(SL2)	Supervise Preventive Maintenance Checks and Services (PMCS)	STP 21-24-SMCT
101-92Y-0006(SL2)	Inspect Equipment for Accountability, Cleanliness, and Serviceability	STP 21-24-SMCT
301-96R-1107	Operate Monitor/Programmer PSQ-7	STP 34-96R15-SM-TG
301-96R-1111	Emplace Repeater RT-1175 Series	STP 34-96R15-SM-TG
850-001-2000(SL2)	Employ Accident Prevention Measures and Risk Management Process	STP 21-24-SMCT
850-001-3001(SL3)	Control Mission Safety Hazard	STP 21-24-SMCT

SUPPORTING COLLECTIVE TASKS: NONE

OPFOR TASKS AND STANDARDS

**TASK: Disrupt Enemy Movement and Operations Using Tactical Nuclear Weapons (34-OPFOR-1002)**

**CONDITION:** Orders have been received to use tactical nuclear weapons in the enemy's rear area. Key locations have been identified.

**STANDARD:** Tactical nuclear missiles are delivered on target. Movement of equipment and supplies is disrupted or delayed to forward areas. Enemy equipment and supplies are destroyed. A high rate of nuclear casualties is inflicted among enemy troops.

**TASK: Conduct Air Attacks (34-OPFOR-1006)**

**CONDITION:** Opposing force (OPFOR) elements in the rear area have forwarded the coordinates of enemy facilities and elements. OPFOR aircraft have been dispatched to attack enemy installations or convoys.

**STANDARD:** Locate support sites, command and control facilities, and/or convoys. Attack runs on designated targets are conducted. Enemy equipment, supplies, and vehicles are destroyed and enemy personnel are killed.

**TASK: Conduct Aerial Reconnaissance (34-OPFOR-1007)**

**CONDITION:** OPFOR HQ requires intelligence on the location and identification of enemy elements. Aircraft is dispatched to take photographs and conduct a visual inspection of enemy area.

**STANDARD:** Locate and photograph enemy positions in assigned sectors, including support and storage bases and command and control facilities. Visual checks are conducted when possible. The enemy is not engaged. Priority intelligence requests and other information requirements (IRs) are reported to OPFOR HQ.

**TASK: Conduct Hasty Ambush (34-OPFOR-1003)**

**CONDITION:** OPFOR element is moving in a concealed area when an enemy element is reported moving along an adjacent route.

**STANDARD:** The ambush site is prepared before the arrival of the enemy element. The enemy force is surprised and casualties are inflicted within the designated kill zone. Delay enemy march element from reaching its specified destination. Withdraw, on order, within two minutes of ambush initiation. Report results of mission to headquarters.

**TASK: Conduct Raid (34-OPFOR-1009)**

**CONDITION:** OPFOR element has occupied an objective rally point and has orders to conduct a raid on a rear area base.

**STANDARD:** Surprise the enemy forces. Assault enemy support base and accomplish assigned tasks. Specified equipment and supplies are destroyed. Decisive engagement is avoided. All personnel are withdrawn from the area within the prescribed time. The collected intelligence data satisfies the priority intelligence requirements (PIRs).



**ELEMENT:** Ground Surveillance Radar Section (4 Teams)

**TASK: Emplace the Repeater for Operation (Improved Remotely Monitored Battlefield Sensor System (IREMBASS)) (34-4-0024)**  
(FM 34-80)

**ITERATION:** 1 2 3 4 5 M (Circle)

**COMMANDER/LEADER ASSESSMENT:** T P U (Circle)

**CONDITIONS:** The improved remotely monitored battlefield sensor system team has reviewed the supported unit mission plan. A terrain profile determines that radio line of sight cannot be established from the sensor string or field to the AN/PSQ-7 monitor programmer monitor site and that a repeater is required. The repeater is preprogrammed and loaded. Certain soil or other environmental conditions may preclude effective use of the repeater or cause the enemy to locate repeater positions easily, requiring leaders to use alternative means of employment. Some iterations of this task should be performed in mission-oriented protective posture level 4 (MOPP4).

**TASK STANDARDS:** The team emplaces and arms the repeater to establish line of sight with an AN/PSQ-7.

TASK STEPS AND PERFORMANCE MEASURES	GO	NO-GO
<p>*1. Select a site to emplace the repeater.</p> <ul style="list-style-type: none"> <li>a. Ensure the antenna is clear for radio line of sight transmission and reception.</li> <li>b. Ensure the site is well drained and free of water.</li> <li>c. Ensure the soil is soft enough to bury the repeater, if necessary.</li> <li>d. Avoid buildings or massive objects that may interfere with the repeater's operation.</li> <li>e. If required, erect camouflage.</li> </ul> <p>2. Install the antenna.</p> <p>3. Arm the repeater.</p> <ul style="list-style-type: none"> <li>a. Turn the repeater MODE switch to ARM.</li> <li>b. Turn the monitor programmer on, select the appropriate channel, and observe the display for 64/1.</li> </ul>		

TASK PERFORMANCE / EVALUATION SUMMARY BLOCK							
ITERATION	1	2	3	4	5	M	TOTAL
TOTAL TASK STEPS EVALUATED							
TOTAL TASK STEPS "GO"							
TRAINING STATUS "GO"/"NO-GO"							

\* indicates a leader task step.

**SUPPORTING INDIVIDUAL TASKS**

Task Number	Task Title	References
052-191-1362(SL1)	Camouflage Equipment	STP 21-1-SMCT
071-329-1004	Determine the Elevation of a Point on the Ground Using a Map	STP 21-24-SMCT
071-329-1019(SL2)	Use a Map Overlay	STP 21-24-SMCT

---

**SUPPORTING INDIVIDUAL TASKS**

<b>Task Number</b>	<b>Task Title</b>	<b>References</b>
091-CLT-4029(SL2)	Supervise Preventive Maintenance Checks and Services (PMCS)	STP 21-24-SMCT
101-92Y-0006(SL2)	Inspect Equipment for Accountability, Cleanliness, and Serviceability	STP 21-24-SMCT
301-96R-1107	Operate Monitor/Programmer PSQ-7	STP 34-96R15-SM-TG
301-96R-1111	Emplace Repeater RT-1175 Series	STP 34-96R15-SM-TG
301-96R-2102	Supervise the Employment of Ground Surveillance Systems (GSS)	STP 34-96R15-SM-TG
850-001-2000(SL2)	Employ Accident Prevention Measures and Risk Management Process	STP 21-24-SMCT
850-001-3001(SL3)	Control Mission Safety Hazard	STP 21-24-SMCT

SUPPORTING COLLECTIVE TASKS: NONE

OPFOR TASKS AND STANDARDS

**TASK: Disrupt Enemy Movement and Operations Using Tactical Nuclear Weapons (34-OPFOR-1002)**

**CONDITION:** Orders have been received to use tactical nuclear weapons in the enemy's rear area. Key locations have been identified.

**STANDARD:** Tactical nuclear missiles are delivered on target. Movement of equipment and supplies is disrupted or delayed to forward areas. Enemy equipment and supplies are destroyed. A high rate of nuclear casualties is inflicted among enemy troops.

**TASK: Conduct Air Attacks (34-OPFOR-1006)**

**CONDITION:** Opposing force (OPFOR) elements in the rear area have forwarded the coordinates of enemy facilities and elements. OPFOR aircraft have been dispatched to attack enemy installations or convoys.

**STANDARD:** Locate support sites, command and control facilities, and/or convoys. Attack runs on designated targets are conducted. Enemy equipment, supplies, and vehicles are destroyed and enemy personnel are killed.

**TASK: Conduct Aerial Reconnaissance (34-OPFOR-1007)**

**CONDITION:** OPFOR HQ requires intelligence on the location and identification of enemy elements. Aircraft is dispatched to take photographs and conduct a visual inspection of enemy area.

**STANDARD:** Locate and photograph enemy positions in assigned sectors, including support and storage bases and command and control facilities. Visual checks are conducted when possible. The enemy is not engaged. Priority intelligence requests and other information requirements (IRs) are reported to OPFOR HQ.

**TASK: Conduct Hasty Ambush (34-OPFOR-1003)**

**CONDITION:** OPFOR element is moving in a concealed area when an enemy element is reported moving along an adjacent route.

**STANDARD:** The ambush site is prepared before the arrival of the enemy element. The enemy force is surprised and casualties are inflicted within the designated kill zone. Delay enemy march element from reaching its specified destination. Withdraw, on order, within two minutes of ambush initiation. Report results of mission to headquarters.

**TASK: Conduct Deliberate Ambush (34-OPFOR-1004)**

**CONDITION:** OPFOR element is operating along an enemy major supply route. Intelligence has reported an enemy convoy approaching the element. Headquarters has ordered complete destruction of the march element. The march element is approximately 15 minutes from the ambush point. OPFOR element possesses automatic weapons, antiarmor weapons, and command-detonated mines.

**STANDARD:** Prepare ambush site before arrival of enemy convoy. Surprise enemy forces. Force enemy march element to halt in kill zone. Kill, wound, or capture enemy personnel and destroy all vehicles and equipment. Consolidate and withdraw from the area on order. Results of the mission are reported to headquarters.

**TASK: Conduct Raid (34-OPFOR-1009)**

**CONDITION:** OPFOR element has occupied an objective rally point and has orders to conduct a raid on a rear area base.

**STANDARD:** Surprise the enemy forces. Assault enemy support base and accomplish assigned tasks. Specified equipment and supplies are destroyed. Decisive engagement is avoided. All personnel are withdrawn from the area within the prescribed time. The collected intelligence data satisfies the priority intelligence requirements (PIRs).

**ELEMENT:** Ground Surveillance Radar Section (4 Teams)

**TASK: Recover the Repeater (Improved Remotely Monitored Battlefield Sensor System (IREMBASS)) (34-4-0025)**  
(FM 34-80)

**ITERATION:** 1 2 3 4 5 M (Circle)

**COMMANDER/LEADER ASSESSMENT:** T P U (Circle)

**CONDITIONS:** The improved remotely monitored battlefield sensor system team has been informed by the supported commander or S2 that the string or field is no longer needed for surveillance and that the repeater must be recovered for subsequent missions. Some iterations of this task should be performed in mission-oriented protective posture level 4 (MOPP4).

**TASK STANDARDS:** The team recovers and disarms the repeater, reports all deficiencies, and returns the repeater to combat-ready status.

TASK STEPS AND PERFORMANCE MEASURES	GO	NO-GO
<p>1. Recover the repeater.</p> <ul style="list-style-type: none"> <li>a. Refer to the sketch map for the location of the repeater.</li> <li>b. Use a military map to navigate to the location of the repeater.</li> <li>c. Recover the repeater by digging it up or removing the camouflage.</li> <li>d. Turn the repeater MODE switch to OFF.</li> <li>e. Disconnect the antenna cable from the repeater.</li> </ul> <hr/> <p><b>Note:</b> If the antenna mast was used, collapse the mast, and disassemble and stow it.</p> <hr/> <ul style="list-style-type: none"> <li>f. Fold the repeater antenna and stow.</li> <li>g. Coil all cables and stow.</li> <li>h. Remove batteries and stow.</li> <li>i. Replace protective caps.</li> <li>j. Return to supported unit with all equipment.</li> </ul> <p>2. Perform operator maintenance on equipment.</p> <ul style="list-style-type: none"> <li>a. Record all deficiencies on DA Form 2404 (<i>Equipment Inspection and Maintenance Worksheet</i>).</li> <li>b. Ensure all deficiencies are reported and repaired to ensure equipment is combat ready for the next mission.</li> </ul>		

TASK PERFORMANCE / EVALUATION SUMMARY BLOCK							
ITERATION	1	2	3	4	5	M	TOTAL
TOTAL TASK STEPS EVALUATED							
TOTAL TASK STEPS "GO"							
TRAINING STATUS "GO"/"NO-GO"							

\* indicates a leader task step.

**SUPPORTING INDIVIDUAL TASKS**

<b>Task Number</b>	<b>Task Title</b>	<b>References</b>
071-329-1006(SL1)	Navigate From One Point on the Ground to Another Point While Dismounted	STP 21-1-SMCT
071-329-1019(SL2)	Use a Map Overlay	STP 21-24-SMCT
071-329-1030(SL1)	Navigate From One Point on the Ground to Another Point While Mounted	STP 21-1-SMCT
071-331-0815(SL1)	Practice Noise, Light, and Litter Discipline	STP 21-1-SMCT
091-CLT-4029(SL2)	Supervise Preventive Maintenance Checks and Services (PMCS)	STP 21-24-SMCT
101-92Y-0006(SL2)	Inspect Equipment for Accountability, Cleanliness, and Serviceability	STP 21-24-SMCT
850-001-2000(SL2)	Employ Accident Prevention Measures and Risk Management Process	STP 21-24-SMCT
850-001-3001(SL3)	Control Mission Safety Hazard	STP 21-24-SMCT

SUPPORTING COLLECTIVE TASKS: NONE

**OPFOR TASKS AND STANDARDS**

**TASK: Disrupt Enemy Movement and Operations Using Tactical Nuclear Weapons (34-OPFOR-1002)**

**CONDITION:** Orders have been received to use tactical nuclear weapons in the enemy's rear area. Key locations have been identified.

**STANDARD:** Tactical nuclear missiles are delivered on target. Movement of equipment and supplies is disrupted or delayed to forward areas. Enemy equipment and supplies are destroyed. A high rate of nuclear casualties is inflicted among enemy troops.

**TASK: Conduct Air Attacks (34-OPFOR-1006)**

**CONDITION:** Opposing force (OPFOR) elements in the rear area have forwarded the coordinates of enemy facilities and elements. OPFOR aircraft have been dispatched to attack enemy installations or convoys.

**STANDARD:** Locate support sites, command and control facilities, and/or convoys. Attack runs on designated targets are conducted. Enemy equipment, supplies, and vehicles are destroyed and enemy personnel are killed.

**TASK: Conduct Aerial Reconnaissance (34-OPFOR-1007)**

**CONDITION:** OPFOR HQ requires intelligence on the location and identification of enemy elements. Aircraft is dispatched to take photographs and conduct a visual inspection of enemy area.

**STANDARD:** Locate and photograph enemy positions in assigned sectors, including support and storage bases and command and control facilities. Visual checks are conducted when possible. The enemy is not engaged. Priority intelligence requests and other information requirements (IRs) are reported to OPFOR HQ.

**TASK: Conduct Hasty Ambush (34-OPFOR-1003)**

**CONDITION:** OPFOR element is moving in a concealed area when an enemy element is reported moving along an adjacent route.

**STANDARD:** The ambush site is prepared before the arrival of the enemy element. The enemy force is surprised and casualties are inflicted within the designated kill zone. Delay enemy march element from

reaching its specified destination. Withdraw, on order, within two minutes of ambush initiation. Report results of mission to headquarters.

**TASK: Conduct Deliberate Ambush (34-OPFOR-1004)**

**CONDITION:** OPFOR element is operating along an enemy major supply route. Intelligence has reported an enemy convoy approaching the element. Headquarters has ordered complete destruction of the march element. The march element is approximately 15 minutes from the ambush point. OPFOR element possesses automatic weapons, antiarmor weapons, and command-detonated mines.

**STANDARD:** Prepare ambush site before arrival of enemy convoy. Surprise enemy forces. Force enemy march element to halt in kill zone. Kill, wound, or capture enemy personnel and destroy all vehicles and equipment. Consolidate and withdraw from the area on order. Results of the mission are reported to headquarters.

**TASK: Conduct Raid (34-OPFOR-1009)**

**CONDITION:** OPFOR element has occupied an objective rally point and has orders to conduct a raid on a rear area base.

**STANDARD:** Surprise the enemy forces. Assault enemy support base and accomplish assigned tasks. Specified equipment and supplies are destroyed. Decisive engagement is avoided. All personnel are withdrawn from the area within the prescribed time. The collected intelligence data satisfies the priority intelligence requirements (PIRs).

**ELEMENT:** Ground Surveillance Radar Section (4 Teams)

**TASK: Recover the Sensors (Improved Remotely Monitored Battlefield Sensor System (IREMBASS)) (34-4-0026)**  
(FM 34-80)

**ITERATION:** 1 2 3 4 5 M (Circle)

**COMMANDER/LEADER ASSESSMENT:** T P U (Circle)

**CONDITIONS:** The improved remotely monitored battlefield sensor system (IREMBASS) team has been informed by the brigade S2 that anti-intrusion sensors are no longer needed for surveillance and must be recovered for subsequent missions. Some iterations of this task should be performed in mission-oriented protective posture level 4 (MOPP4).

**TASK STANDARDS:** The team recovers and disarms the anti-intrusion sensors, reports all deficiencies, and returns the sensors to combat-ready status.

TASK STEPS AND PERFORMANCE MEASURES	GO	NO-GO
<ol style="list-style-type: none"> <li>1. Recover the anti-intrusion sensors.                             <ol style="list-style-type: none"> <li>a. Refer to the sketch map for the location of the anti-intrusion sensors.</li> <li>b. Use a military map to navigate to the location of the anti-intrusion sensors.</li> <li>c. Recover the anti-intrusion sensors by digging them up or removing the camouflage.</li> <li>d. Turn the anti-intrusion sensors' MODE switch to OFF.</li> <li>e. Disconnect the antenna cable from the anti-intrusion sensors.</li> <li>f. Fold the anti-intrusion sensors' antenna and stow.</li> <li>g. Coil all cables and stow.</li> <li>h. Replace the protective caps.</li> <li>i. Return to the supported unit with all equipment.</li> </ol> </li> <li>2. Perform operational maintenance on the equipment.                             <ol style="list-style-type: none"> <li>a. Record all deficiencies on DA Form 2404 (<i>Equipment Inspection and Maintenance Worksheet</i>).</li> <li>b. Remove the batteries and stow.</li> <li>c. Ensure all deficiencies are reported and repaired to ensure the equipment is combat ready for the next mission.</li> </ol> </li> </ol>		

TASK PERFORMANCE / EVALUATION SUMMARY BLOCK							
ITERATION	1	2	3	4	5	M	TOTAL
TOTAL TASK STEPS EVALUATED							
TOTAL TASK STEPS "GO"							
TRAINING STATUS "GO"/"NO-GO"							

\* indicates a leader task step.

---

**SUPPORTING INDIVIDUAL TASKS**

<b>Task Number</b>	<b>Task Title</b>	<b>References</b>
071-329-1006(SL1)	Navigate From One Point on the Ground to Another Point While Dismounted	STP 21-1-SMCT
071-329-1019(SL2)	Use a Map Overlay	STP 21-24-SMCT
071-329-1030(SL1)	Navigate From One Point on the Ground to Another Point While Mounted	STP 21-1-SMCT
071-331-0815(SL1)	Practice Noise, Light, and Litter Discipline	STP 21-1-SMCT
091-CLT-4029(SL2)	Supervise Preventive Maintenance Checks and Services (PMCS)	STP 21-24-SMCT
101-92Y-0006(SL2)	Inspect Equipment for Accountability, Cleanliness, and Serviceability	STP 21-24-SMCT
850-001-2000(SL2)	Employ Accident Prevention Measures and Risk Management Process	STP 21-24-SMCT
850-001-3001(SL3)	Control Mission Safety Hazard	STP 21-24-SMCT

SUPPORTING COLLECTIVE TASKS: NONE

OPFOR TASKS AND STANDARDS

**TASK: Disrupt Enemy Movement and Operations Using Tactical Nuclear Weapons (34-OPFOR-1002)**

**CONDITION:** Orders have been received to use tactical nuclear weapons in the enemy's rear area. Key locations have been identified.

**STANDARD:** Tactical nuclear missiles are delivered on target. Movement of equipment and supplies is disrupted or delayed to forward areas. Enemy equipment and supplies are destroyed. A high rate of nuclear casualties is inflicted among enemy troops.

**TASK: Conduct Air Attacks (34-OPFOR-1006)**

**CONDITION:** Opposing force (OPFOR) elements in the rear area have forwarded the coordinates of enemy facilities and elements. OPFOR aircraft have been dispatched to attack enemy installations or convoys.

**STANDARD:** Locate support sites, command and control facilities, and/or convoys. Attack runs on designated targets are conducted. Enemy equipment, supplies, and vehicles are destroyed and enemy personnel are killed.

**TASK: Conduct Aerial Reconnaissance (34-OPFOR-1007)**

**CONDITION:** OPFOR HQ requires intelligence on the location and identification of enemy elements. Aircraft is dispatched to take photographs and conduct a visual inspection of enemy area.

**STANDARD:** Locate and photograph enemy positions in assigned sectors, including support and storage bases and command and control facilities. Visual checks are conducted when possible. The enemy is not engaged. Priority intelligence requests and other information requirements (IRs) are reported to OPFOR HQ.

**TASK: Conduct Hasty Ambush (34-OPFOR-1003)**

**CONDITION:** OPFOR element is moving in a concealed area when an enemy element is reported moving along an adjacent route.

**STANDARD:** The ambush site is prepared before the arrival of the enemy element. The enemy force is surprised and casualties are inflicted within the designated kill zone. Delay enemy march element from reaching its specified destination. Withdraw, on order, within two minutes of ambush initiation. Report results of mission to headquarters.



**TASK: Conduct Deliberate Ambush (34-OPFOR-1004)**

**CONDITION:** OPFOR element is operating along an enemy major supply route. Intelligence has reported an enemy convoy approaching the element. Headquarters has ordered complete destruction of the march element. The march element is approximately 15 minutes from the ambush point. OPFOR element possesses automatic weapons, antiarmor weapons, and command-detonated mines.

**STANDARD:** Prepare ambush site before arrival of enemy convoy. Surprise enemy forces. Force enemy march element to halt in kill zone. Kill, wound, or capture enemy personnel and destroy all vehicles and equipment. Consolidate and withdraw from the area on order. Results of the mission are reported to headquarters.

**TASK: Conduct Raid (34-OPFOR-1009)**

**CONDITION:** OPFOR element has occupied an objective rally point and has orders to conduct a raid on a rear area base.

**STANDARD:** Surprise the enemy forces. Assault enemy support base and accomplish assigned tasks. Specified equipment and supplies are destroyed. Decisive engagement is avoided. All personnel are withdrawn from the area within the prescribed time. The collected intelligence data satisfies the priority intelligence requirements (PIRs).

**ELEMENT:** Analysis and Control Team

**TASK: Prepare the All Source Analysis System (ASAS) for Redeployment (34-4-0600)**

(FM 3-25.26)  
(FM 34-2)  
(FM 34-80)

(FM 2-0)  
(FM 34-25)

(FM 34-10)  
(FM 34-3)

**ITERATION:** 1 2 3 4 5 M (Circle)

**COMMANDER/LEADER ASSESSMENT:** T P U (Circle)

**CONDITIONS:** The brigade has received the division operation order (OPORD). In response, the plans to redeploy the all source analysis system (ASAS)—in conjunction with the remainder of the analysis and control element at the analysis and control element forward/tactical command post-1 or at the analysis and control team—must be generated. Some iterations of this task should be performed in mission-oriented protective posture level 4 (MOPP4).

**TASK STANDARDS:** Completeness of planning for the next tactical move is rated on a percent of the planning factors in steps 1 through 4 below. These elements make up 100 percent of the ASAS-unique requirements considered. At least 70 percent must be considered in the first iteration and 90 percent must be considered in any follow-on iteration. (Although a planned move of 20 to 60 km at 20 km per hour (12.4 to 37.2 miles at 12.4 miles per hour) may occur, conduct of an actual road march is not required because it does not train any unique ASAS subtasks or procedures.)

TASK STEPS AND PERFORMANCE MEASURES	GO	NO-GO
<p><b>*1.</b> Plan all ASAS setup in a projected site location.</p> <hr/> <p><b>Note:</b> This task applies to all ASAS teams in the analysis and control element found in divisions and armored cavalry regiments, as well as in the analysis and control team of the direct support (DS) military intelligence (MI) companies.</p> <hr/> <ul style="list-style-type: none"> <li>a. Identify projected location on map, considering mission, enemy, terrain, troops, and time available (METT-T) and ASAS-unique communications connectivity requirements.</li> <li>b. Plan for operational continuity and recovery procedures for the loss of contact with current operations while ASAS relocates.</li> </ul> <p><b>*2.</b> Plan success of the move. Consider the following in any plan:</p> <ul style="list-style-type: none"> <li>a. Deferred maintenance and preventive maintenance.</li> <li>b. Availability of spares and repair parts.</li> <li>c. Inventory of ASAS.</li> <li>d. Briefing of personnel on mission and details.</li> <li>e. Load plans versus march order and emplacement order.</li> <li>f. Requirements for primary and alternate communications paths and associated cryptographic/keying material to support data exchanges.</li> <li>g. Priority of effort (for example, power, shelter, communications, etc.).</li> </ul> <p><b>3.</b> Reconfigure ASAS for split-based operations and continuity of operations, if applicable.</p> <ul style="list-style-type: none"> <li>a. Set ASAS tables via system administrator.</li> </ul>		

TASK STEPS AND PERFORMANCE MEASURES	GO	NO-GO
<p>b. Reconfigure local area network (LAN).</p> <p>4. Conduct teardown procedures.</p> <p>a. Back up files and databases prior to redeployment.</p> <p>b. Disconnect ASAS power cords and communications cables.</p> <p>c. Conduct preventive maintenance checks and services on ASAS, uninterrupted power source, peripheral devices, and cables.</p> <p>d. Remove hard disk drive from high capacity unit/ultrahigh capacity unit.</p> <p>e. Inventory ASAS components.</p> <p>f. Pack ASAS line replaceable units and cables in transit cases.</p>		

TASK PERFORMANCE / EVALUATION SUMMARY BLOCK							
ITERATION	1	2	3	4	5	M	TOTAL
TOTAL TASK STEPS EVALUATED							
TOTAL TASK STEPS "GO"							
TRAINING STATUS "GO"/"NO-GO"							

\* indicates a leader task step.

**SUPPORTING INDIVIDUAL TASKS**

Task Number	Task Title	References
071-326-3013(SL3)	Conduct a Tactical Road March	STP 21-24-SMCT
071-326-5502(SL2)	Issue a Fragmentary Order	STP 21-24-SMCT
071-326-5503(SL2)	Issue a Warning Order	STP 21-24-SMCT
071-329-1019(SL2)	Use a Map Overlay	STP 21-24-SMCT
071-329-1030(SL1)	Navigate From One Point on the Ground to Another Point While Mounted	STP 21-1-SMCT
091-CLT-4029(SL2)	Supervise Preventive Maintenance Checks and Services (PMCS)	STP 21-24-SMCT
101-92Y-0006(SL2)	Inspect Equipment for Accountability, Cleanliness, and Serviceability	STP 21-24-SMCT
301-371-1052(SL1)	Protect Classified Information and Material	STP 21-1-SMCT
301-96B-5302	Integrate the All Source Analysis System (ASAS) Family of Systems into ACE Operations	STP 34-96B15-SM-TG
301-A96-1000	Deploy the All Source Workstation	STP 34-96B15-SM-TG
301-A96-1052	Terminate the All Source Enclave	STP 34-96B15-SM-TG
301-A96-2000	Supervise the Deployment of the All Source Enclave	STP 34-96B15-SM-TG
301-R96-1003	Terminate User Operations	STP 34-96B15-SM-TG
850-001-2000(SL2)	Employ Accident Prevention Measures and Risk Management Process	STP 21-24-SMCT
850-001-3001(SL3)	Control Mission Safety Hazard	STP 21-24-SMCT

SUPPORTING COLLECTIVE TASKS: NONE

OPFOR TASKS AND STANDARDS

**TASK: Disrupt Enemy Movement and Operations Using Tactical Nuclear Weapons (34-OPFOR-1002)**

**CONDITION:** Orders have been received to use tactical nuclear weapons in the enemy's rear area. Key locations have been identified.

**STANDARD:** Tactical nuclear missiles are delivered on target. Movement of equipment and supplies is disrupted or delayed to forward areas. Enemy equipment and supplies are destroyed. A high rate of nuclear casualties is inflicted among enemy troops.

**TASK: Disrupt Enemy Movement and Operations Using Persistent and Nonpersistent Chemical Weapons (34-OPFOR-1001)**

**CONDITION:** Conventional artillery weapons or aircraft are available to deliver chemical weapons. Routes and key bases in the rear area have been selected.

**STANDARD:** Chemical agents are delivered into targeted areas. The movement of enemy supplies and equipment to forward areas is delayed by disrupting command and control systems. Enemy movement is successfully channeled into predesignated ambush areas. Enemy supplies and equipment are contaminated. A high rate of casualties is inflicted on enemy forces.

**TASK: Conduct Raid (34-OPFOR-1009)**

**CONDITION:** Opposing force (OPFOR) element has occupied an objective rally point and has orders to conduct a raid on a rear area base.

**STANDARD:** Surprise the enemy forces. Assault enemy support base and accomplish assigned tasks. Specified equipment and supplies are destroyed. Decisive engagement is avoided. All personnel are withdrawn from the area within the prescribed time. The collected intelligence data satisfies the priority intelligence requirements (PIRs).

**ELEMENT:** Analysis and Control Team

**TASK: Establish an Operational All Source Analysis System (ASAS) After a Move (34-4-0601)**

(FM 2-0)  
(FM 34-25)

(FM 3-25.26)  
(FM 34-80)

(FM 34-10)

**ITERATION:** 1 2 3 4 5 M (Circle)

**COMMANDER/LEADER ASSESSMENT:** T P U (Circle)

**CONDITIONS:** The maneuver unit has received the corps operation order (OPORD). The assistant chief of staff, intelligence (G2) main and tactical command post or analysis and control team have moved tactically to the vicinity of the new site, which has been established per the unit standing operating procedures (SOP). All source analysis system (ASAS) elements have completed the move safely and within given time limits. All deferred maintenance on automation and communications equipment has been completed. Some iterations of this task should be performed in mission-oriented protective posture level 4 (MOPP4).

**TASK STANDARDS:** The ASAS is unloaded and set up in its operational configuration within four hours. Setup is considered complete when more than one user can sign on to each local area network (LAN) cluster, and the compartmented ASAS message processing system is sufficiently operational to establish and test its minimum essential set of linkages, ensuring connectivity between remote workstation and higher, adjacent, and lower ASASs.

TASK STEPS AND PERFORMANCE MEASURES	GO	NO-GO
<p>1. Configure the ASAS and become operational.</p> <hr/> <p><b>Note:</b> This task applies to ASAS personnel working in the G2 tactical operations center (TOC) in a division, or regimental intelligence (S2) section in an armored cavalry regiment, as well as those operating in the analysis and control team of a direct support (DS) military intelligence (MI) company. Elements within the G2 section may be configured differently and use different ASASs. Communication interfaces between the special compartmented information ASAS in the analysis and control element and the collateral remote workstation in the TOC(s) and the analysis and control team are provided by the communications control set. Both all source analysis system-remote workstation (ASAS-RWS) version 4 and version 6 may be deployed—the operator should be aware that these systems might not be fully compatible nor possess the same tools.</p> <hr/> <p>a. Identify the new site on the map and consider mission, enemy, terrain, troops, and time available (METT-T), and ASAS-unique communications connectivity requirements.</p> <p>b. Plan for operational continuity and recovery procedures for the loss of contact with current operations when either the analysis and control element or analysis and control team and their supporting ASASs are required to move.</p> <p>2. Establish the essential set of tactical communications, as follows:</p> <p>a. Analysis and control element to subordinate analysis and control teams.</p> <p>b. G2 to adjacent, higher, or subordinate TOCs and/or Army battle command systems (ABCSs) subsystems.</p> <p>c. TOC to the battlefield command vehicle.</p> <p>d. Analysis and control team to supported brigade remote workstation/TOC LAN or subordinate battalion ASAS subsystems (if applicable).</p>		

TASK STEPS AND PERFORMANCE MEASURES	GO	NO-GO
<b>3.</b> Establish remainder of capabilities. <ul style="list-style-type: none"> <li><b>a.</b> Establish remainder of communications links.</li> <li><b>b.</b> Prioritize maintenance actions and perform preventive maintenance checks and services.</li> </ul>		

TASK PERFORMANCE / EVALUATION SUMMARY BLOCK							
ITERATION	1	2	3	4	5	M	TOTAL
TOTAL TASK STEPS EVALUATED							
TOTAL TASK STEPS "GO"							
TRAINING STATUS "GO"/"NO-GO"							

\* indicates a leader task step.

**SUPPORTING INDIVIDUAL TASKS**

Task Number	Task Title	References
071-326-5502(SL2)	Issue a Fragmentary Order	STP 21-24-SMCT
071-326-5503(SL2)	Issue a Warning Order	STP 21-24-SMCT
071-329-1019(SL2)	Use a Map Overlay	STP 21-24-SMCT
071-329-1030(SL1)	Navigate From One Point on the Ground to Another Point While Mounted	STP 21-1-SMCT
091-CLT-4029(SL2)	Supervise Preventive Maintenance Checks and Services (PMCS)	STP 21-24-SMCT
101-92Y-0006(SL2)	Inspect Equipment for Accountability, Cleanliness, and Serviceability	STP 21-24-SMCT
113-637-2001(SL1)	Communicate Via a Tactical Radio	STP 21-1-SMCT
301-371-1000(SL1)	Report Intelligence Information	STP 21-1-SMCT
301-96B-5302	Integrate the All Source Analysis System (ASAS) Family of Systems into ACE Operations	STP 34-96B15-SM-TG
301-A96-1001	Prepare the All Source Workstation for Operation	STP 34-96B15-SM-TG
301-A96-1051	Initialize System Software	STP 34-96B15-SM-TG
301-A96-2001	Supervise the Preparation of the All Source Enclave for Operation	STP 34-96B15-SM-TG
301-A96-3000	Supervise Powering of the All Source System	STP 34-96B15-SM-TG
301-AMA-6010	Plan the All Source Analysis System (ASAS) Configuration	STP 34-96B15-SM-TG
301-AMA-6011	Supervise the Integration of Automation into Mission Operations	STP 34-96B15-SM-TG
301-AMA-6020	Troubleshoot the All Source Analysis System (ASAS) Communication Architecture	STP 34-96B15-SM-TG
301-AMA-6021	Troubleshoot the All Source Analysis System (ASAS) Processing Architecture	STP 34-96B15-SM-TG
301-R96-1001	Prepare the RWS Enclave for Operations	STP 34-96B15-SM-TG
301-R96-1002	Initialize the Remote Workstation	STP 34-96B15-SM-TG
850-001-2000(SL2)	Employ Accident Prevention Measures and Risk Management Process	STP 21-24-SMCT
850-001-3001(SL3)	Control Mission Safety Hazard	STP 21-24-SMCT

**SUPPORTING COLLECTIVE TASKS**

<b>Task Number</b>	<b>Task Title</b>	<b>References</b>
34-4-0600	Prepare the All Source Analysis System (ASAS) for Redeployment	ARTEP 34-114-30-MTP ARTEP 34-144-30-MTP ARTEP 34-353-30-MTP ARTEP 34-355-MTP ARTEP 34-357-30-MTP ARTEP 34-387-30-MTP ARTEP 34-393-30-MTP ARTEP 34-396-30-MTP ARTEP 34-143-30-MTP ARTEP 34-387-30-MTP
34-4-0603	Prepare the All Source Analysis System Remote Workstation (ASAS-RWS) for Re-deployment	ARTEP 34-397-30-MTP

OPFOR TASKS AND STANDARDS

**TASK: Disrupt Enemy Movement and Operations Using Tactical Nuclear Weapons (34-OPFOR-1002)**

**CONDITION:** Orders have been received to use tactical nuclear weapons in the enemy's rear area. Key locations have been identified.

**STANDARD:** Tactical nuclear missiles are delivered on target. Movement of equipment and supplies is disrupted or delayed to forward areas. Enemy equipment and supplies are destroyed. A high rate of nuclear casualties is inflicted among enemy troops.

**TASK: Disrupt Enemy Movement and Operations Using Persistent and Nonpersistent Chemical Weapons (34-OPFOR-1001)**

**CONDITION:** Conventional artillery weapons or aircraft are available to deliver chemical weapons. Routes and key bases in the rear area have been selected.

**STANDARD:** Chemical agents are delivered into targeted areas. The movement of enemy supplies and equipment to forward areas is delayed by disrupting command and control systems. Enemy movement is successfully channeled into predesignated ambush areas. Enemy supplies and equipment are contaminated. A high rate of casualties is inflicted on enemy forces.

**TASK: Conduct Raid (34-OPFOR-1009)**

**CONDITION:** Opposing force (OPFOR) element has occupied an objective rally point and has orders to conduct a raid on a rear area base.

**STANDARD:** Surprise the enemy forces. Assault enemy support base and accomplish assigned tasks. Specified equipment and supplies are destroyed. Decisive engagement is avoided. All personnel are withdrawn from the area within the prescribed time. The collected intelligence data satisfies the priority intelligence requirements (PIRs).

**ELEMENT:** Analysis and Control Team

**TASK: Conduct All Source Analysis System (ASAS) Operations (34-4-0602)**

(FM 34-130)	(FM 3-0)	(FM 3-19.30)
(FM 3-25.26)	(FM 2-0)	(FM 34-10)
(FM 34-2)	(FM 34-25)	(FM 34-3)
(FM 34-54)	(FM 34-80)	

**ITERATION:** 1 2 3 4 5 M (Circle)

**COMMANDER/LEADER ASSESSMENT:** T P U (Circle)

**CONDITIONS:** The all source analysis system (ASAS) (single source, all source, and remote workstation variants), and its associated communications network are employed and operational in a tactically survivable secure setting. The ASAS is part of the multi-echelon system of systems used by both higher and subordinate elements. Some iterations of this task should be performed in mission-oriented protective posture level 4 (MOPP4).

**TASK STANDARDS:** The team identifies high-value targets and high-payoff targets and provides lists within required suspense times (see unit tactical standing operating procedures [TSOP]). The team generates a report to satisfy each priority intelligence requirements (PIRs) within unit standing operating procedures (SOP) suspenses after event recognition. The team reports enemy situation in accordance with SOP via a situation report.

TASK STEPS AND PERFORMANCE MEASURES	GO	NO-GO
<p><b>1.</b> Provide command and control of the assistant chief of staff, intelligence (G2) tactical operations center (TOC) or analysis and control team (ACT) operations.</p> <hr/> <p><b>Note:</b> This task will apply to ASAS teams located in the divisional and regimental TOCs or brigade ACTs.</p> <hr/> <p><b>a.</b> Synchronize.</p> <ul style="list-style-type: none"> <li>(1) Facilitate intra-G2 TOC/ACT communications.</li> <li>(2) Set G2 TOC/ACT mission priorities based on the commander's guidance.</li> <li>(3) Obtain, recommend, and synchronize with maneuver PIRs.</li> <li>(4) Establish time and standards (reports, databases, etc.).</li> <li>(5) Ensure communications are established and maintained.</li> <li>(6) Review intelligence products for accuracy and timeliness.</li> </ul> <p><b>b.</b> Maintain awareness of friendly situation.</p> <ul style="list-style-type: none"> <li>(1) Obtain, maintain, and disseminate friendly graphics.</li> <li>(2) Communicate intent and impact to the G2/S2.</li> <li>(3) Obtain and disseminate the front line trace.</li> </ul> <p><b>c.</b> Establish and maintain communications.</p> <ul style="list-style-type: none"> <li>(1) Operate in accordance with the organic SOP.</li> <li>(2) Provide communications and frequency deconfliction and Internet protocol.</li> <li>(3) Provide intelligence and electronic warfare communications.</li> <li>(4) Track communications status (conduct loop-back testing to determine the location of communications failures).</li> <li>(5) Work alternate channels, as required.</li> <li>(6) Run and maintain communications terminals.</li> </ul>		



TASK STEPS AND PERFORMANCE MEASURES	GO	NO-GO
<p>(7) Plan, monitor, and maintain set of "R" and "Y" routers and plain message addresses.</p> <p>(8) Work formats (training input).</p> <p>(9) Track accomplishment of each message (dissemination).</p> <p>(10) Prioritize for establishing and degrading operations circuits.</p> <p>d. Validate analysis and control element (ACE) requirements.</p> <p>(1) Validate non-SOP requirements.</p> <p>(2) Prioritize requirements.</p> <p>(3) Track completion of tasks.</p> <p>e. Sustain.</p> <p>(1) Maintain priorities.</p> <p>(2) Maintain soldier fill priorities.</p> <p>(3) Maintain maintenance status.</p> <p>(4) Maintain training status (M1/operator skills).</p> <p>(5) Maintain internal ACE/ACT logistics (class I, III, V, etc.).</p> <p>(6) Coordinate with supported elements for support.</p> <p>f. Provide operations support.</p> <p>(1) Maintain security.</p> <p>(2) Maintain safety.</p> <p>(3) Provide system configuration.</p> <p>(4) Provide manning and position priorities.</p> <p>(5) Provide command and control of setup and teardown.</p> <p>(6) Coordinate with the special security officer for tactical sensitive compartmented information facility requirements, as needed.</p> <p>(7) Establish deployment planning priorities in accordance with the time-phased force and deployment list.</p> <p>(8) Provide ACE/supporting military intelligence unit coordination with other brigade staff.</p> <p>(9) Set message release authority priorities.</p> <p>2. Conduct intelligence preparation of the battlefield and provide products to the staff and subordinate commands.</p> <p>a. Analyze the mission to establish initial database requirements in terms of enemy, geographical, and climatological information needs.</p> <p>b. Coordinate with ACE for initial collection requirements to fill database gaps.</p> <p>c. Determine area of interest and area of operations in coordination with the G2/S2 and G3/S3 plans.</p> <p>(1) Determine area of operations based on mission, enemy, terrain, troops, time available, and civilian considerations (METT-TC) and forward line of own troops.</p> <p>(2) Determine area of interest based on METT-TC and commander's concept of operations.</p> <p>(3) Analyze current and future requirements.</p> <p>(4) Develop graphics for the area of interest.</p> <p>(5) Analyze to define and recommend area of interest.</p> <p>d. Refine PIRs and information requests, as needed.</p>		

TASK STEPS AND PERFORMANCE MEASURES	GO	NO-GO
<p><b>e.</b> Describe the battlefield's effects.</p> <ul style="list-style-type: none"> <li>(1) Coordinate with weather/terrain teams.</li> <li>(2) Develop terrain sub-factor overlays, combined obstacle overlays, and mobility analysis in coordination with the engineer terrain team via the digital topographic support system, when available.                             <ul style="list-style-type: none"> <li>(a) Develop the terrain database.</li> <li>(b) Analyze the terrain factor overlays.</li> <li>(c) Develop the modified combined obstacle overlay (some units may use modified combined obstacle overlays developed by the engineer terrain team).</li> <li>(d) Identify avenues of approach.</li> <li>(e) Analyze avenues of approach.</li> <li>(f) Develop avenues of approach overlays.</li> </ul> </li> <li>(3) Analyze weather factors and develop weather overlays in coordination with the Air Force weather team via the integrated meteorological system, when available.                             <ul style="list-style-type: none"> <li>(a) Develop weather factor analysis.</li> <li>(b) Develop weather critical values.</li> <li>(c) Develop the weather database.</li> <li>(d) Develop weather factor overlays.</li> <li>(e) Determine the impact of weather on terrain operations.</li> </ul> </li> <li>(4) Show the impact on enemy and friendly operations.</li> <li>(5) Perform the intelligence preparation of the battlefield process using the products issued by the terrain team, which include identified avenues of approach, mobility corridors, target areas of interest, named areas of interest, battle positions, and others.</li> <li>(6) Determine other characteristics of the battlefield that could affect operations through the identification of—                             <ul style="list-style-type: none"> <li>(a) Demographic, political, and socioeconomic factors.</li> <li>(b) Infrastructures (transportation, telecommunications, etc.).</li> </ul> </li> </ul> <p><b>f.</b> Evaluate the threat.</p> <ul style="list-style-type: none"> <li>(1) Review existing doctrine and order of battle.</li> <li>(2) Produce doctrinal templates.</li> <li>(3) Identify unknowns.</li> <li>(4) Request information from higher level to satisfy unknowns.</li> <li>(5) Provide input to high-value targets and high-payoff targets.</li> </ul> <p><b>g.</b> Determine threat courses of action.</p> <ul style="list-style-type: none"> <li>(1) Determine threat courses of action to blue operations.</li> <li>(2) Provide input to the intelligence and electronic warfare synchronization matrix.</li> <li>(3) Include all enemy battlefield operating systems (BOS).</li> <li>(4) Develop multi-source indicators (current and future).</li> </ul>		

TASK STEPS AND PERFORMANCE MEASURES	GO	NO-GO
<p><b>h.</b> Report.</p> <ul style="list-style-type: none"> <li>(1) Pass reports to the S2 section for dissemination.</li> <li>(2) Pass reports to analysis section.</li> </ul> <p><b>3.</b> Perform analysis (ASAS).</p> <p><b>a.</b> Identify gaps and requirements.</p> <ul style="list-style-type: none"> <li>(1) Identify key PIRs and high-payoff targets resolutions. <ul style="list-style-type: none"> <li>(a) PIRs resolution should include the specific requirement and latest time information is of value.</li> <li>(b) High-payoff targets resolution should be tied to the target selection standards and attack guidance matrix.</li> </ul> </li> <li>(2) Notify the ACE/ACT chief (develop specifics).</li> <li>(3) Set parameters for auto-correlation.</li> <li>(4) Build event alarms to include both single source and multi-source alarms.</li> <li>(5) Respond to PIRs and requests for information.</li> <li>(6) Identify unit, activity, and equipment.</li> <li>(7) Provide data for force protection to include the integration of human intelligence (HUMINT) sources.</li> <li>(8) Provide predictive intelligence based on current situation.</li> <li>(9) Provide longer-term battle damage assessment that indicates remaining threat capabilities and current or emerging threat vulnerabilities.</li> <li>(10) Provide reportable information to the G2/S2 and fire support officer.</li> <li>(11) Build databases. Assist analysis and control team in deconflicting analysis and control element/analysis and control team database holdings.</li> </ul> <p><b>b.</b> Conduct Situation development.</p> <ul style="list-style-type: none"> <li>(1) Template and develop enemy courses of action.</li> <li>(2) Maintain the situation map.</li> <li>(3) Maintain adjacent and higher friendly operations.</li> <li>(4) Produce indicators and event templates. <ul style="list-style-type: none"> <li>(a) Include predicted threat decision points.</li> <li>(b) Include all threat actions relative to friendly decision points, PIRs, and high-payoff targets.</li> </ul> </li> <li>(5) Participate in war gaming and planning.</li> <li>(6) Maintain enemy courses of action. <ul style="list-style-type: none"> <li>(a) Maintain current enemy courses of action.</li> <li>(b) Develop possible future enemy courses of action.</li> </ul> </li> </ul> <p><b>c.</b> Perform database management.</p> <ul style="list-style-type: none"> <li>(1) Load initial database information.</li> <li>(2) Define the area of operations.</li> <li>(3) Set alarms and queries.</li> <li>(4) Update, edit, and purge information, as required.</li> <li>(5) Set up and maintain normalizations tables.</li> <li>(6) Set external database coordination (EDC) dissemination criteria.</li> </ul> <p><b>d.</b> Provide intelligence support to force protection.</p>		

TASK STEPS AND PERFORMANCE MEASURES	GO	NO-GO
<p>(1) Provide threat collection capabilities in intelligence preparation of the battlefield (current and future).</p> <p>(2) Identify friendly weaknesses and vulnerabilities.</p> <p>(3) Recommend counter-reconnaissance, intelligence, surveillance, and target acquisition actions.</p> <p>    (a) Base counter-reconnaissance, intelligence, surveillance, and target acquisition actions plan on threat signatures and friendly capabilities.</p> <p>    (b) Identify requirements that need external or higher assistance.</p> <p>    (c) Determine the impact of failure to counter threat capabilities.</p> <p>(4) Provide intelligence support for electronic attack and electronic protection.</p> <p>e. Report.</p> <p>    (1) Respond to requests for information.</p> <p>    (2) Provide input to high-value targets and high-payoff targets.</p> <p>    (3) Provide input to battle damage assessment.</p> <p>    (4) Provide situation report to subordinate and higher units.</p> <p>    (5) Provide tactical warnings.</p> <p>    (6) Execute message release authority as required and authorized.</p> <p>    (7) Base reporting on prioritized requirements.</p> <p>4. Provide support to collection management. [The mission management and asset management (technical control) portions of collection management will be performed by the echelon ACE].</p> <p>    a. Develop, coordinate, and recommend PIRs and information requirements in consonance with the commander and G3 to support preparation of the collection plan.</p> <p>    b. Perform the requirements management portion of the collection management process with the S2 section.</p> <p>        (1) Participate in war games.</p> <p>        (2) Disseminate information requirements.</p> <p>        (3) Assist collection manager in processing requirements from higher, adjacent, and subordinate units. Include validation, which also implies structured query language query development.</p> <p>        (4) Receive, modify, coordinate the intelligence and electronic warfare collection plan developed by the analysis and control element collection management section. This includes the capability to coordinate collection requirements with other staff elements and update as appropriate.</p> <p>    c. Provide support to mission management.</p> <p>        (1) Forward unit capabilities status, to include maneuver units, non-military intelligence collection systems, etc. to collection manager.</p> <p>        (2) Assist in developing the intelligence synchronization matrix and friendly scheme of maneuver. Receive, update, and coordinate an automated intelligence and electronic warfare synchronization matrix developed by the analysis and control element collection management section. This includes the capability to coordinate and merge the intelligence and electronic warfare battlefield forward area collection activities with the maneuver battlefield forward area concept of operations.</p> <p>        (3) Forward subordinate PIRs to collection manager.</p>		

TASK STEPS AND PERFORMANCE MEASURES	GO	NO-GO
<p><b>5.</b> Provide support to targeting. Receive, store, create, edit, and exchange the following targeting information and products to perform the overall target development and coordination functions:</p> <ul style="list-style-type: none"> <li>a. Protected target list.</li> <li>b. Taboo, restricted, and guarded frequency lists.</li> <li>c. High-value targets lists and high-payoff targets lists.</li> <li>d. Target selection standards.</li> <li>e. Attack guidance matrix.</li> <li>f. Target spreadsheets.</li> <li>g. Target sheets.</li> <li>h. Fire support, electronic warfare, information operations, and intelligence annexes of the operation order (OPORD).</li> </ul> <p><b>6.</b> Disseminate.</p> <ul style="list-style-type: none"> <li>a. Identify and track required reports. <ul style="list-style-type: none"> <li>(1) Outgoing: log acknowledgments and non-acknowledgments.</li> <li>(2) Identify primary, secondary, and tertiary communications for each type of product (standard).</li> <li>(3) Monitor status of collateral-level intelligence-related communications.</li> <li>(4) Build data authentication groups, address indicator groups, plain language address databases, routers, and message profiles. (Communications address groups.)</li> </ul> </li> <li>b. Ensure quality control and format. <ul style="list-style-type: none"> <li>(1) Check classification and structure of each message.</li> <li>(2) Input training shortcomings.</li> </ul> </li> <li>c. Maintain incoming and outgoing message journal.</li> <li>d. Identify and track internal and external distribution and routing. <ul style="list-style-type: none"> <li>(1) Set tables.</li> <li>(2) Track distribution and routing.</li> </ul> </li> <li>e. Execute message release authority. <ul style="list-style-type: none"> <li>(1) Coordinate with ACE main.</li> <li>(2) Execute release priorities.</li> </ul> </li> <li>f. Identify and track nonstandard distribution.</li> </ul> <p><b>7.</b> Execute interface between ASAS-RWS-analysis and control element, ASAS-RWS/Army battle command system (ABCS) and other ASAS-RWS terminals.</p> <ul style="list-style-type: none"> <li>a. Conduct external database coordination with ASAS-RWS and the ACE all source element. <ul style="list-style-type: none"> <li>(1) Identify external user requirements.</li> <li>(2) Establish external database coordination criteria.</li> <li>(3) Perform manual message release authority operations.</li> </ul> </li> <li>b. Perform ASAS/ABCS automated message function.</li> <li>c. Generate and respond to requests for information, as needed.</li> </ul>		

TASK PERFORMANCE / EVALUATION SUMMARY BLOCK							
ITERATION	1	2	3	4	5	M	TOTAL
TOTAL TASK STEPS EVALUATED							
TOTAL TASK STEPS "GO"							
TRAINING STATUS "GO"/"NO-GO"							

\* indicates a leader task step.

### SUPPORTING INDIVIDUAL TASKS

Task Number	Task Title	References
113-600-2001(SL1)	Communicate Via a Tactical Telephone	STP 21-1-SMCT
113-637-2001(SL1)	Communicate Via a Tactical Radio	STP 21-1-SMCT
301-371-1000(SL1)	Report Intelligence Information	STP 21-1-SMCT
301-96B-5302	Integrate the All Source Analysis System (ASAS) Family of Systems into ACE Operations	STP 34-96B15-SM-TG
301-A96-1101	Create Situation Alarm Criteria	STP 34-96B15-SM-TG
301-A96-1102	Process Inbound Messages	STP 34-96B15-SM-TG
301-A96-1151	Create an Operational Target Alarm Criteria Set	STP 34-96B15-SM-TG
301-A96-1152	Identify Potential Targets	STP 34-96B15-SM-TG
301-A96-1201	Maintain Dynamic Databases	STP 34-96B15-SM-TG
301-A96-1251	Perform Interactive Message Parsing	STP 34-96B15-SM-TG
301-A96-1252	Perform Text Message Processing	STP 34-96B15-SM-TG
301-A96-1253	Perform Interactive High Interest Criteria Operations	STP 34-96B15-SM-TG
301-A96-1254	Perform Interactive Friendly Situation Processing	STP 34-96B15-SM-TG
301-A96-1255	Perform Interactive Entity Identification	STP 34-96B15-SM-TG
301-A96-1256	Perform Interactive Database Correlation	STP 34-96B15-SM-TG
301-A96-1401	Run a Query	STP 34-96B15-SM-TG
301-A96-1402	Perform Analyst Log-Off Procedures	STP 34-96B15-SM-TG
301-A96-1403	Perform Interactive Message Generation	STP 34-96B15-SM-TG
301-A96-1404	Perform Overlay Operations	STP 34-96B15-SM-TG
301-A96-2101	Regulate Message Flow	STP 34-96B15-SM-TG
301-A96-2102	Distribute Inbound Messages	STP 34-96B15-SM-TG
301-A96-2103	Maintain Outbound Routing Tables	STP 34-96B15-SM-TG
301-A96-2152	Perform Communications Message File Operations	STP 34-96B15-SM-TG
301-A96-3151	Perform External Reporting Criteria Operations	STP 34-96B15-SM-TG
301-A96-3152	Perform External Reporting Criteria Operations	STP 34-96B15-SM-TG
301-A96-3202	Maintain High Interest Criteria	STP 34-96B15-SM-TG
301-A96-3203	Maintain Node Criteria	STP 34-96B15-SM-TG
301-A96-3204	Maintain Identification Criteria	STP 34-96B15-SM-TG
301-AMA-6011	Supervise the Integration of Automation into Mission Operations	STP 34-96B15-SM-TG
301-AMA-6012	Orchestrate the Intelligence Analytical Effort	STP 34-96B15-SM-TG
301-AMA-6013	Monitor All Source Analysis System (ASAS) Operating Status	STP 34-96B15-SM-TG
301-R96-1004	Transfer Files Using XFTP	STP 34-96B15-SM-TG
301-R96-1005	Maintain Records Within a Table	STP 34-96B15-SM-TG

**SUPPORTING INDIVIDUAL TASKS**

<b>Task Number</b>	<b>Task Title</b>	<b>References</b>
301-R96-1006	Set Map preferences and Plotting Attributes	STP 34-96B15-SM-TG
301-R96-1007	Perform Overlay Operations	STP 34-96B15-SM-TG
301-R96-1008	Create a Message	STP 34-96B15-SM-TG
301-R96-1009	Manage Message Traffic Using the Queue	STP 34-96B15-SM-TG
301-R96-1010	Set Up System Notifier	STP 34-96B15-SM-TG
301-R96-1011	Set Up Event Manager	STP 34-96B15-SM-TG
301-R96-2000	Create Graphic INTSUM	STP 34-96B15-SM-TG
301-R96-3001	Maintain External Database Coordination (EDC) Synchronization	STP 34-96B15-SM-TG
850-001-2000(SL2)	Employ Accident Prevention Measures and Risk Management Process	STP 21-24-SMCT
850-001-3001(SL3)	Control Mission Safety Hazard	STP 21-24-SMCT

**SUPPORTING COLLECTIVE TASKS**

<b>Task Number</b>	<b>Task Title</b>	<b>References</b>
34-4-0600	Prepare the All Source Analysis System (ASAS) for Redeployment	ARTEP 34-114-30-MTP  ARTEP 34-144-30-MTP ARTEP 34-353-30-MTP ARTEP 34-355-MTP ARTEP 34-357-30-MTP ARTEP 34-387-30-MTP ARTEP 34-393-30-MTP ARTEP 34-396-30-MTP ARTEP 34-143-30-MTP ARTEP 34-387-30-MTP
34-4-0603	Prepare the All Source Analysis System Remote Workstation (ASAS-RWS) for Re-deployment	ARTEP 34-397-30-MTP

**OPFOR TASKS AND STANDARDS**

**TASK: Disrupt Enemy Movement and Operations Using Persistent and Nonpersistent Chemical Weapons (34-OPFOR-1001)**

**CONDITION:** Conventional artillery weapons or aircraft are available to deliver chemical weapons. Routes and key bases in the rear area have been selected.

**STANDARD:** Chemical agents are delivered into targeted areas. The movement of enemy supplies and equipment to forward areas is delayed by disrupting command and control systems. Enemy movement is successfully channeled into predesignated ambush areas. Enemy supplies and equipment are contaminated. A high rate of casualties is inflicted on enemy forces.

**TASK: Conduct Electronic Warfare (34-OPFOR-1012)**

**CONDITION:** Opposing force (OPFOR) employs collection and direction-finding assets (ground and air) to monitor and locate enemy forces.

**STANDARD:** Locate the positions of enemy command, intelligence, and logistics units. Forward the locations of the positions to OPFOR headquarters. Use jamming signals against enemy radio receivers. Monitor enemy radio networks and report all information of intelligence value to OPFOR HQ.

**TASK: Disrupt Enemy Movement and Operations Using Tactical Nuclear Weapons  
(34-OPFOR-1002)**

**CONDITION:** Orders have been received to use tactical nuclear weapons in the enemy's rear area. Key locations have been identified.

**STANDARD:** Tactical nuclear missiles are delivered on target. Movement of equipment and supplies is disrupted or delayed to forward areas. Enemy equipment and supplies are destroyed. A high rate of nuclear casualties is inflicted among enemy troops.

**TASK: Conduct Raid (34-OPFOR-1009)**

**CONDITION:** OPFOR element has occupied an objective rally point and has orders to conduct a raid on a rear area base.

**STANDARD:** Surprise the enemy forces. Assault enemy support base and accomplish assigned tasks. Specified equipment and supplies are destroyed. Decisive engagement is avoided. All personnel are withdrawn from the area within the prescribed time. The collected intelligence data satisfies the PIRs.



**ELEMENT:** Analysis and Control Team

**TASK: Prepare the All Source Analysis System Remote Workstation (ASAS-RWS) for Redeployment (34-4-0603)**

(FM 3-25.26)  
(FM 34-10)  
(FM 34-3)

(FM 2-0)  
(FM 34-2)

(FM 34-25)  
(FM 34-80)

**ITERATION:** 1 2 3 4 5 M (Circle)

**COMMANDER/LEADER ASSESSMENT:** T P U (Circle)

**CONDITIONS:** The brigade has received the operation order (OPORD). In response, the plans to redeploy the all source analysis system remote workstation (ASAS-RWS), in conjunction with the remainder of the intelligence, surveillance, and reconnaissance elements at the forward/tactical command post-1 (TCP-1) must be generated. Some iterations of this task should be performed in mission-oriented protective posture level 4 (MOPP4).

**TASK STANDARDS:** Completeness of planning for the next tactical move is rated on a percent of the planning factors in steps 1 through 2g of this task. These elements make up 100 percent of the ASAS-RWS-unique requirements considered. At least 70 percent must be considered in the first iteration and 90 percent must be considered in any follow-on iteration. (Although a planned move of 20 to 60 km at 20 km per hour (12.4 to 37.2 miles at 12.4 miles per hour) may occur, conduct of an actual road march is not required because it does not train any unique all source analysis system (ASAS) sub tasks or procedures.)

TASK STEPS AND PERFORMANCE MEASURES	GO	NO-GO
<p><b>*1.</b> Plan ASAS-RWS setup at a projected location.</p> <hr/> <p><b>Note:</b> This task applies to all ASAS-RWS teams in the intelligence, surveillance and reconnaissance elements found in the initial brigade combat team.</p> <hr/> <ul style="list-style-type: none"> <li><b>a.</b> Identify projected location on map, considering mission, enemy, terrain, troops, time available, and civilian considerations (METT-TC) and ASAS-RWS-unique communications connectivity requirements.</li> <li><b>b.</b> Plan for operational continuity and recovery procedures for the loss of contact with current operations while ASAS-RWS relocates.</li> </ul> <p><b>*2.</b> Plan success of the move. Consider the following in any plan:</p> <ul style="list-style-type: none"> <li><b>a.</b> Deferred maintenance and preventive maintenance.</li> <li><b>b.</b> Availability of spares and repair parts.</li> <li><b>c.</b> Inventory of ASAS-RWS.</li> <li><b>d.</b> Briefing of personnel on mission and details.</li> <li><b>e.</b> Load plans vs. march order and emplacement order.</li> <li><b>f.</b> Requirements for primary and alternate communications paths and associated cryptographic/keying material to support data exchanges.</li> <li><b>g.</b> Priority of effort (for example, power, shelter, communications, etc.).</li> </ul> <p><b>3.</b> Reconfigure ASAS-RWS for split-based operations and continuity of operations, if applicable.</p> <ul style="list-style-type: none"> <li><b>a.</b> Set ASAS-RWS tables via system administrator.</li> </ul>		

TASK STEPS AND PERFORMANCE MEASURES	GO	NO-GO
<p>b. Reconfigure local area network (LAN).</p> <p>4. Conduct teardown procedures.</p> <p>a. Back up files and databases prior to redeployment.</p> <p>b. Disconnect ASAS-RWS power cords and communications cables.</p> <p>c. Conduct preventive maintenance checks and services on ASAS-RWS, uninterrupted power sources, peripheral devices, and cables.</p> <p>d. Remove hard disk drive from high capacity unit and ultra high capacity unit.</p> <p>e. Inventory ASAS-RWS components.</p> <p>f. Pack ASAS-RWS line replaceable units and cables in transit cases.</p>		

TASK PERFORMANCE / EVALUATION SUMMARY BLOCK							
ITERATION	1	2	3	4	5	M	TOTAL
TOTAL TASK STEPS EVALUATED							
TOTAL TASK STEPS "GO"							
TRAINING STATUS "GO"/"NO-GO"							

\* indicates a leader task step.

**SUPPORTING INDIVIDUAL TASKS**

Task Number	Task Title	References
071-326-3013(SL3)	Conduct a Tactical Road March	STP 21-24-SMCT
071-326-5502(SL2)	Issue a Fragmentary Order	STP 21-24-SMCT
071-326-5503(SL2)	Issue a Warning Order	STP 21-24-SMCT
071-329-1019(SL2)	Use a Map Overlay	STP 21-24-SMCT
071-329-1030(SL1)	Navigate From One Point on the Ground to Another Point While Mounted	STP 21-1-SMCT
091-CLT-4029(SL2)	Supervise Preventive Maintenance Checks and Services (PMCS)	STP 21-24-SMCT
101-92Y-0006(SL2)	Inspect Equipment for Accountability, Cleanliness, and Serviceability	STP 21-24-SMCT
301-371-1052(SL1)	Protect Classified Information and Material	STP 21-1-SMCT
301-96B-5302	Integrate the All Source Analysis System (ASAS) Family of Systems into ACE Operations	STP 34-96B15-SM-TG
301-A96-1000	Deploy the All Source Workstation	STP 34-96B15-SM-TG
301-A96-1052	Terminate the All Source Enclave	STP 34-96B15-SM-TG
301-A96-2000	Supervise the Deployment of the All Source Enclave	STP 34-96B15-SM-TG
301-R96-1003	Terminate User Operations	STP 34-96B15-SM-TG
850-001-2000(SL2)	Employ Accident Prevention Measures and Risk Management Process	STP 21-24-SMCT
850-001-3001(SL3)	Control Mission Safety Hazard	STP 21-24-SMCT

SUPPORTING COLLECTIVE TASKS: NONE

OPFOR TASKS AND STANDARDS

**TASK: Disrupt Enemy Movement and Operations Using Tactical Nuclear Weapons (34-OPFOR-1002)**

**CONDITION:** Orders have been received to use tactical nuclear weapons in the enemy's rear area. Key locations have been identified.

**STANDARD:** Tactical nuclear missiles are delivered on target. Movement of equipment and supplies is disrupted or delayed to forward areas. Enemy equipment and supplies are destroyed. A high rate of nuclear casualties is inflicted among enemy troops.

**TASK: Disrupt Enemy Movement and Operations Using Persistent and Nonpersistent Chemical Weapons (34-OPFOR-1001)**

**CONDITION:** Conventional artillery weapons or aircraft are available to deliver chemical weapons. Routes and key bases in the rear area have been selected.

**STANDARD:** Chemical agents are delivered into targeted areas. The movement of enemy supplies and equipment to forward areas is delayed by disrupting command and control systems. Enemy movement is successfully channeled into predesignated ambush areas. Enemy supplies and equipment are contaminated. A high rate of casualties is inflicted on enemy forces.

**TASK: Conduct Raid (34-OPFOR-1009)**

**CONDITION:** Opposing force (OPFOR) element has occupied an objective rally point and has orders to conduct a raid on a rear area base.

**STANDARD:** Surprise the enemy forces. Assault enemy support base and accomplish assigned tasks. Specified equipment and supplies are destroyed. Decisive engagement is avoided. All personnel are withdrawn from the area within the prescribed time. The collected intelligence data satisfies the priority intelligence requirements (PIRs).

**ELEMENT:** Analysis and Control Team

**TASK: Establish an Operational All Source Analysis System Remote Workstation (ASAS-RWS) After a Move (34-4-0604)**

(FM 2-0)  
(FM 34-25)

(FM 3-25.26)  
(FM 34-80)

(FM 34-10)

**ITERATION:** 1 2 3 4 5 M (Circle)

**COMMANDER/LEADER ASSESSMENT:** T P U (Circle)

**CONDITIONS:** The maneuver unit has received the corps operation order (OPORD). The assistant chief of staff, intelligence (G2)/intelligence officer (S2) main and tactical command post or analysis and control team have moved tactically to the vicinity of the new site, which has been established per the unit standing operating procedures (SOP). All source analysis system (ASAS) elements have completed the move safely and within given time limits. All deferred maintenance on automation and communications equipment has been completed. Some iterations of this task should be performed in mission-oriented protective posture level 4 (MOPP4).

**TASK STANDARDS:** The ASAS is unloaded and set up in its operational configuration within 4 hours. Set up is considered complete when more than one user can sign on to each local area network (LAN) cluster, and the compartmented ASAS message processing system is sufficiently operational to establish and test its minimum essential set of linkages, ensuring connectivity between remote workstation and higher/adjacent/lower ASASs.

TASK STEPS AND PERFORMANCE MEASURES	GO	NO-GO
<p>1. Configure the all source analysis system-remote workstation (ASAS-RWS) and become operational.</p> <hr/> <p><b>Note:</b> This task applies to ASAS-RWS personnel working in the military intelligence company and surveillance troop tactical operations center (TOC) of the initial brigade combat team. Elements within the different intelligence, surveillance, and reconnaissance sections may be configured differently and use different ASAS-RWS systems. Communication interfaces between ASAS-RWS in the intelligence, surveillance, and reconnaissance analysis, and integration elements and the ASAS-RWS at the TOCs are provided by the communications control set. Various versions of ASAS-RWS may be deployed and the operator should be aware that not all of these systems may be fully compatible nor possess the same tools.</p> <hr/> <p>a. Identify the new site on the map and consider mission, enemy, terrain, troops, time available, and civilian considerations (METT-TC) along with ASAS-RWS-unique communications connectivity requirements.</p> <p>b. Plan for operational continuity and recovery procedures for the loss of contact with current operations when either the intelligence, surveillance, and reconnaissance analysis, or integration elements and their supporting ASAS-RWS systems are required to move.</p> <p>2. Establish the essential set of tactical communications.</p> <p>a. Intelligence, surveillance, and reconnaissance analysis/intelligence, surveillance, and reconnaissance integration to surveillance troop, and subordinate teams.</p>		

TASK STEPS AND PERFORMANCE MEASURES	GO	NO-GO
<ul style="list-style-type: none"> <li>b. S2 to adjacent, higher, or subordinate TOCs and/or Army battle command system (ABCS) subsystems.</li> <li>c. TOC to the battlefield command vehicle.</li> </ul> <p>3. Establish remainder of capabilities.</p> <ul style="list-style-type: none"> <li>a. Establish remainder of communications links.</li> <li>b. Prioritize maintenance actions and perform preventive maintenance checks and services (PMCS).</li> </ul>		

TASK PERFORMANCE / EVALUATION SUMMARY BLOCK							
ITERATION	1	2	3	4	5	M	TOTAL
TOTAL TASK STEPS EVALUATED							
TOTAL TASK STEPS "GO"							
TRAINING STATUS "GO"/"NO-GO"							

\* indicates a leader task step.

**SUPPORTING INDIVIDUAL TASKS**

Task Number	Task Title	References
071-326-3013(SL3)	Conduct a Tactical Road March	STP 21-24-SMCT
071-326-5502(SL2)	Issue a Fragmentary Order	STP 21-24-SMCT
071-326-5503(SL2)	Issue a Warning Order	STP 21-24-SMCT
071-329-1019(SL2)	Use a Map Overlay	STP 21-24-SMCT
071-329-1030(SL1)	Navigate From One Point on the Ground to Another Point While Mounted	STP 21-1-SMCT
091-CLT-4029(SL2)	Supervise Preventive Maintenance Checks and Services (PMCS)	STP 21-24-SMCT
101-92Y-0006(SL2)	Inspect Equipment for Accountability, Cleanliness, and Serviceability	STP 21-24-SMCT
301-371-1052(SL1)	Protect Classified Information and Material	STP 21-1-SMCT
301-96B-5302	Integrate the All Source Analysis System (ASAS) Family of Systems into ACE Operations	STP 34-96B15-SM-TG
301-A96-1001	Prepare the All Source Workstation for Operation	STP 34-96B15-SM-TG
301-A96-1051	Initialize System Software	STP 34-96B15-SM-TG
301-A96-2001	Supervise the Preparation of the All Source Enclave for Operation	STP 34-96B15-SM-TG
301-A96-3000	Supervise Powering of the All Source System	STP 34-96B15-SM-TG
301-R96-1001	Prepare the RWS Enclave for Operations	STP 34-96B15-SM-TG
301-R96-1002	Initialize the Remote Workstation	STP 34-96B15-SM-TG
850-001-2000(SL2)	Employ Accident Prevention Measures and Risk Management Process	STP 21-24-SMCT
850-001-3001(SL3)	Control Mission Safety Hazard	STP 21-24-SMCT

---

**SUPPORTING COLLECTIVE TASKS**

<b>Task Number</b>	<b>Task Title</b>	<b>References</b>
34-4-0600	Prepare the All Source Analysis System (ASAS) for Redeployment	ARTEP 34-114-30-MTP ARTEP 34-144-30-MTP ARTEP 34-353-30-MTP ARTEP 34-355-MTP ARTEP 34-357-30-MTP ARTEP 34-387-30-MTP ARTEP 34-393-30-MTP ARTEP 34-396-30-MTP ARTEP 34-143-30-MTP ARTEP 34-387-30-MTP
34-4-0603	Prepare the All Source Analysis System Remote Workstation (ASAS-RWS) for Re-deployment	ARTEP 34-397-30-MTP

**OPFOR TASKS AND STANDARDS****TASK: Disrupt Enemy Movement and Operations Using Persistent and Nonpersistent Chemical Weapons (34-OPFOR-1001)**

**CONDITION:** Conventional artillery weapons or aircraft are available to deliver chemical weapons. Routes and key bases in the rear area have been selected.

**STANDARD:** Chemical agents are delivered into targeted areas. The movement of enemy supplies and equipment to forward areas is delayed by disrupting command and control systems. Enemy movement is successfully channeled into predesignated ambush areas. Enemy supplies and equipment are contaminated. A high rate of casualties is inflicted on enemy forces.

**TASK: Gather Intelligence (34-OPFOR-1008)**

**CONDITION:** Opposing force (OPFOR) elements, operating in the rear area, are planning attacks on enemy bases. Information is needed before plans are finalized.

**STANDARD:** Identify all priority intelligence requests and other intelligence requirements. Pass through any outpost, defensive wire, or warning device undetected. Move to an observation point that offers cover and concealment and is close enough to gather required information. Gather data that answers intelligence requirements. Withdraw from area undetected. Report all information of value to OPFOR headquarters.

**TASK: Conduct Electronic Warfare (34-OPFOR-1012)**

**CONDITION:** OPFOR employs collection and direction-finding assets (ground and air) to monitor and locate enemy forces.

**STANDARD:** Locate the positions of enemy command, intelligence, and logistics units. Forward the locations of the positions to OPFOR headquarters. Use jamming signals against enemy radio receivers. Monitor enemy radio networks and report all information of intelligence value to OPFOR HQ.

**TASK: Conduct Sniper Operations (34-OPFOR-1005)**

**CONDITION:** OPFOR element has received a sniper mission from headquarters. Snipers are assigned missions in the enemy rear area along major supply routes and near support sites.

**STANDARD:** Infiltrate enemy area of operations and set up a well-concealed location. Vehicle drivers or personnel on foot are engaged with short bursts of semiautomatic fire. Selected targets are killed or

wounded. Prevent position from being discovered and evacuate the area without being detected. Results of the operation are reported to OPFOR headquarters.

**TASK: Conduct Raid (34-OPFOR-1009)**

**CONDITION:** OPFOR element has occupied an objective rally point and has orders to conduct a raid on a rear area base.

**STANDARD:** Surprise the enemy forces. Assault enemy support base and accomplish assigned tasks. Specified equipment and supplies are destroyed. Decisive engagement is avoided. All personnel are withdrawn from the area within the prescribed time. The collected intelligence data satisfies the priority intelligence requirements (PIRs).

**ELEMENT:** Analysis and Control Element Headquarters

**TASK: Conduct All Source Analysis System (ASAS) Operations (34-4-0605)**

(FM 34-130)	(FM 3-0)	(FM 3-19.30)
(FM 3-25.26)	(FM 2-0)	(FM 34-10)
(FM 34-2)	(FM 34-25)	(FM 34-3)
(FM 34-54)	(FM 34-80)	

**ITERATION:** 1 2 3 4 5 M (Circle)

**COMMANDER/LEADER ASSESSMENT:** T P U (Circle)

**CONDITIONS:** The all source analysis system (ASAS) (single source, all source, and remote workstation variants), and its associated communications network are employed and operational in a tactically survivable secure setting. ASAS is part of the multi-echelon system of systems used by both higher and subordinate elements. Some iterations of this task should be performed in mission-oriented protective posture level 4 (MOPP4).

**TASK STANDARDS:** The team identifies high-value targets and high-payoff targets and provides lists within required suspense times (see unit tactical standing operating procedures [TSOP]). Generates a report to satisfy each priority intelligence requirement (PIR) within unit standing operating procedures (SOP) suspenses after event recognition. Reports the enemy disposition, to the greatest degree possible, in an enemy situation report at the end of each 12-hour period.

TASK STEPS AND PERFORMANCE MEASURES	GO	NO-GO
<p><b>*1.</b> Provide command and control of the military intelligence company and surveillance troop tactical operations center (TOC).</p> <hr/> <p><b>Note:</b> This task will apply to all source analysis system-remote workstation (ASAS-RWS) teams located in the military intelligence company, surveillance troop, and brigade and battalion TOCs.</p> <hr/> <p><b>a.</b> Synchronize.</p> <ul style="list-style-type: none"> <li>(1) Facilitate intra-TOC, intelligence surveillance, and reconnaissance communications.</li> <li>(2) Set intelligence (S2) section tactical operations and intelligence, surveillance, and reconnaissance mission priorities based on the commander's guidance.</li> <li>(3) Obtain, recommend, and synchronize with maneuver PIRs.</li> <li>(4) Estimate time and standards (reports, databases, etc.).</li> <li>(5) Ensure communications are established and maintained.</li> <li>(6) Review intelligence products for accuracy and timeliness.</li> </ul> <p><b>b.</b> Maintain awareness of friendly situation.</p> <ul style="list-style-type: none"> <li>(1) Obtain, maintain, and disseminate friendly graphics.</li> <li>(2) Communicate intent and impact to the S2.</li> <li>(3) Obtain and disseminate the front line trace.</li> </ul> <p><b>c.</b> Establish and maintain communications.</p> <ul style="list-style-type: none"> <li>(1) Operate in accordance with the organic SOP.</li> <li>(2) Provide communications and frequency deconfliction and Internet protocol.</li> <li>(3) Provide intelligence and electronic warfare communications.</li> </ul>		



TASK STEPS AND PERFORMANCE MEASURES	GO	NO-GO
<p>(4) Track communications status (conduct loop-back testing to determine the location of communications failures).</p> <p>(5) Work alternate channels, as required.</p> <p>(6) Run and maintain communications terminals.</p> <p>(7) Plan, monitor, and maintain set of "R" routers.</p> <p>(8) Work formats (training input).</p> <p>(9) Track accomplishment of each message (dissemination).</p> <p>(10) Prioritize for establishing/degrading operations circuits.</p> <p>d. Validate intelligence, surveillance, and reconnaissance analysis requirements.</p> <p>(1) Validate non-SOP requirements.</p> <p>(2) Prioritize requirements.</p> <p>(3) Track completion of tasks.</p> <p>e. Sustain.</p> <p>(1) Maintain priorities.</p> <p>(2) Maintain soldier fill priorities.</p> <p>(3) Maintain maintenance status.</p> <p>(4) Maintain training status (M1/operator skills).</p> <p>(5) Maintain internal logistics (class I, III, V, etc.).</p> <p>(6) Coordinate with supported elements for support.</p> <p>f. Operations support.</p> <p>(1) Maintain security.</p> <p>(2) Maintain safety.</p> <p>(3) Provide system configuration.</p> <p>(4) Provide manning and position priorities.</p> <p>(5) Provide command and control of setup and teardown.</p> <p>(6) Coordinate with the special security officer for tactical sensitive compartmented information facility requirements, as needed.</p> <p>(7) Establish deployment planning priorities in accordance with the time-phased force and deployment list.</p> <p>(8) Set message release authority priorities.</p> <p>2. Conduct intelligence preparation of the battlefield and provide products to the staff and subordinate commands.</p> <p>a. Analyze the mission to establish initial database requirements in terms of enemy, geographical, and climatological information needs.</p> <p>b. Coordinate with S2 for initial collection requirements to fill database gaps.</p> <p>c. Determine area of interest and area of operations in coordination with the intelligence officer (S2) and operations officer's (S3) plans.</p> <p>(1) Determine area of operations based on mission, enemy, terrain, troops, time available, and civilian considerations (METT-TC) and forward line of own troops.</p> <p>(2) Determine area of interest based on METT-TC and commander's concept of operations.</p> <p>(3) Analyze current and future requirements.</p> <p>(4) Determine area of operations or contingency.</p> <p>(5) Analyze to define and recommend area of interest.</p>		

TASK STEPS AND PERFORMANCE MEASURES	GO	NO-GO
<ul style="list-style-type: none"> <li>d. Refine priority intelligence requirements (PIRs) and information requests, as needed.</li> <li>e. Describe the battlefield's effects.                             <ul style="list-style-type: none"> <li>(1) Coordinate with weather and terrain teams.</li> <li>(2) Develop terrain sub factor overlays, combined obstacle overlays, and mobility analysis in coordination with the engineer terrain team via the digital topographic support system, when available.                                     <ul style="list-style-type: none"> <li>(a) Develop the terrain database.</li> <li>(b) Analyze the terrain factor overlays.</li> <li>(c) Develop the modified combined obstacle overlay (some units may use modified combined obstacle overlays developed by the engineer terrain team).</li> <li>(d) Identify avenues of approach.</li> <li>(e) Analyze avenues of approach.</li> <li>(f) Develop avenues of approach overlays.</li> </ul> </li> <li>(3) Analyze weather factors and develop weather overlays in coordination with the Air Force weather team via the integrated meteorological system, when available.                                     <ul style="list-style-type: none"> <li>(a) Develop weather factor analysis.</li> <li>(b) Develop weather critical values.</li> <li>(c) Develop the weather database.</li> <li>(d) Develop weather factor overlays.</li> <li>(e) Determine the impact of weather on terrain operations.</li> </ul> </li> <li>(4) Show the impact on enemy and friendly operations.</li> <li>(5) Perform the intelligence preparation of the battlefield (IPB) process using the products issued by the terrain team, which include identified avenues of approach, mobility corridors, target areas of interest, named areas of interest, battle positions, and others.</li> <li>(6) Determine other characteristics of the battlefield that could affect operations through the identification of—                                     <ul style="list-style-type: none"> <li>(a) Demographic, political, and socioeconomic factors.</li> <li>(b) Infrastructures (transportation, telecommunications, etc.).</li> </ul> </li> </ul> </li> <li>f. Evaluate the threat.                             <ul style="list-style-type: none"> <li>(1) Review existing doctrine and order of battle.</li> <li>(2) Produce doctrinal templates.</li> <li>(3) Identify unknowns.</li> <li>(4) Request information from higher level to satisfy unknowns.</li> <li>(5) Provide input to high-value target and high-payoff target lists.</li> </ul> </li> </ul>		

TASK STEPS AND PERFORMANCE MEASURES	GO	NO-GO
<p><b>g.</b> Determine threat courses of action.</p> <ul style="list-style-type: none"> <li>(1) Determine threat courses of action to blue operations.</li> <li>(2) Provide input to the intelligence and electronic warfare synchronization matrix.</li> <li>(3) Include all enemy battlefield operating systems.</li> <li>(4) Develop multi-source indicators (current/future).</li> </ul> <p><b>h.</b> Report.</p> <ul style="list-style-type: none"> <li>(1) Pass reports to the S2 section for dissemination.</li> <li>(2) Pass to analysis.</li> </ul> <p><b>3.</b> Perform analysis (ASAS).</p> <p><b>a.</b> Identify gaps and requirements.</p> <ul style="list-style-type: none"> <li>(1) Identify key PIRs and high-payoff targets resolutions. <ul style="list-style-type: none"> <li>(a) PIRs resolution should include the specific requirement and latest time information is of value.</li> <li>(b) High-payoff targets resolution should be tied to the target selection standards and attack guidance matrix.</li> </ul> </li> <li>(2) Notify the analysis control element chief (develop specifics).</li> <li>(3) Perform manual correlation.</li> <li>(4) Build event alarms to include both single source and multi-source alarms.</li> <li>(5) Respond to PIRs and requests for information.</li> <li>(6) Identify unit, activity, and equipment.</li> <li>(7) Provide data for force protection to include the integration of HUMINT sources.</li> <li>(8) Provide predictive intelligence based on current situation.</li> <li>(9) Provide longer term battle damage assessment that indicates remaining threat capabilities and current or emerging threat vulnerabilities.</li> <li>(10) Provide reportable information to the assistant chief of staff, intelligence (G2)/S2 and fire support officer.</li> <li>(11) Build databases. Assist analysis control element in deconflicting database holdings.</li> </ul> <p><b>b.</b> Conduct Situation development.</p> <ul style="list-style-type: none"> <li>(1) Template and develop enemy courses of action.</li> <li>(2) Maintain the situation map.</li> <li>(3) Maintain adjacent and higher friendly operations.</li> <li>(4) Produce indicators and event templates. <ul style="list-style-type: none"> <li>(a) Include predicted threat decision points.</li> <li>(b) Include all threat actions relative to friendly decision points, PIRs, and high-payoff targets.</li> </ul> </li> <li>(5) Participate in war gaming and planning.</li> <li>(6) Maintain enemy courses of action. <ul style="list-style-type: none"> <li>(a) Maintain current enemy courses of action.</li> <li>(b) Develop possible future enemy courses of action.</li> </ul> </li> </ul>		

TASK STEPS AND PERFORMANCE MEASURES	GO	NO-GO
<p>c. Perform database management.</p> <ul style="list-style-type: none"> <li>(1) Load initial database information.</li> <li>(2) Define the area of operations.</li> <li>(3) Set alarms and queries.</li> <li>(4) Update, edit, and purge information, as required.</li> </ul> <p>d. Provide intelligence support to force protection.</p> <ul style="list-style-type: none"> <li>(1) Provide threat collection capabilities in IPB (current and future).</li> <li>(2) Identify friendly weaknesses and vulnerabilities.</li> <li>(3) Recommend counter-reconnaissance, intelligence, surveillance, and target acquisition actions. <ul style="list-style-type: none"> <li>(a) Base counter-reconnaissance, intelligence, surveillance, and target acquisition actions plan on threat signatures and friendly capabilities.</li> <li>(b) Identify requirements that need external or higher assistance.</li> <li>(c) Determine the impact of failure to counter threat capabilities.</li> </ul> </li> <li>(4) Provide intelligence support to electronic attack and electronic protection.</li> </ul> <p>e. Report.</p> <ul style="list-style-type: none"> <li>(1) Respond to requests for information.</li> <li>(2) Provide input to high-value targets and high-payoff targets.</li> <li>(3) Provide input to battle damage assessment.</li> <li>(4) Provide situation report to subordinate and higher units.</li> <li>(5) Provide tactical warnings.</li> <li>(6) Execute message release authority as required and authorized.</li> <li>(7) Provide base reports on prioritized requirements.</li> </ul> <p>4. Provide support to collection management. [The mission management and asset management (technical control) portions of collection management will be performed by the sensor control team.]</p> <ul style="list-style-type: none"> <li>a. Develop, coordinate, and recommend PIRs and IRs in consonance with the commander and assistance chief of staff, operations (G3) to support preparation of the collection plan.</li> <li>b. Perform the requirements management portion of the collection management process with the S2 section. <ul style="list-style-type: none"> <li>(1) Participate in war games.</li> <li>(2) Disseminate information requirements.</li> <li>(3) Assist collection manager in processing requirements from higher, adjacent, and subordinate units. Include validation, which also implies structured query language and query development.</li> <li>(4) Receive, modify, and coordinate the intelligence and electronic warfare collection plan developed by the sensor control team. This includes the capability to coordinate collection requirements with other staff elements and update, as appropriate.</li> </ul> </li> </ul>		

TASK STEPS AND PERFORMANCE MEASURES	GO	NO-GO
<p>c. Provide support to mission management.</p> <ul style="list-style-type: none"> <li>(1) Forward unit capabilities status, to include maneuver units, nonmilitary intelligence collection systems, etc., to collection manager.</li> <li>(2) Assist in developing the intelligence synchronization matrix and friendly scheme of maneuver. Receive, update, and coordinate an automated intelligence and electronic warfare synchronization matrix developed by the collection management section. This includes the capability to coordinate and merge the intelligence and electronic warfare battlefield forward area collection activities with the maneuver battlefield forward area concept of operations.</li> <li>(3) Forward subordinate PIRs to collection manager.</li> </ul> <p>5. Provide support to targeting. Receive, store, create, edit, and exchange the following targeting information and products to perform the overall target development and coordination functions:</p> <ul style="list-style-type: none"> <li>a. Protected target list.</li> <li>b. Taboo, restricted, and guarded frequency lists.</li> <li>c. High-value targets lists and high-payoff targets lists.</li> <li>d. Target selection standards.</li> <li>e. Attack guidance matrix.</li> <li>f. Target spreadsheets.</li> <li>g. Target sheets.</li> <li>h. Fire support, electronic warfare, information operations, and intelligence annexes of the operation order (OPORD).</li> </ul> <p>6. Disseminate.</p> <ul style="list-style-type: none"> <li>a. Identify and track required reports. <ul style="list-style-type: none"> <li>(1) Outgoing: log acknowledgments and non-acknowledgments.</li> <li>(2) Identify primary, secondary, and tertiary communications for each type of product (standard).</li> <li>(3) Monitor status of collateral level intelligence related communications.</li> <li>(4) Build data authentication groups, address indicator groups, plain language address databases, routers, and message profiles. (Communications address groups.)</li> </ul> </li> <li>b. Ensure quality control and format. <ul style="list-style-type: none"> <li>(1) Check classification and structure of each message.</li> <li>(2) Input training shortcomings.</li> </ul> </li> <li>c. Maintain incoming and outgoing message journal.</li> <li>d. Identify and track internal and external distribution and routing. <ul style="list-style-type: none"> <li>(1) Set tables.</li> <li>(2) Track distribution and routing.</li> </ul> </li> </ul>		

TASK STEPS AND PERFORMANCE MEASURES	GO	NO-GO
<p>e. Execute message release authority.</p> <p>(1) Coordinate with S2.</p> <p>(2) Execute release priorities.</p> <p>f. Identify and track nonstandard distribution.</p> <p>7. Execute interface between ASAS-RWS-analysis and control element, ASAS-RWS/ Army battle command system (ABCS) and other ASAS-RWS terminals.</p> <p>a. Conduct external database coordination with ASAS-RWS and the analysis and control element all source element.</p> <p>(1) Identify external user requirements.</p> <p>(2) Establish external database coordination criteria.</p> <p>(3) Perform manual message release authority operations.</p> <p>b. Perform ASAS/ABCS automated message function.</p> <p>c. Generate and respond to requests for information, as needed.</p>		

TASK PERFORMANCE / EVALUATION SUMMARY BLOCK							
ITERATION	1	2	3	4	5	M	TOTAL
TOTAL TASK STEPS EVALUATED							
TOTAL TASK STEPS "GO"							
TRAINING STATUS "GO"/"NO-GO"							

\* indicates a leader task step.

**SUPPORTING INDIVIDUAL TASKS**

Task Number	Task Title	References
113-600-2001(SL1)	Communicate Via a Tactical Telephone	STP 21-1-SMCT
113-637-2001(SL1)	Communicate Via a Tactical Radio	STP 21-1-SMCT
301-96B-5302	Integrate the All Source Analysis System (ASAS) Family of Systems into ACE Operations	STP 34-96B15-SM-TG
301-A96-1101	Create Situation Alarm Criteria	STP 34-96B15-SM-TG
301-A96-1102	Process Inbound Messages	STP 34-96B15-SM-TG
301-A96-1151	Create an Operational Target Alarm Criteria Set	STP 34-96B15-SM-TG
301-A96-1152	Identify Potential Targets	STP 34-96B15-SM-TG
301-A96-1251	Perform Interactive Message Parsing	STP 34-96B15-SM-TG
301-A96-1252	Perform Text Message Processing	STP 34-96B15-SM-TG
301-A96-1253	Perform Interactive High Interest Criteria Operations	STP 34-96B15-SM-TG
301-A96-1254	Perform Interactive Friendly Situation Processing	STP 34-96B15-SM-TG
301-A96-1255	Perform Interactive Entity Identification	STP 34-96B15-SM-TG
301-A96-1256	Perform Interactive Database Correlation	STP 34-96B15-SM-TG
301-A96-1401	Run a Query	STP 34-96B15-SM-TG
301-A96-1402	Perform Analyst Log-Off Procedures	STP 34-96B15-SM-TG
301-A96-1403	Perform Interactive Message Generation	STP 34-96B15-SM-TG
301-A96-1404	Perform Overlay Operations	STP 34-96B15-SM-TG
301-A96-2101	Regulate Message Flow	STP 34-96B15-SM-TG
301-A96-2102	Distribute Inbound Messages	STP 34-96B15-SM-TG

**SUPPORTING INDIVIDUAL TASKS**

<b>Task Number</b>	<b>Task Title</b>	<b>References</b>
301-A96-2103	Maintain Outbound Routing Tables	STP 34-96B15-SM-TG
301-A96-2152	Perform Communications Message File Operations	STP 34-96B15-SM-TG
301-A96-3151	Perform External Reporting Criteria Operations	STP 34-96B15-SM-TG
301-A96-3152	Perform External Reporting Criteria Operations	STP 34-96B15-SM-TG
301-A96-3202	Maintain High Interest Criteria	STP 34-96B15-SM-TG
301-A96-3203	Maintain Node Criteria	STP 34-96B15-SM-TG
301-A96-3204	Maintain Identification Criteria	STP 34-96B15-SM-TG
301-R96-1004	Transfer Files Using XFTP	STP 34-96B15-SM-TG
301-R96-1005	Maintain Records Within a Table	STP 34-96B15-SM-TG
301-R96-1006	Set Map Preferences and Plotting Attributes	STP 34-96B15-SM-TG
301-R96-1007	Perform Overlay Operations	STP 34-96B15-SM-TG
301-R96-1008	Create a Message	STP 34-96B15-SM-TG
301-R96-1009	Manage Message Traffic Using the Queue	STP 34-96B15-SM-TG
301-R96-1010	Set Up System Notifier	STP 34-96B15-SM-TG
301-R96-1011	Set Up Event Manager	STP 34-96B15-SM-TG
301-R96-2000	Create Graphic INTSUM	STP 34-96B15-SM-TG
301-R96-3001	Maintain External Database Coordination (EDC) Synchronization	STP 34-96B15-SM-TG
850-001-2000(SL2)	Employ Accident Prevention Measures and Risk Management Process	STP 21-24-SMCT
850-001-3001(SL3)	Control Mission Safety Hazard	STP 21-24-SMCT

**SUPPORTING COLLECTIVE TASKS**

<b>Task Number</b>	<b>Task Title</b>	<b>References</b>
34-4-0600	Prepare the All Source Analysis System (ASAS) for Redeployment	ARTEP 34-114-30-MTP ARTEP 34-144-30-MTP ARTEP 34-353-30-MTP ARTEP 34-355-MTP ARTEP 34-357-30-MTP ARTEP 34-387-30-MTP ARTEP 34-393-30-MTP ARTEP 34-396-30-MTP ARTEP 34-143-30-MTP ARTEP 34-387-30-MTP
34-4-0603	Prepare the All Source Analysis System Remote Workstation (ASAS-RWS) for Redeployment	ARTEP 34-397-30-MTP

## OPFOR TASKS AND STANDARDS

### **TASK: Disrupt Enemy Movement and Operations Using Persistent and Nonpersistent Chemical Weapons (34-OPFOR-1001)**

**CONDITION:** Conventional artillery weapons or aircraft are available to deliver chemical weapons. Routes and key bases in the rear area have been selected.

**STANDARD:** Chemical agents are delivered into targeted areas. The movement of enemy supplies and equipment to forward areas is delayed by disrupting command and control systems. Enemy movement is successfully channeled into predesignated ambush areas. Enemy supplies and equipment are contaminated. A high rate of casualties is inflicted on enemy forces.

### **TASK: Conduct Electronic Warfare (34-OPFOR-1012)**

**CONDITION:** Opposing force (OPFOR) employs collection and direction-finding assets (ground and air) to monitor and locate enemy forces.

**STANDARD:** Locate the positions of enemy command, intelligence, and logistics units. Forward the locations of the positions to OPFOR headquarters. Use jamming signals against enemy radio receivers. Monitor enemy radio networks and report all information of intelligence value to OPFOR HQ.

### **TASK: Disrupt Enemy Movement and Operations Using Tactical Nuclear Weapons (34-OPFOR-1002)**

**CONDITION:** Orders have been received to use tactical nuclear weapons in the enemy's rear area. Key locations have been identified.

**STANDARD:** Tactical nuclear missiles are delivered on target. Movement of equipment and supplies is disrupted or delayed to forward areas. Enemy equipment and supplies are destroyed. A high rate of nuclear casualties is inflicted among enemy troops.

### **TASK: Conduct Sniper Operations (34-OPFOR-1005)**

**CONDITION:** OPFOR element has received a sniper mission from headquarters. Snipers are assigned missions in the enemy rear area along major supply routes and near support sites.

**STANDARD:** Infiltrate enemy area of operations and set up a well-concealed location. Vehicle drivers or personnel on foot are engaged with short bursts of semiautomatic fire. Selected targets are killed or wounded. Prevent position from being discovered and evacuate the area without being detected. Results of the operation are reported to OPFOR headquarters.

### **TASK: Conduct Raid (34-OPFOR-1009)**

**CONDITION:** OPFOR element has occupied an objective rally point and has orders to conduct a raid on a rear area base.

**STANDARD:** Surprise the enemy forces. Assault enemy support base and accomplish assigned tasks. Specified equipment and supplies are destroyed. Decisive engagement is avoided. All personnel are withdrawn from the area within the prescribed time. The collected intelligence data satisfies the priority intelligence requirements (PIRs).



**ELEMENT:** Launch and Recovery Section

**TASK: Emplace the Tactical Unmanned Aerial Vehicle (TUAV) Launch and Recovery Site (Shadow) (34-4-1010)**

(AR 95-1)	(AR 95-23)	(FM 3-0)
(FM 7-0)	(FM 7-1)	(DA PAM 738-750)
(DA PAM 738-751)	(STP 34-96U14-SM-TG)	(TC 1-210)
(TC 34-212)		

**ITERATION:** 1      2      3      4      5      M      (Circle)

**COMMANDER/LEADER ASSESSMENT:**      T      P      U      (Circle)

**CONDITIONS:** The unit is given an unmanned aerial vehicle (UAV) system, support equipment, appropriate personnel, tools and equipment, and appropriate references. Some iterations of this task should be performed in mission-oriented protective posture level 4 (MOPP4).

**TASK STANDARDS:** The launch and recovery (L/R) site is capable of achieving a minimum operational capability (MOC)—that is, prepare one air vehicle (AV); set up ground control station (GCS), ground data terminal (GDT), portable ground control station (PGCS), or portable ground data terminal (PGDT); plan initial and lost link way point; and emplace necessary safety equipment—and of launching an AV within 60 minutes of positioning at a preplanned launch site, when required. This timeline assumes that the UAV unit is dedicated to these functions and that there are no other distracters, such as security, etc. Site continues to be improved (camouflage, etc.) after MOC. Setup is performed without safety and environmental violations in accordance with the operation order (OPORD) and site plan.

TASK STEPS AND PERFORMANCE MEASURES	GO	NO-GO
<ol style="list-style-type: none"> <li>1. Determine site selection.</li> <li>2. Unload GDT.               <ol style="list-style-type: none"> <li>a. Emplace GDT.</li> <li>b. Emplace GCS.</li> </ol> </li> <li>3. Unload arresting gear (AG) from L/R trailer.               <ol style="list-style-type: none"> <li>a. Emplace AG.</li> <li>b. Emplace L/R trailer off air vehicle transport (AVT) [part of launcher (LAU) emplace].</li> <li>c. Emplace LAU.</li> </ol> </li> <li>4. Open and unload AVT.               <ol style="list-style-type: none"> <li>a. Emplace PGCS.</li> <li>b. Emplace PGDT.</li> <li>c. Emplace AVT.</li> <li>d. Emplace AV.</li> <li>e. Emplace tactical automated landing system (TALS).</li> </ol> </li> </ol>		

TASK PERFORMANCE / EVALUATION SUMMARY BLOCK							
ITERATION	1	2	3	4	5	M	TOTAL
TOTAL TASK STEPS EVALUATED							
TOTAL TASK STEPS "GO"							
TRAINING STATUS "GO"/"NO-GO"							

\* indicates a leader task step.

**SUPPORTING INDIVIDUAL TASKS**

Task Number	Task Title	References
301-96U-1012S	Emplace an Unmanned Aerial Vehicle (UAV) Air Vehicle Transport (AVT) (Shadow)	STP 34-96U14-SM-TG
301-96U-1015	Emplace an Unmanned Aerial Vehicle (UAV) Ground Control Station (GCS)	STP 34-96U14-SM-TG
301-96U-1016S	Emplace an Unmanned Aerial Vehicle (UAV) Portable Ground Control Station (PGCS) (Shadow)	STP 34-96U14-SM-TG
301-96U-1018	Emplace an Unmanned Aerial Vehicle (UAV) Ground Data Terminal (GDT)	STP 34-96U14-SM-TG
301-96U-1019S	Emplace an Unmanned Aerial Vehicle (UAV) Portable Ground Data Terminal (PGDT) (Shadow)	STP 34-96U14-SM-TG
301-96U-1027S	Emplace an Unmanned Aerial Vehicle (UAV) Launcher (LAU) (Shadow)	STP 34-96U14-SM-TG
301-96U-1028S	Emplace an Unmanned Aerial Vehicle (UAV) Tactical Automated Landing Systems (TALS) (Shadow)	STP 34-96U14-SM-TG
301-96U-1029S	Emplace Unmanned Aerial Vehicle (UAV) Arresting Gear (AG) (Shadow)	STP 34-96U14-SM-TG
301-96U-1032	Emplace an Unmanned Aerial Vehicle (UAV) Remote Video Terminal (RVT)	STP 34-96U14-SM-TG
301-96U-1033	Assemble an Unmanned Aerial Vehicle (UAV)	STP 34-96U14-SM-TG
301-96U-2011	Supervise Unmanned Aerial Vehicle (UAV) Launch and Recovery (L/R) Site Emplacement	STP 34-96U14-SM-TG
301-96U-3010	Assist with Unmanned Aerial Vehicle (UAV) Site Survey	STP 34-96U14-SM-TG
301-96U-3011	Direct Unmanned Aerial Vehicle (UAV) Launch and Recovery (L/R) Site Emplacement	STP 34-96U14-SM-TG
301-96U-4010	Conduct Unmanned Aerial Vehicle (UAV) Site Survey	STP 34-96U14-SM-TG
301-96U-4011	Select an Unmanned Aerial Vehicle (UAV) Launch and Recovery (L/R) Site Location	STP 34-96U14-SM-TG
301-96U-4012	Produce an Unmanned Aerial Vehicle (UAV) Launch and Recovery (L/R) Site Layout	STP 34-96U14-SM-TG

**SUPPORTING COLLECTIVE TASKS**

Task Number	Task Title	References
11-3-1102.34-0001	Install/Operate/Maintain a Single Channel Ground and Airborne Radio System (SINCGARS) Frequency Hopping (FH) Network	ARTEP 34-114-30-MTP

## SUPPORTING COLLECTIVE TASKS

Task Number	Task Title	References
		ARTEP 34-117-30-MTP
		ARTEP 34-143-30-MTP
		ARTEP 34-144-30-MTP
		ARTEP 34-353-30-MTP
		ARTEP 34-355-MTP
		ARTEP 34-357-30-MTP
		ARTEP 34-358-30-MTP
		ARTEP 34-387-30-MTP
		ARTEP 34-388-30-MTP
		ARTEP 34-393-30-MTP
		ARTEP 34-396-30-MTP
		ARTEP 34-397-30-MTP
		ARTEP 34-398-30-MTP
		ARTEP 34-399-10-MTP
		ARTEP 34-414-30-MTP
34-3-9031	Execute TUAV Platoon Operations	ARTEP 34-117-30-MTP ARTEP 34-387-30-MTP

## OPFOR TASKS AND STANDARDS

**TASK: Disrupt Movement (07-OPFOR-1107)**

**CONDITION:** The opposing force (OPFOR) discovers an enemy LRS team and is ordered to prevent it from moving.

**STANDARD:** 1. Surprise the LRS team. 2. Locate the LRS team during movement. 3. Determine size, composition, or destination of the LRS team. 4. Engage the LRS team and delay its movement for at least 1 hour. 5. Inflict at least one casualty.

**TASK: Disrupt Enemy Movement and Operations Using Persistent and Nonpersistent Chemical Weapons (34-OPFOR-1001)**

**CONDITION:** Conventional artillery weapons or aircraft are available to deliver chemical weapons. Routes and key bases in the rear area have been selected.

**STANDARD:** Chemical agents are delivered into targeted areas. The movement of enemy supplies and equipment to forward areas is delayed by disrupting command and control systems. Enemy movement is successfully channeled into predesignated ambush areas. Enemy supplies and equipment are contaminated. A high rate of casualties is inflicted on enemy forces.

**TASK: Disrupt Enemy Movement and Operations Using Tactical Nuclear Weapons (34-OPFOR-1002)**

**CONDITION:** Orders have been received to use tactical nuclear weapons in the enemy's rear area. Key locations have been identified.

**STANDARD:** Tactical nuclear missiles are delivered on target. Movement of equipment and supplies is disrupted or delayed to forward areas. Enemy equipment and supplies are destroyed. A high rate of nuclear casualties is inflicted among enemy troops.

**TASK: Conduct Hasty Ambush (34-OPFOR-1003)**

**CONDITION:** OPFOR element is moving in a concealed area when an enemy element is reported moving along an adjacent route.

**STANDARD:** The ambush site is prepared before the arrival of the enemy element. The enemy force is surprised and casualties are inflicted within the designated kill zone. Delay enemy march element from reaching its specified destination. Withdraw, on order, within two minutes of ambush initiation. Report results of mission to headquarters.

**TASK: Conduct Air Attacks (34-OPFOR-1006)**

**CONDITION:** OPFOR elements in the rear area have forwarded the coordinates of enemy facilities and elements. OPFOR aircraft have been dispatched to attack enemy installations or convoys.

**STANDARD:** Locate support sites, command and control facilities, and/or convoys. Attack runs on designated targets are conducted. Enemy equipment, supplies, and vehicles are destroyed and enemy personnel are killed.

**TASK: Conduct Electronic Warfare (34-OPFOR-1012)**

**CONDITION:** Opposing force (OPFOR) employs collection and direction-finding assets (ground and air) to monitor and locate enemy forces.

**STANDARD:** Locate the positions of enemy command, intelligence, and logistics units. Forward the locations of the positions to OPFOR headquarters. Use jamming signals against enemy radio receivers. Monitor enemy radio networks and report all information of intelligence value to OPFOR HQ.

**TASK: Engage with Indirect Fires (34-OPFOR-1033)**

**CONDITION:** OPFOR unit or observation post is deployed observing a likely avenue of approach. Threat forces are conducting tactical movement along the avenue of approach. OPFOR has communications with supporting indirect fire assets.

**STANDARD:** Threat forces are detected without giving away OPFOR locations. Detected threat forces are engaged with indirect fires, resulting in threat losses, suppression, or neutralization.

**TASK: Conduct Raid (34-OPFOR-1009)**

**CONDITION:** OPFOR element has occupied an objective rally point and has orders to conduct a raid on a rear area base.

**STANDARD:** Surprise the enemy forces. Assault enemy support base and accomplish assigned tasks. Specified equipment and supplies are destroyed. Decisive engagement is avoided. All personnel are withdrawn from the area within the prescribed time. The collected intelligence data satisfies the priority intelligence requirements (PIRs).

**TASK: Conduct Aerial Reconnaissance (34-OPFOR-1007)**

**CONDITION:** OPFOR HQ requires intelligence on the location and identification of enemy elements. Aircraft is dispatched to take photographs and conduct a visual inspection of enemy area.

**STANDARD:** Locate and photograph enemy positions in assigned sectors, including support and storage bases and command and control facilities. Visual checks are conducted when possible. The enemy is not engaged. Priority intelligence requests and other information requirements (IRs) are reported to OPFOR HQ.

**TASK: Defend Danger Area (07-OPFOR-1108)**

**CONDITION:** The OPFOR is defending a danger area.

**STANDARD:** 1. Detect the crossing. 2. Surprise the main body. 3. Decisively engage the unit. 4. Prevent the unit from crossing at its chosen location. 5. Inflict at least one casualty on the team.

**ELEMENTS:** TUAV Platoon Headquarters  
Mission Planning and Control Section

**TASK: Emplace the Tactical Unmanned Aerial Vehicle (TUAV) Forward Control Site (Shadow)**  
**(34-4-1011)**

(FM 2-0)

(USOP)

**ITERATION:** 1 2 3 4 5 M (Circle)

**COMMANDER/LEADER ASSESSMENT:** T P U (Circle)

**CONDITIONS:** Given a mission, forward control site plan, an emplacement team, unmanned aerial vehicle (UAV) forward control site equipment with associated equipment, and appropriate references. Some iterations of this task should be performed in mission-oriented protective posture level 4 (MOPP4).

**TASK STANDARDS:** The unit emplaces forward control site in accordance with the operation order (OPORD), the forward control site plan, unit standing operating procedures (SOP), (Hunter), and (Shadow).

TASK STEPS AND PERFORMANCE MEASURES	GO	NO-GO
<ol style="list-style-type: none"> <li>1. Emplace ground control station (GCS).</li> <li>2. Emplace the remote video terminal.</li> <li>3. Set up ground data terminal (GDT) antenna assembly.                             <ol style="list-style-type: none"> <li>a. Unload components.</li> <li>b. Set up GDT antenna assembly.</li> <li>c. Install ground-anchoring equipment for GDT pedestal tripod (if winds above 15 knots are experienced or forecasted).</li> <li>d. Set up GDT pedestal tripod.</li> <li>e. Install pedestal.</li> <li>f. Install dish antenna and feed.</li> <li>g. Install Yagi antenna.</li> <li>h. Connect cables to pedestal.</li> <li>i. Connect cables to datalink interface box (DIB).</li> </ol> </li> <li>4. Install dish antenna and feed.</li> </ol>		

TASK PERFORMANCE / EVALUATION SUMMARY BLOCK							
ITERATION	1	2	3	4	5	M	TOTAL
TOTAL TASK STEPS EVALUATED							
TOTAL TASK STEPS "GO"							
TRAINING STATUS "GO"/"NO-GO"							

\* indicates a leader task step.

**SUPPORTING INDIVIDUAL TASKS**

Task Number	Task Title	References
301-96U-1015	Emplace an Unmanned Aerial Vehicle (UAV) Ground Control Station (GCS)	STP 34-96U14-SM-TG

---

**SUPPORTING INDIVIDUAL TASKS**

<b>Task Number</b>	<b>Task Title</b>	<b>References</b>
301-96U-1016S	Emplace an Unmanned Aerial Vehicle (UAV) Portable Ground Control Station (PGCS) (Shadow)	STP 34-96U14-SM-TG
301-96U-1018	Emplace an Unmanned Aerial Vehicle (UAV) Ground Data Terminal (GDT)	STP 34-96U14-SM-TG
301-96U-1019S	Emplace an Unmanned Aerial Vehicle (UAV) Portable Ground Data Terminal (PGDT) (Shadow)	STP 34-96U14-SM-TG
301-96U-1032	Emplace an Unmanned Aerial Vehicle (UAV) Remote Video Terminal (RVT)	STP 34-96U14-SM-TG
301-96U-2012	Supervise Unmanned Aerial Vehicle (UAV) Forward Control Site Emplacement	STP 34-96U14-SM-TG
301-96U-2112	Supervise Unmanned Aerial Vehicle (UAV) Forward Control Site Displacement	STP 34-96U14-SM-TG
301-96U-3010	Assist with Unmanned Aerial Vehicle (UAV) Site Survey	STP 34-96U14-SM-TG
301-96U-3012	Direct Unmanned Aerial Vehicle (UAV) Forward Control Site Emplacement	STP 34-96U14-SM-TG
301-96U-4010	Conduct Unmanned Aerial Vehicle (UAV) Site Survey	STP 34-96U14-SM-TG

SUPPORTING COLLECTIVE TASKS: NONE

OPFOR TASKS AND STANDARDS

**TASK: Disrupt Movement (07-OPFOR-1107)**

**CONDITION:** The opposing force (OPFOR) discovers an enemy LRS team and is ordered to prevent it from moving.

**STANDARD:** 1. Surprise the LRS team. 2. Locate the LRS team during movement. 3. Determine size, composition, or destination of the LRS team. 4. Engage the LRS team and delay its movement for at least 1 hour. 5. Inflict at least one casualty.

**TASK: Defend Danger Area (07-OPFOR-1108)**

**CONDITION:** The OPFOR is defending a danger area.

**STANDARD:** 1. Detect the crossing. 2. Surprise the main body. 3. Decisively engage the unit. 4. Prevent the unit from crossing at its chosen location. 5. Inflict at least one casualty on the team.

**TASK: Disrupt Enemy Movement and Operations Using Persistent and Nonpersistent Chemical Weapons (34-OPFOR-1001)**

**CONDITION:** Conventional artillery weapons or aircraft are available to deliver chemical weapons. Routes and key bases in the rear area have been selected.

**STANDARD:** Chemical agents are delivered into targeted areas. The movement of enemy supplies and equipment to forward areas is delayed by disrupting command and control systems. Enemy movement is successfully channeled into predesignated ambush areas. Enemy supplies and equipment are contaminated. A high rate of casualties is inflicted on enemy forces.

**TASK: Disrupt Enemy Movement and Operations Using Tactical Nuclear Weapons (34-OPFOR-1002)**

**CONDITION:** Orders have been received to use tactical nuclear weapons in the enemy's rear area. Key locations have been identified.

**STANDARD:** Tactical nuclear missiles are delivered on target. Movement of equipment and supplies is disrupted or delayed to forward areas. Enemy equipment and supplies are destroyed. A high rate of nuclear casualties is inflicted among enemy troops.

**TASK: Conduct Hasty Ambush (34-OPFOR-1003)**

**CONDITION:** OPFOR element is moving in a concealed area when an enemy element is reported moving along an adjacent route.

**STANDARD:** The ambush site is prepared before the arrival of the enemy element. The enemy force is surprised and casualties are inflicted within the designated kill zone. Delay enemy march element from reaching its specified destination. Withdraw, on order, within two minutes of ambush initiation. Report results of mission to headquarters.

**TASK: Conduct Air Attacks (34-OPFOR-1006)**

**CONDITION:** OPFOR elements in the rear area have forwarded the coordinates of enemy facilities and elements. OPFOR aircraft have been dispatched to attack enemy installations or convoys.

**STANDARD:** Locate support sites, command and control facilities, and/or convoys. Attack runs on designated targets are conducted. Enemy equipment, supplies, and vehicles are destroyed and enemy personnel are killed.

**TASK: Conduct Aerial Reconnaissance (34-OPFOR-1007)**

**CONDITION:** OPFOR HQ requires intelligence on the location and identification of enemy elements. Aircraft is dispatched to take photographs and conduct a visual inspection of enemy area.

**STANDARD:** Locate and photograph enemy positions in assigned sectors, including support and storage bases and command and control facilities. Visual checks are conducted when possible. The enemy is not engaged. Priority intelligence requests and other information requirements (IRs) are reported to OPFOR HQ.

**TASK: Conduct Raid (34-OPFOR-1009)**

**CONDITION:** OPFOR element has occupied an objective rally point and has orders to conduct a raid on a rear area base.

**STANDARD:** Surprise the enemy forces. Assault enemy support base and accomplish assigned tasks. Specified equipment and supplies are destroyed. Decisive engagement is avoided. All personnel are withdrawn from the area within the prescribed time. The collected intelligence data satisfies the PIRs.

**TASK: Conduct Electronic Warfare (34-OPFOR-1012)**

**CONDITION:** OPFOR employs collection and direction-finding assets (ground and air) to monitor and locate enemy forces.

**STANDARD:** Locate the positions of enemy command, intelligence, and logistics units. Forward the locations of the positions to OPFOR headquarters. Use jamming signals against enemy radio receivers. Monitor enemy radio networks and report all information of intelligence value to OPFOR HQ.

**TASK: Engage With Indirect Fires (34-OPFOR-1033)**

**CONDITION:** OPFOR unit or observation post is deployed observing a likely avenue of approach. Threat forces are conducting tactical movement along the avenue of approach. OPFOR has communications with supporting indirect fire assets.

**STANDARD:** Threat forces are detected without giving away OPFOR locations. Detected threat forces are engaged with indirect fires, resulting in threat losses, suppression, or neutralization.



**ELEMENTS:** TUAV Platoon Headquarters  
Mission Planning and Control Section

**TASK: Perform Tactical Unmanned Aerial Vehicle (TUAV) Airspace Coordination and Control (Shadow) (34-4-1012)**

(AR 95-2)  
(TC 1-210)

(FM 3-52)  
(JP 3-52)

(FM 3-100.2)

**ITERATION:** 1 2 3 4 5 M (Circle)

**COMMANDER/LEADER ASSESSMENT:** T P U (Circle)

**CONDITIONS:** A unit is given a mission to assist in airspace coordination and control for an unmanned aerial vehicle (UAV) mission, a UAV launch and recovery (L/R) site, associated equipment, support personnel, unit standing operating procedures (SOP), , and FM 3-21.38. Some iterations of this task should be performed in mission-oriented protective posture level 4 (MOPP4).

**TASK STANDARDS:** Perform airspace coordination, frequency management, and pathfinder support procedures for a UAV mission in accordance with mission requirements, unit SOP, TC 1-210, JP 3-52, , and FM 3-21.38.

TASK STEPS AND PERFORMANCE MEASURES	GO	NO-GO
<ol style="list-style-type: none"> <li>1. Coordinate with airspace authority. Coordinate approval within the National Airspace System (NAS), major command (MACOM) air traffic and airspace (AT&amp;A) officer, major subordinate commanders, and state adjutant generals and installation commanders.</li> <li>2. Identify special use airspace proposals.                             <ol style="list-style-type: none"> <li>a. Submit airspace proposals.</li> <li>b. Submit objections to proposals.</li> </ol> </li> <li>3. Coordinate requirements for restricted areas.</li> <li>4. Coordinate other categories of special use airspace.</li> </ol>		

TASK PERFORMANCE / EVALUATION SUMMARY BLOCK							
ITERATION	1	2	3	4	5	M	TOTAL
TOTAL TASK STEPS EVALUATED							
TOTAL TASK STEPS "GO"							
TRAINING STATUS "GO"/"NO-GO"							

\* indicates a leader task step.

**SUPPORTING INDIVIDUAL TASKS**

Task Number	Task Title	References
301-96U-2062S	Perform Pathfinder Support to Unmanned Aerial Vehicle (UAV) Launch and Recovery (L/R) Operations (Shadow)	STP 34-96U14-SM-TG
301-96U-3062	Assist in Frequency Management for an Unmanned Aerial Vehicle (UAV) Mission	STP 34-96U14-SM-TG
301-96U-3063	Assist in Airspace Coordination for an Unmanned Aerial Vehicle (UAV) Mission	STP 34-96U14-SM-TG

**SUPPORTING INDIVIDUAL TASKS**

<b>Task Number</b>	<b>Task Title</b>	<b>References</b>
301-96U-4062S	Supervise Pathfinder Support to Unmanned Aerial Vehicle (UAV) Launch and Recovery (L/R) Operations (Shadow)	STP 34-96U14-SM-TG

SUPPORTING COLLECTIVE TASKS: NONE

OPFOR TASKS AND STANDARDS

**TASK: Conduct Electronic Warfare (34-OPFOR-1012)**

**CONDITION:** Opposing force (OPFOR) employs collection and direction-finding assets (ground and air) to monitor and locate enemy forces.

**STANDARD:** Locate the positions of enemy command, intelligence, and logistics units. Forward the locations of the positions to OPFOR headquarters. Use jamming signals against enemy radio receivers. Monitor enemy radio networks and report all information of intelligence value to OPFOR HQ.

**TASK: Gather Intelligence (34-OPFOR-1008)**

**CONDITION:** OPFOR elements, operating in the rear area, are planning attacks on enemy bases. Information is needed before plans are finalized.

**STANDARD:** Identify all priority intelligence requests and other intelligence requirements. Pass through any outpost, defensive wire, or warning device undetected. Move to an observation point that offers cover and concealment and is close enough to gather required information. Gather data that answers intelligence requirements. Withdraw from area undetected. Report all information of value to OPFOR headquarters.

**TASK: Conduct Aerial Reconnaissance (34-OPFOR-1007)**

**CONDITION:** OPFOR HQ requires intelligence on the location and identification of enemy elements. Aircraft is dispatched to take photographs and conduct a visual inspection of enemy area.

**STANDARD:** Locate and photograph enemy positions in assigned sectors, including support and storage bases and command and control facilities. Visual checks are conducted when possible. The enemy is not engaged. Priority intelligence requests and other information requirements (IRs) are reported to OPFOR HQ.

**ELEMENTS:** Mission Planning and Control Section  
Launch and Recovery Section

**TASK: Perform Tactical Unmanned Aerial Vehicle (TUAV) Flight/Mission Operations (Shadow) (34-4-1013)**

(FM 2-0)

(USOP)

**ITERATION:** 1 2 3 4 5 M (Circle)

**COMMANDER/LEADER ASSESSMENT:** T P U (Circle)

**CONDITIONS:** The unit is given a mission requirement, an unmanned aerial vehicle (UAV) system, associated equipment, support personnel with required safety gear, and applicable technical manual. Some iterations of this task should be performed in mission-oriented protective posture level 4 (MOPP4).

**TASK STANDARDS:** Perform launch operations, flight and mission operations, and recovery operations in accordance with applicable technical manual.

TASK STEPS AND PERFORMANCE MEASURES	GO	NO-GO
<ol style="list-style-type: none"> <li>1. Coordinate preflight, launch, and recovery.                             <ol style="list-style-type: none"> <li>a. Determine details affecting AV and mission performance from launch to recovery.</li> <li>b. Determine fuel requirements, mission routes, enemy threat, friendly assets, and air traffic control agencies.</li> <li>c. Determine reliability of air vehicle (AV), ground control station (GCS), ground data terminal (GDT), tactical automated landing system (TALS), and other related equipment.</li> </ol> </li> <li>2. Supervise flight operations.                             <ol style="list-style-type: none"> <li>a. Perform descents and carburetor de-icing.</li> <li>b. Perform crew changes in flight.</li> </ol> </li> <li>3. Supervise air vehicle operator in-flight responsibilities.                             <ol style="list-style-type: none"> <li>a. Determine the appropriate flight mode to accomplish the mission or portions of the mission. Points Nav, Flight Plan, and Knobs are flight modes used while downrange.</li> <li>b. Determine what airspace control measures are used in the area of operation.</li> </ol> </li> <li>4. Supervise mission payload operator in-flight responsibilities.                             <ol style="list-style-type: none"> <li>a. Choose the appropriate payload control mode to successfully exploit a target. Point at Coord, Hhld, Scan, Inrt, Atrack, Camera Guide, and TR-Src are payload modes used while downrange.</li> <li>b. Assist the air vehicle operator (AVO) in monitoring functions, warnings, and operating within safe operational parameters.</li> <li>c. Establish and maintain communication with required units by use of the tactical unmanned aerial vehicle (TUAV) command, control, communications, computers and intelligence (C<sup>4</sup>I) communications package.</li> <li>d. Assist in adjusting or observing indirect fire, as necessary.</li> <li>e. Record, store, and disseminate target data and imagery as required.</li> </ol> </li> </ol>		

TASK STEPS AND PERFORMANCE MEASURES	GO	NO-GO
f. Maintain knowledge of methods of collecting surveillance data and the reporting process. 5. Supervise post flight procedures. a. Assign responsibilities as outlined in standing operating procedures (SOP) and applicable technical manual (TM). b. Conduct site survey, displacement, and emplacement, as necessary. c. Conduct preflight procedures as outlined in SOP and applicable TM. d. Conduct launch procedures as outlined in SOP and applicable TM. e. Conduct flight procedures as outlined in SOP and applicable TM. f. Conduct recovery procedures as outlined in SOP and applicable TM.		

TASK PERFORMANCE / EVALUATION SUMMARY BLOCK							
ITERATION	1	2	3	4	5	M	TOTAL
TOTAL TASK STEPS EVALUATED							
TOTAL TASK STEPS "GO"							
TRAINING STATUS "GO"/"NO-GO"							

\* indicates a leader task step.

**SUPPORTING INDIVIDUAL TASKS**

Task Number	Task Title	References
301-96D-1050	Plot Universal Transverse Mercator (UTM) Coordinates on a Map, Image or Geospatial Data	STP 34-96U14-SM-TG
301-96U-1060	Prepare an Unmanned Aerial Vehicle (UAV) Ground Control Station (GCS) for Operation	STP 34-96U14-SM-TG
301-96U-1061S	Prepare an Unmanned Aerial Vehicle (UAV) Portable Ground Control Station (PGCS) for Operation (Shadow)	STP 34-96U14-SM-TG
301-96U-1063S	Prepare an Unmanned Aerial Vehicle (UAV) Launcher (LAU) for Operation (Shadow)	STP 34-96U14-SM-TG
301-96U-1064	Prepare Unmanned Aerial Vehicle (UAV) Remote Video Terminal (RVT) operation	STP 34-96U14-SM-TG
301-96U-1065	Perform Unmanned Aerial Vehicle (UAV) System Preflight Procedures	STP 34-96U14-SM-TG
301-96U-1066	Perform Unmanned Aerial Vehicle (UAV) Launch Procedures	STP 34-96U14-SM-TG
301-96U-1067	Perform Unmanned Aerial Vehicle (UAV) Mission Planning Procedures	STP 34-96U14-SM-TG
301-96U-1069	Perform Unmanned Aerial Vehicle (UAV) Control Station Transfer	STP 34-96U14-SM-TG
301-96U-1070	Operate an Unmanned Aerial Vehicle (UAV) Remote Video Terminal (RVT)	STP 34-96U14-SM-TG
301-96U-1071	Perform Unmanned Aerial Vehicle (UAV) Flight Procedures	STP 34-96U14-SM-TG
301-96U-1072	Perform Unmanned Aerial Vehicle (UAV) Payload Operations	STP 34-96U14-SM-TG

**SUPPORTING INDIVIDUAL TASKS**

<b>Task Number</b>	<b>Task Title</b>	<b>References</b>
301-96U-1073	Perform Unmanned Aerial Vehicle (UAV) Reconnaissance Operations	STP 34-96U14-SM-TG
301-96U-1074	Perform Unmanned Aerial Vehicle (UAV) Surveillance Operations	STP 34-96U14-SM-TG
301-96U-1075	Perform Unmanned Aerial Vehicle (UAV) Target Acquisition Operations	STP 34-96U14-SM-TG
301-96U-1076	Perform Unmanned Aerial Vehicle (UAV) Emergency Procedures	STP 34-96U14-SM-TG
301-96U-1077	Perform Unmanned Aerial Vehicle (UAV) Recovery Procedures	STP 34-96U14-SM-TG
301-96U-1078	Perform Power Down Procedures for an Unmanned Aerial Vehicle (UAV) Ground Control station (GCS)	STP 34-96U14-SM-TG
301-96U-1079S	Perform Power Down Procedures for an Unmanned Aerial Vehicle (UAV) Portable Ground Control Station (PGCS) (Shadow)	STP 34-96U14-SM-TG
301-96U-1232	Perform Preventive Maintenance Checks and Services (PMCS) on an Unmanned Aerial Vehicle (UAV) Remote Video Terminal (RVT)	STP 34-96U14-SM-TG
301-96U-1310	Operate Tactical Communications Equipment	STP 34-96U14-SM-TG
301-96U-2060	Supervise Preparations of an Unmanned Aerial Vehicle (UAV) System for Operations	STP 34-96U14-SM-TG
301-96U-2061	Supervise Unmanned Aerial Vehicle (UAV) Mission Planning	STP 34-96U14-SM-TG
301-96U-2063	Apply Airspace Instructions to Unmanned Aerial Vehicle (UAV) Launch and Recovery (L/R) Operations	STP 34-96U14-SM-TG
301-96U-2064	Supervise Unmanned Aerial Vehicle (UAV) Launch and Recovery (L/R) Operations	STP 34-96U14-SM-TG
301-96U-2065	Apply Airspace Instructions to Unmanned Aerial Vehicle (UAV) Flight/Mission Operations	STP 34-96U14-SM-TG
301-96U-2066	Supervise Unmanned Aerial vehicle (UAV) Flight/Mission Operations	STP 34-96U14-SM-TG
301-96U-2067	Supervise Unmanned Aerial Vehicle (UAV) Reconnaissance, Surveillance, and Target Acquisition (RSTA) Operations	STP 34-96U14-SM-TG
301-96U-2068	Supervise Power Down of an Unmanned Aerial Vehicle (UAV) System After Operations	STP 34-96U14-SM-TG
301-96U-3061	Direct Unmanned Aerial Vehicle (UAV) Mission Planning	STP 34-96U14-SM-TG
301-96U-3064	Direct Unmanned Aerial Vehicle (UAV) Launch and Recovery (L/R) Operations	STP 34-96U14-SM-TG
301-96U-3066	Direct Unmanned Aerial Vehicle (UAV) Flight/Mission Operations	STP 34-96U14-SM-TG
301-96U-3067	Direct Unmanned Aerial Vehicle (UAV) Reconnaissance, Surveillance, and Target Acquisition (RSTA) Operations	STP 34-96U14-SM-TG
301-96U-4060	Coordinate with Higher/Adjacent Headquarters	STP 34-96U14-SM-TG

SUPPORTING COLLECTIVE TASKS: NONE

OPFOR TASKS AND STANDARDS

**TASK: Disrupt Movement (07-OPFOR-1107)**

**CONDITION:** The opposing force (OPFOR) discovers an enemy LRS team and is ordered to prevent it from moving.

**STANDARD:** 1. Surprise the LRS team. 2. Locate the LRS team during movement. 3. Determine size, composition, or destination of the LRS team. 4. Engage the LRS team and delay its movement for at least 1 hour. 5. Inflict at least one casualty.

**TASK: Disrupt Enemy Movement and Operations Using Persistent and Nonpersistent Chemical Weapons (34-OPFOR-1001)**

**CONDITION:** Conventional artillery weapons or aircraft are available to deliver chemical weapons. Routes and key bases in the rear area have been selected.

**STANDARD:** Chemical agents are delivered into targeted areas. The movement of enemy supplies and equipment to forward areas is delayed by disrupting command and control systems. Enemy movement is successfully channeled into predesignated ambush areas. Enemy supplies and equipment are contaminated. A high rate of casualties is inflicted on enemy forces.

**TASK: Disrupt Enemy Movement and Operations Using Tactical Nuclear Weapons (34-OPFOR-1002)**

**CONDITION:** Orders have been received to use tactical nuclear weapons in the enemy's rear area. Key locations have been identified.

**STANDARD:** Tactical nuclear missiles are delivered on target. Movement of equipment and supplies is disrupted or delayed to forward areas. Enemy equipment and supplies are destroyed. A high rate of nuclear casualties is inflicted among enemy troops.

**TASK: Conduct Air Attacks (34-OPFOR-1006)**

**CONDITION:** OPFOR elements in the rear area have forwarded the coordinates of enemy facilities and elements. OPFOR aircraft have been dispatched to attack enemy installations or convoys.

**STANDARD:** Locate support sites, command and control facilities, and/or convoys. Attack runs on designated targets are conducted. Enemy equipment, supplies, and vehicles are destroyed and enemy personnel are killed.

**TASK: Conduct Aerial Reconnaissance (34-OPFOR-1007)**

**CONDITION:** OPFOR HQ requires intelligence on the location and identification of enemy elements. Aircraft is dispatched to take photographs and conduct a visual inspection of enemy area.

**STANDARD:** Locate and photograph enemy positions in assigned sectors, including support and storage bases and command and control facilities. Visual checks are conducted when possible. The enemy is not engaged. Priority intelligence requests and other information requirements (IRs) are reported to OPFOR HQ.

**TASK: Gather Intelligence (34-OPFOR-1008)**

**CONDITION:** OPFOR elements, operating in the rear area, are planning attacks on enemy bases. Information is needed before plans are finalized.

**STANDARD:** Identify all priority intelligence requests and other intelligence requirements. Pass through any outpost, defensive wire, or warning device undetected. Move to an observation point that offers cover and concealment and is close enough to gather required information. Gather data that answers intelligence requirements. Withdraw from area undetected. Report all information of value to OPFOR headquarters.

**TASK: Attack (34-OPFOR-1010)**

**CONDITION:** Enemy rear area support base has been located. Priority intelligence requirements (PIRs) and other intelligence requirements have been obtained by OPFOR patrols. Element has automatic and antiarmor weapons, and light mortars. Element is approximately the size of two platoons.

**STANDARD:** An attack plan is developed. An attack is initiated using a scheme of maneuver that exploits enemy flanks, gaps, and weaknesses. Covered and concealed routes are used to approach enemy areas. Employ indirect fire to support attack. Penetrate enemy defenses. Destroy equipment and supplies, inflict casualties, isolate the support base, and block reinforcements. The enemy unit is forced to displace.

**TASK: Conduct Electronic Warfare (34-OPFOR-1012)**

**CONDITION:** OPFOR employs collection and direction-finding assets (ground and air) to monitor and locate enemy forces.

**STANDARD:** Locate the positions of enemy command, intelligence, and logistics units. Forward the locations of the positions to OPFOR headquarters. Use jamming signals against enemy radio receivers. Monitor enemy radio networks and report all information of intelligence value to OPFOR HQ.

**TASK: Conduct Reconnaissance Patrol (Mounted) (34-OPFOR-1028)**

**CONDITION:** A mounted platoon-sized OPFOR element has been tasked to locate and identify threat force dispositions and determine their activity in an assigned area.

**STANDARD:** The mounted OPFOR patrol conducts reconnaissance of the assigned objective. It identifies specific intelligence requirements (SIR) within the objective, returns to the platoon position without loss of personnel, and reports required reconnaissance information.

**TASK: Engage with Indirect Fires (34-OPFOR-1033)**

**CONDITION:** OPFOR unit or observation post is deployed observing a likely avenue of approach. Threat forces are conducting tactical movement along the avenue of approach. OPFOR has communications with supporting indirect fire assets.

**STANDARD:** Threat forces are detected without giving away OPFOR locations. Detected threat forces are engaged with indirect fires, resulting in threat losses, suppression, or neutralization.

**TASK: Conduct IO Attack (34-OPFOR-1032)**

**CONDITION:** The OPFOR uses information operations attacks against enemy tactical Internet and FM radioactivity.

**STANDARD:** The OPFOR disrupts normal operations within the enemy command posts with excessive traffic, is able to determine the overall nature or scheme of enemy operations (and provide the OPFOR intelligence officer [S2] with an estimate of the enemy's intent), disrupts FM radio networks, or causes the enemy tactical internet system to crash.

**ELEMENT:** TUAV Platoon Headquarters

**TASK: Perform Tactical Unmanned Aerial Vehicle (TUAV) System Maintenance (Shadow)**  
**(34-4-1014)**

(TC 1-210)

(USOP)

**ITERATION:** 1 2 3 4 5 M (Circle)

**COMMANDER/LEADER ASSESSMENT:** T P U (Circle)

**CONDITIONS:** Given an unmanned aerial vehicle (UAV) system, logbooks, associated forms, appropriate tools and supplies, support personnel with appropriate licenses, and appropriate maintenance references. Some iterations of this task should be performed in mission-oriented protective posture level 4 (MOPP4).

**TASK STANDARDS:** Perform UAV system maintenance in accordance with system requirements and appropriate maintenance references.

TASK STEPS AND PERFORMANCE MEASURES	GO	NO-GO
<ol style="list-style-type: none"> <li>1. Perform ground control station (GCS) maintenance procedures, including air vehicle maintenance procedures.</li> <li>2. Perform generator maintenance procedures, including all preventive maintenance checks and services.</li> <li>3. Perform ground data terminal (GDT) maintenance procedures.                             <ol style="list-style-type: none"> <li>a. Perform removal and replacement procedures.</li> <li>b. Perform ground control equipment preventive maintenance.</li> <li>c. Perform no fan operation fault isolation procedures.</li> </ol> </li> <li>4. Perform launcher maintenance procedures.                             <ol style="list-style-type: none"> <li>a. Perform ground power unit removal and replacement procedures.</li> <li>b. Perform preventive maintenance checks procedures.</li> <li>c. Perform hand control units and cables removal and replacement procedures.</li> </ol> </li> <li>5. Perform payload maintenance procedures.                             <ol style="list-style-type: none"> <li>a. Perform payload removal and replacement procedures.</li> <li>b. Perform troubleshooting payload procedures.</li> </ol> </li> <li>6. Perform portable ground control station (PGCS) maintenance procedures.                             <ol style="list-style-type: none"> <li>a. Perform troubleshooting PGCS malfunction procedures.</li> <li>b. Perform no alternating current (AC) power fault isolation procedures.</li> </ol> </li> <li>7. Perform portable GDT maintenance procedures.                             <ol style="list-style-type: none"> <li>a. Perform battery removal and replacement procedures.</li> <li>b. Perform ground control equipment preventive maintenance.</li> <li>c. Perform troubleshooting portable ground data terminal (PGDT) procedures.</li> </ol> </li> </ol>		



TASK STEPS AND PERFORMANCE MEASURES	GO	NO-GO
<b>8.</b> Perform remote video terminal maintenance procedures. <ul style="list-style-type: none"> <li><b>a.</b> Perform 4 mm video recorder removal and replacement procedures.</li> <li><b>b.</b> Perform battery box removal and replacement procedures.</li> </ul>		
<b>9.</b> Perform tactical automatic landing system maintenance procedures. <ul style="list-style-type: none"> <li><b>a.</b> Perform antenna random removal and replacement procedures.</li> <li><b>b.</b> Perform interrogator removal and replacement procedures.</li> <li><b>c.</b> Perform unscheduled cleaning, de-icing, and desiccating procedures.</li> </ul>		

TASK PERFORMANCE / EVALUATION SUMMARY BLOCK							
ITERATION	1	2	3	4	5	M	TOTAL
TOTAL TASK STEPS EVALUATED							
TOTAL TASK STEPS "GO"							
TRAINING STATUS "GO"/"NO-GO"							

\* indicates a leader task step.

**SUPPORTING INDIVIDUAL TASKS**

Task Number	Task Title	References
301-96U-1212S	Perform Preventive Maintenance Checks and Services (PMCS) on an Unmanned Aerial Vehicle (UAV) Air Vehicle Transport (AVT) (Shadow)	STP 34-96U14-SM-TG
301-96U-1213S	Perform Preventive Maintenance Checks and Services (PMCS) on an Unmanned Aerial Vehicle (UAV) Electrical Power Equipment (EPE) (Shadow)	STP 34-96U14-SM-TG
301-96U-1215	Perform Preventive Maintenance Checks and Services (PMCS) on an Unmanned Aerial Vehicle (UAV) Ground Control Station (GCS)	STP 34-96U14-SM-TG
301-96U-1216S	Perform Preventive Maintenance Checks and Services (PMCS) on an Unmanned Aerial Vehicle (UAV) Portable Ground Control Station (PGCS) (Shadow)	STP 34-96U14-SM-TG
301-96U-1218	Perform Preventive Maintenance Checks and Services (PMCS) on an Unmanned Aerial Vehicle (UAV) Ground Data Terminal (GDT)	STP 34-96U14-SM-TG
301-96U-1219S	Perform Preventive Maintenance Checks and Services (PMCS) on an Unmanned Aerial Vehicle (UAV) Portable Ground Data Terminal (PGDT) (Shadow)	STP 34-96U14-SM-TG
301-96U-1227S	Perform Preventive Maintenance Checks and Services (PMCS) on an Unmanned Aerial Vehicle (UAV) Launcher (LAU) (Shadow)	STP 34-96U14-SM-TG
301-96U-1228S	Perform Preventive Maintenance Checks and Services (PMCS) on an Unmanned Aerial Vehicle (UAV) Tactical Automated Landing System (TALS) (Shadow)	STP 34-96U14-SM-TG

---

**SUPPORTING INDIVIDUAL TASKS**

<b>Task Number</b>	<b>Task Title</b>	<b>References</b>
301-96U-1229S	Perform Preventive Maintenance Checks and Services (PMCS) on an Unmanned Aerial Vehicle (UAV) Arresting Gear (AG) (Shadow)	STP 34-96U14-SM-TG
301-96U-1232	Perform Preventive Maintenance Checks and Services (PMCS) on an Unmanned Aerial Vehicle (UAV) Remote Video Terminal (RVT)	STP 34-96U14-SM-TG
301-96U-1234	Update Unmanned Aerial Vehicle (UAV) System Log Books	STP 34-96U14-SM-TG
301-96U-2210	Supervise Operator Level Maintenance of an Unmanned Aerial Vehicle (UAV) System	STP 34-96U14-SM-TG
301-96U-2211	Review Unmanned Aerial Vehicle (UAV) Log-books	STP 34-96U14-SM-TG

SUPPORTING COLLECTIVE TASKS: NONE

OPFOR TASKS AND STANDARDS

**TASK: Disrupt Movement (07-OPFOR-1107)**

**CONDITION:** The Opposing force (OPFOR) discovers an enemy LRS team and is ordered to prevent it from moving.

**STANDARD:** 1. Surprise the LRS team. 2. Locate the LRS team during movement. 3. Determine size, composition, or destination of the LRS team. 4. Engage the LRS team and delay its movement for at least 1 hour. 5. Inflict at least one casualty.

**TASK: Defend Danger Area (07-OPFOR-1108)**

**CONDITION:** The OPFOR is defending a danger area.

**STANDARD:** 1. Detect the crossing. 2. Surprise the main body. 3. Decisively engage the unit. 4. Prevent the unit from crossing at its chosen location. 5. Inflict at least one casualty on the team.

**TASK: Disrupt Enemy Movement and Operations Using Persistent and Nonpersistent Chemical Weapons (34-OPFOR-1001)**

**CONDITION:** Conventional artillery weapons or aircraft are available to deliver chemical weapons. Routes and key bases in the rear area have been selected.

**STANDARD:** Chemical agents are delivered into targeted areas. The movement of enemy supplies and equipment to forward areas is delayed by disrupting command and control systems. Enemy movement is successfully channeled into predesignated ambush areas. Enemy supplies and equipment are contaminated. A high rate of casualties is inflicted on enemy forces.

**TASK: Disrupt Enemy Movement and Operations Using Tactical Nuclear Weapons (34-OPFOR-1002)**

**CONDITION:** Orders have been received to use tactical nuclear weapons in the enemy's rear area. Key locations have been identified.

**STANDARD:** Tactical nuclear missiles are delivered on target. Movement of equipment and supplies is disrupted or delayed to forward areas. Enemy equipment and supplies are destroyed. A high rate of nuclear casualties is inflicted among enemy troops.

**TASK: Conduct Air Attacks (34-OPFOR-1006)**

**CONDITION:** OPFOR elements in the rear area have forwarded the coordinates of enemy facilities and elements. OPFOR aircraft have been dispatched to attack enemy installations or convoys.

**STANDARD:** Locate support sites, command and control facilities, and/or convoys. Attack runs on designated targets are conducted. Enemy equipment, supplies, and vehicles are destroyed and enemy personnel are killed.

**TASK: Conduct Aerial Reconnaissance (34-OPFOR-1007)**

**CONDITION:** OPFOR HQ requires intelligence on the location and identification of enemy elements. Aircraft is dispatched to take photographs and conduct a visual inspection of enemy area.

**STANDARD:** Locate and photograph enemy positions in assigned sectors, including support and storage bases and command and control facilities. Visual checks are conducted when possible. The enemy is not engaged. Priority intelligence requests and other information requirements (IRs) are reported to OPFOR HQ.

**TASK: Conduct Raid (34-OPFOR-1009)**

**CONDITION:** OPFOR element has occupied an objective rally point and has orders to conduct a raid on a rear area base.

**STANDARD:** Surprise the enemy forces. Assault enemy support base and accomplish assigned tasks. Specified equipment and supplies are destroyed. Decisive engagement is avoided. All personnel are withdrawn from the area within the prescribed time. The collected intelligence data satisfies the priority intelligence requirements (PIRs).

**TASK: Conduct Electronic Warfare (34-OPFOR-1012)**

**CONDITION:** Opposing force (OPFOR) employs collection and direction-finding assets (ground and air) to monitor and locate enemy forces.

**STANDARD:** Locate the positions of enemy command, intelligence, and logistics units. Forward the locations of the positions to OPFOR headquarters. Use jamming signals against enemy radio receivers. Monitor enemy radio networks and report all information of intelligence value to OPFOR HQ.

**TASK: Engage with Indirect Fires (34-OPFOR-1033)**

**CONDITION:** OPFOR unit or observation post is deployed observing a likely avenue of approach. Threat forces are conducting tactical movement along the avenue of approach. OPFOR has communications with supporting indirect fire assets.

**STANDARD:** Threat forces are detected without giving away OPFOR locations. Detected threat forces are engaged with indirect fires, resulting in threat losses, suppression, or neutralization.

**ELEMENT:** Launch and Recovery Section

**TASK: Displace From the Tactical Unmanned Aerial Vehicle (TUAV) Launch and Recovery Site (Shadow) (34-4-1015)**

(FM 2-0)

(USOP)

**ITERATION:** 1 2 3 4 5 M (Circle)

**COMMANDER/LEADER ASSESSMENT:** T P U (Circle)

**CONDITIONS:** Given movement orders, emplaced unmanned aerial vehicle (UAV) launch and recovery (L/R) site equipment, support equipment, support personnel with safety equipment, and. Some iterations of this task should be performed in mission-oriented protective posture level 4 (MOPP4).

**TASK STANDARDS:** Displace a UAV L/R site in accordance with.

TASK STEPS AND PERFORMANCE MEASURES	GO	NO-GO
<ol style="list-style-type: none"> <li>1. Displace electrical power equipment.                             <ol style="list-style-type: none"> <li>a. Power down and displace each ground data terminal (GDT) 2.5 kW generator. Set generator alternating current (AC) circuit breaker to OFF position.</li> <li>b. Power down and displace portable ground control station (PGCS)/portable ground data terminal (PGDT)/tactical automated landing system (TALS) 2.5 kW generator and uninterruptible power supply (UPS). Disconnect all power cables from AC power junction box attached to generator.</li> <li>c. Disconnect, remove from ground, and properly stow (MK-2551 A/U) electrical grounding system associated with each GDT 2.5 kW generator in its storage bag. Place the grounding system in the roadside well on its respective ground control station (GCS) high mobility multipurpose wheeled vehicle (HMMWV).</li> <li>d. Power down and displace launcher (LAU) 2.5 kW generator. Load and properly stow GDT 2.5 kW generators in the roadside tunnel of their respective GCS shelters.</li> <li>e. Power down GCS 10 kW generators. Power down and displace each GDT 2.5 kW generator.</li> </ol> </li> <li>2. Displace air vehicle.                             <ol style="list-style-type: none"> <li>a. Perform AV de-fueling procedures in accordance with WP 0072 00 (Fuel Bowser) or WP 0072 01 (Electric Fuel Pump) in the draft technical manual (DTM).</li> <li>b. Ensure AV post flight inspection has been performed in accordance with WP 0109 00 in the DTM.</li> <li>c. Remove empennage.</li> </ol> </li> <li>3. Displace GCS.                             <ol style="list-style-type: none"> <li>a. Disconnect and stow all intercom cables.</li> <li>b. Disconnect and stow local area network (LAN)/serial cables to PGCS.</li> <li>c. Disconnect and stow all cables connected to users in the tactical operations center (TOC).</li> <li>d. Disconnect and stow the very high frequency (VHF)/VHF single-channel ground and airborne radio system (SINCGARS) antenna.</li> <li>e. Ensure all GDT components are stowed and secured in GCS before closing</li> </ol> </li> </ol>		

TASK STEPS AND PERFORMANCE MEASURES	GO	NO-GO
<p>shelter door.</p> <ul style="list-style-type: none"> <li>f. Release HMMWV emergency brake before moving shelter, as required.</li> </ul> <p>4. Displace GDT.</p> <ul style="list-style-type: none"> <li>a. Ensure the dish antenna is in stow position (0 azimuth and 90 elevation, and powerdown procedures are complete in accordance with GCS powerdown procedures.</li> <li>b. Disconnect cables from the datalink interface box DIB.</li> <li>c. Close and secure the DIB covers.</li> <li>d. Displace GDT antenna assembly.</li> <li>e. Displace Yagi antenna from pedestal assembly.</li> <li>f. Displace dish antenna and feed.</li> <li>g. Remove feed dish and feed storage.</li> <li>h. Disconnect other end of fiber optic cable at GCS if still connected. Install protective cover on cable and connector as required.</li> </ul> <p>5. Displace PGCS.</p> <ul style="list-style-type: none"> <li>a. Disconnect 110 volts alternating current (VAC) to PGCS.</li> <li>b. Disconnect cabling from equipment.</li> <li>c. Place PGCS cabling and communication headset in rear storage slot.</li> <li>d. Retrieve front and rear transit case assembly covers from storage and secure them on the case assemblies.</li> <li>e. Separate the two cases and place connecting latches in storage position</li> <li>f. Place the two PGCS transport cases in their storage position in the air vehicle transport (AVT).</li> <li>g. Secure the PGCS transport cases in AVT.</li> </ul> <p>6. Displace PGDT.</p> <ul style="list-style-type: none"> <li>a. Disconnect AC power cable (W400) from AC power junction box and datalink interface box (if still connected).</li> <li>b. Disconnect PGDT to PGCS data cable (W405) from datalink interface box and J3 of PGCS case 1 (if still connected).</li> <li>c. Disconnect PGDT to PGCS video feed cable (W407) from datalink interface box and J8 PGCS case 1 (if still connected).</li> <li>d. Disconnect video RF cable (W408) from datalink interface box and from video antenna J3. Disconnect primary antenna cable (W409) from datalink interface box and from primary antenna J2. Disconnect ultrahigh frequency (UHF) antenna cable (W411) from datalink interface box and UHF antenna J1.</li> <li>e. Secure tripod and antenna mast assembly with straps under wing brackets on roadside of AVT shelter.</li> </ul> <p>7. Displace AVT.</p> <ul style="list-style-type: none"> <li>a. Ensure all items to be transported in AVT are stowed and secured.</li> </ul>		

TASK STEPS AND PERFORMANCE MEASURES	GO	NO-GO
<p>b. Remove ramp and disassemble.</p> <p>8. Displace LAU.</p> <p>a. Ensure CYLINDER BYPASS valve is in the SAFE (open) position.</p> <p>b. Remove tension on shuttle arresting strap by applying clockwise pressure on the arresting strap winch handle and disengage winch release lever.</p> <p>c. Ensure the generator is running and providing 110 VAC to ground power unit (GPU).</p> <p>d. Retract the launch cylinder piston.</p> <p>9. Displace tactical automatic landing system (TALS).</p> <p>a. Perform TALS powerdown procedures.</p> <p>b. Disassemble components.</p> <p>10. Displace arresting gear.</p> <p>a. Disassemble components.</p> <p>b. Store components.</p> <p>11. Displace arresting network.</p> <p>a. Remove one end of the network to arresting gear cord.</p> <p>b. Remove the other end of the cord from the triangular fitting on the end of the AG strap, in the same fitting where the pendant assembly attaches.</p> <p>c. Remove four grounding stakes from stanchion grounding stake holes.</p> <p>d. Remove stanchions from runway.</p>		

TASK PERFORMANCE / EVALUATION SUMMARY BLOCK							
ITERATION	1	2	3	4	5	M	TOTAL
TOTAL TASK STEPS EVALUATED							
TOTAL TASK STEPS "GO"							
TRAINING STATUS "GO"/"NO-GO"							

\* indicates a leader task step.

**SUPPORTING INDIVIDUAL TASKS**

Task Number	Task Title	References
301-96U-1112S	Displace an Unmanned Aerial Vehicle (UAV) Air Vehicle Transport (AVT) (Shadow)	STP 34-96U14-SM-TG
301-96U-1115	Displace an Unmanned Aerial Vehicle (UAV) Ground Control Station (GCS)	STP 34-96U14-SM-TG
301-96U-1116S	Displace an Unmanned Aerial Vehicle (UAV) Portable Ground Control Station (PGCS) (Shadow)	STP 34-96U14-SM-TG
301-96U-1118	Displace an Unmanned Aerial Vehicle (UAV) Ground Data Terminal (GDT)	STP 34-96U14-SM-TG
301-96U-1119S	Displace an Unmanned Aerial Vehicle (UAV) Portable Ground Data Terminal (PGDT) (Shadow)	STP 34-96U14-SM-TG

**SUPPORTING INDIVIDUAL TASKS**

<b>Task Number</b>	<b>Task Title</b>	<b>References</b>
301-96U-1127S	Displace an Unmanned Aerial Vehicle (UAV) Launcher (LAU) (Shadow)	STP 34-96U14-SM-TG
301-96U-1128S	Displace an Unmanned Aerial Vehicle (UAV) Tactical Automated Landing System (TALS) (Shadow)	STP 34-96U14-SM-TG
301-96U-1129S	Displace an Unmanned Aerial Vehicle (UAV) Arresting Gear (AG) (Shadow)	STP 34-96U14-SM-TG
301-96U-1132	Displace an Unmanned Aerial Vehicle (UAV) Remote Video Terminal (RVT)	STP 34-96U14-SM-TG
301-96U-1133	Disassemble an Unmanned Aerial Vehicle (UAV)	STP 34-96U14-SM-TG
301-96U-2111	Supervise Unmanned Aerial Vehicle (UAV) Launch and Recovery (L/R) Site Displacement	STP 34-96U14-SM-TG
301-96U-3111	Direct Unmanned Aerial; Vehicle (UAV) Launch and Recovery (L/R) Site Displacement	STP 34-96U14-SM-TG
301-96U-3113	Perform Unmanned Aerial Vehicle (UAV) Site Selection	STP 34-96U14-SM-TG
301-96U-4110	Plan Unmanned Aerial Vehicle (UAV) Displacement Operations	STP 34-96U14-SM-TG

SUPPORTING COLLECTIVE TASKS: NONE

OPFOR TASKS AND STANDARDS

**TASK: Disrupt Movement (07-OPFOR-1107)**

**CONDITION:** The opposing force (OPFOR) discovers an enemy LRS team and is ordered to prevent it from moving.

**STANDARD:** 1. Surprise the LRS team. 2. Locate the LRS team during movement. 3. Determine size, composition, or destination of the LRS team. 4. Engage the LRS team and delay its movement for at least 1 hour. 5. Inflict at least one casualty.

**TASK: Defend Danger Area (07-OPFOR-1108)**

**CONDITION:** The OPFOR is defending a danger area.

**STANDARD:** 1. Detect the crossing. 2. Surprise the main body. 3. Decisively engage the unit. 4. Prevent the unit from crossing at its chosen location. 5. Inflict at least one casualty on the team.

**TASK: Disrupt Enemy Movement and Operations Using Persistent and Nonpersistent Chemical Weapons (34-OPFOR-1001)**

**CONDITION:** Conventional artillery weapons or aircraft are available to deliver chemical weapons. Routes and key bases in the rear area have been selected.

**STANDARD:** Chemical agents are delivered into targeted areas. The movement of enemy supplies and equipment to forward areas is delayed by disrupting command and control systems. Enemy movement is successfully channeled into predesignated ambush areas. Enemy supplies and equipment are contaminated. A high rate of casualties is inflicted on enemy forces.

**TASK: Disrupt Enemy Movement and Operations Using Tactical Nuclear Weapons (34-OPFOR-1002)**

**CONDITION:** Orders have been received to use tactical nuclear weapons in the enemy's rear area. Key locations have been identified.

**STANDARD:** Tactical nuclear missiles are delivered on target. Movement of equipment and supplies is disrupted or delayed to forward areas. Enemy equipment and supplies are destroyed. A high rate of nuclear casualties is inflicted among enemy troops.

**TASK: Conduct Air Attacks (34-OPFOR-1006)**

**CONDITION:** OPFOR elements in the rear area have forwarded the coordinates of enemy facilities and elements. OPFOR aircraft have been dispatched to attack enemy installations or convoys.

**STANDARD:** Locate support sites, command and control facilities, and/or convoys. Attack runs on designated targets are conducted. Enemy equipment, supplies, and vehicles are destroyed and enemy personnel are killed.

**TASK: Conduct Aerial Reconnaissance (34-OPFOR-1007)**

**CONDITION:** OPFOR HQ requires intelligence on the location and identification of enemy elements. Aircraft is dispatched to take photographs and conduct a visual inspection of enemy area.

**STANDARD:** Locate and photograph enemy positions in assigned sectors, including support and storage bases and command and control facilities. Visual checks are conducted when possible. The enemy is not engaged. Priority intelligence requests and other information requirements (IRs) are reported to OPFOR HQ.

**TASK: Conduct Raid (34-OPFOR-1009)**

**CONDITION:** OPFOR element has occupied an objective rally point and has orders to conduct a raid on a rear area base.

**STANDARD:** Surprise the enemy forces. Assault enemy support base and accomplish assigned tasks. Specified equipment and supplies are destroyed. Decisive engagement is avoided. All personnel are withdrawn from the area within the prescribed time. The collected intelligence data satisfies the priority intelligence requirements (PIRs).

**TASK: Engage with Indirect Fires (34-OPFOR-1033)**

**CONDITION:** OPFOR unit or observation post is deployed observing a likely avenue of approach. Threat forces are conducting tactical movement along the avenue of approach. OPFOR has communications with supporting indirect fire assets.

**STANDARD:** Threat forces are detected without giving away OPFOR locations. Detected threat forces are engaged with indirect fires, resulting in threat losses, suppression, or neutralization.



**ELEMENT:** Mission Planning and Control Section

**TASK: Displace From the Tactical Unmanned Aerial Vehicle (TUAV) Forward Control Site (Shadow) (34-4-1016)**

(FM 2-0)

(USOP)

**ITERATION:** 1 2 3 4 5 M (Circle)

**COMMANDER/LEADER ASSESSMENT:** T P U (Circle)

**CONDITIONS:** Given a movement order, completed site reconnaissance, teardown team, emplaced launch and recovery (L/R) site, and all or part of the following: air vehicle (AV), air vehicle transport (AVT), ground control station (GCS), ground data terminal (GDT), portable ground data terminal (PGDT), portable ground control station (PGCS), associated wheeled vehicles, tools and equipment, appropriate references, arresting gear, tactical automated landing system (TALS), and launcher (LAU). Mission, enemy, terrain, troops, time available, and civilian considerations (METT-TC) may require displacement of an alternate recovery site in addition to the primary L/R site. Some iterations of this task should be performed in mission-oriented protective posture level 4 (MOPP4).

**TASK STANDARDS:** The L/R site will displace from a minimum operational capability (MOC) standard within 30 minutes. It is understood that time is allowed to reach the MOC standard to displace items such as camouflage, etc. (This time standard is for daylight /MOPP 0 operations only.) On occasion, the L/R site is expected to split into two elements in order to continuously provide a recovery site for an airborne AV and to provide continuing imagery to a brigade on the move (example: pursuit). The first element moves to a new L/R site while the second element maintains the existing AV recovery site. After the first element has set up and is capable of recovering AVs, the second element moves to the new site.

TASK STEPS AND PERFORMANCE MEASURES	GO	NO-GO
<ol style="list-style-type: none"> <li>1. Displace GCS.                             <ol style="list-style-type: none"> <li>a. Disconnect and stow all intercom cables.</li> <li>b. Disconnect and stow local area network (LAN)/serial cables to PGCS.</li> <li>c. Disconnect and stow all cables connected to users in the tactical operations center (TOC).</li> <li>d. Disconnect and stow the very high frequency (VHF)/VHF single-channel ground and airborne radio system (SINCGARS) antenna.</li> <li>e. Ensure all GDT components are stowed and secured in GCS before closing shelter door.</li> <li>f. Release high mobility multipurpose wheeled vehicle (HMMWV) emergency brake before moving shelter, as required.</li> </ol> </li> <li>2. Displace GDT.                             <ol style="list-style-type: none"> <li>a. Ensure the dish antenna is in stow position (0 azimuth and 90 elevation) and powerdown procedures are complete in accordance with GCS powerdown procedures.</li> <li>b. Disconnect cables from datalink interface box (DIB).</li> <li>c. Close and secure the DIB covers.</li> <li>d. Displace GDT antenna assembly.</li> <li>e. Disconnect other end of fiber optic cable at GCS if still connected. Install protective cover on cable and connector, as required.</li> </ol> </li> <li>3. Displace remote video terminal.</li> </ol>		

TASK STEPS AND PERFORMANCE MEASURES	GO	NO-GO
<p>a. Ensure display processing platform (DPP) power is shut off. Disconnect auxiliary power cable from external power source (110V [W17] or 28VDC [W18] power), if connected, and stow cable.</p> <p>b. Disconnect GPS antenna (W16) from DPP (J4) and stow in DPP transportation case; disconnect video power cable (W19) from DPP (J6) and video recorder; disconnect DPP (J5) from yellow RCA jack on video recorder.</p> <p>c. Disconnect battery cable from DPP and battery, place cable in cable bag, and stow cable bag in antenna controller platform (ACP) case.</p> <p>d. Store DPP cables in back of DPP keyboard. Store DPP keyboard in position on front of DPP. Ensure legs on base of DPP and ACP are retracted. Store DPP in DPP carrying bag.</p>		

TASK PERFORMANCE / EVALUATION SUMMARY BLOCK							
ITERATION	1	2	3	4	5	M	TOTAL
TOTAL TASK STEPS EVALUATED							
TOTAL TASK STEPS "GO"							
TRAINING STATUS "GO"/"NO-GO"							

\* indicates a leader task step.

**SUPPORTING INDIVIDUAL TASKS**

Task Number	Task Title	References
301-96U-1115	Displace an Unmanned Aerial Vehicle (UAV) Ground Control Station (GCS)	STP 34-96U14-SM-TG
301-96U-1116S	Displace an Unmanned Aerial Vehicle (UAV) Portable Ground Control Station (PGCS) (Shadow)	STP 34-96U14-SM-TG
301-96U-1118	Displace an Unmanned Aerial Vehicle (UAV) Ground Data Terminal (GDT)	STP 34-96U14-SM-TG
301-96U-1119S	Displace an Unmanned Aerial Vehicle (UAV) Portable Ground Data Terminal (PGDT) (Shadow)	STP 34-96U14-SM-TG
301-96U-1132	Displace an Unmanned Aerial Vehicle (UAV) Remote Video Terminal (RVT)	STP 34-96U14-SM-TG
301-96U-2112	Supervise Unmanned Aerial Vehicle (UAV) Forward Control Site Displacement	STP 34-96U14-SM-TG
301-96U-3112	Direct Unmanned Aerial Vehicle (UAV) Forward Control Site Displacement	STP 34-96U14-SM-TG

**SUPPORTING COLLECTIVE TASKS**

Task Number	Task Title	References
07-3-C211.34-0001	Move Tactically	ARTEP 34-114-30-MTP ARTEP 34-117-30-MTP ARTEP 34-143-30-MTP ARTEP 34-144-30-MTP ARTEP 34-353-30-MTP ARTEP 34-355-MTP ARTEP 34-357-30-MTP ARTEP 34-358-30-MTP

**SUPPORTING COLLECTIVE TASKS**

Task Number	Task Title	References
07-3-C227.34-0001	Perform a Tactical Road March	ARTEP 34-387-30-MTP ARTEP 34-388-30-MTP ARTEP 34-393-30-MTP ARTEP 34-396-30-MTP ARTEP 34-397-30-MTP ARTEP 34-398-30-MTP ARTEP 34-399-10-MTP ARTEP 34-414-30-MTP ARTEP 34-114-30-MTP ARTEP 34-117-30-MTP ARTEP 34-143-30-MTP ARTEP 34-144-30-MTP ARTEP 34-353-30-MTP ARTEP 34-355-MTP ARTEP 34-357-30-MTP ARTEP 34-358-30-MTP ARTEP 34-387-30-MTP ARTEP 34-388-30-MTP ARTEP 34-393-30-MTP ARTEP 34-396-30-MTP ARTEP 34-397-30-MTP ARTEP 34-398-30-MTP ARTEP 34-399-10-MTP ARTEP 34-414-30-MTP

OPFOR TASKS AND STANDARDS

**TASK: Disrupt Movement (07-OPFOR-1107)**

**CONDITION:** The opposing force (OPFOR discovers an enemy LRS team and is ordered to prevent it from moving.

**STANDARD:** 1. Surprise the LRS team. 2. Locate the LRS team during movement. 3. Determine size, composition, or destination of the LRS team. 4. Engage the LRS team and delay its movement for at least 1 hour. 5. Inflict at least one casualty.

**TASK: Attack (34-OPFOR-1010)**

**CONDITION:** Enemy rear area support base has been located. Priority intelligence requirements (PIRs) and other intelligence requirements have been obtained by OPFOR patrols. Element has automatic and antiarmor weapons, and light mortars. Element is approximately the size of two platoons.

**STANDARD:** An attack plan is developed. An attack is initiated using a scheme of maneuver that exploits enemy flanks, gaps, and weaknesses. Covered and concealed routes are used to approach enemy areas. Employ indirect fire to support attack. Penetrate enemy defenses. Destroy equipment and supplies, inflict casualties, isolate the support base, and block reinforcements. The enemy unit is forced to displace.

**TASK: Defend Danger Area (07-OPFOR-1108)**

**CONDITION:** The OPFOR is defending a danger area.

**STANDARD:** 1. Detect the crossing. 2. Surprise the main body. 3. Decisively engage the unit. 4. Prevent the unit from crossing at its chosen location. 5. Inflict at least one casualty on the team.

**TASK: Disrupt Enemy Movement and Operations Using Persistent and Nonpersistent Chemical Weapons (34-OPFOR-1001)**

**CONDITION:** Conventional artillery weapons or aircraft are available to deliver chemical weapons. Routes and key bases in the rear area have been selected.

**STANDARD:** Chemical agents are delivered into targeted areas. The movement of enemy supplies and equipment to forward areas is delayed by disrupting command and control systems. Enemy movement is successfully channeled into predesignated ambush areas. Enemy supplies and equipment are contaminated. A high rate of casualties is inflicted on enemy forces.

**TASK: Disrupt Enemy Movement and Operations Using Tactical Nuclear Weapons (34-OPFOR-1002)**

**CONDITION:** Orders have been received to use tactical nuclear weapons in the enemy's rear area. Key locations have been identified.

**STANDARD:** Tactical nuclear missiles are delivered on target. Movement of equipment and supplies is disrupted or delayed to forward areas. Enemy equipment and supplies are destroyed. A high rate of nuclear casualties is inflicted among enemy troops.

**TASK: Conduct Air Attacks (34-OPFOR-1006)**

**CONDITION:** OPFOR elements in the rear area have forwarded the coordinates of enemy facilities and elements. OPFOR aircraft have been dispatched to attack enemy installations or convoys.

**STANDARD:** Locate support sites, command and control facilities, and/or convoys. Attack runs on designated targets are conducted. Enemy equipment, supplies, and vehicles are destroyed and enemy personnel are killed.

**TASK: Conduct Aerial Reconnaissance (34-OPFOR-1007)**

**CONDITION:** OPFOR HQ requires intelligence on the location and identification of enemy elements. Aircraft is dispatched to take photographs and conduct a visual inspection of enemy area.

**STANDARD:** Locate and photograph enemy positions in assigned sectors, including support and storage bases and command and control facilities. Visual checks are conducted when possible. The enemy is not engaged. Priority intelligence requests and other information requirements (IRs) are reported to OPFOR HQ.

**TASK: Conduct Raid (34-OPFOR-1009)**

**CONDITION:** OPFOR element has occupied an objective rally point and has orders to conduct a raid on a rear area base.

**STANDARD:** Surprise the enemy forces. Assault enemy support base and accomplish assigned tasks. Specified equipment and supplies are destroyed. Decisive engagement is avoided. All personnel are withdrawn from the area within the prescribed time. The collected intelligence data satisfies the PIRs.

**TASK: Engage with Indirect Fires (34-OPFOR-1033)**

**CONDITION:** OPFOR unit or observation post is deployed observing a likely avenue of approach. Threat forces are conducting tactical movement along the avenue of approach. OPFOR has communications with supporting indirect fire assets.

**STANDARD:** Threat forces are detected without giving away OPFOR locations. Detected threat forces are engaged with indirect fires, resulting in threat losses, suppression, or neutralization.

**ELEMENT:** Analysis and Control Team

**TASK: Prepare the AN/TSQ-190 (V) Trojan Spirit for Deployment (34-4-1200)**

(FM 34-10)

(FM 2-0)

**ITERATION:** 1 2 3 4 5 M (Circle)

**COMMANDER/LEADER ASSESSMENT:** T P U (Circle)

**CONDITIONS:** The communications central team supporting the analysis and control element receives an operation order (OPORD), requiring deployment. Hazards such as nuclear, biological, or chemical environment, limited visibility, night, inclement weather, and opposing force (OPFOR) may exist. Some iterations of this task should be performed in mission-oriented protective posture level 4 (MOPP4).

**TASK STANDARDS:** Departs with all necessary equipment and supplies as specified by the OPORD and the unit tactical standing operating procedures (TSOP).

TASK STEPS AND PERFORMANCE MEASURES	GO	NO-GO
<p><b>*1.</b> Plan for deployment.</p> <ul style="list-style-type: none"> <li>a. Receive the order to prepare for deployment.</li> <li>b. Sign for communications security equipment.</li> <li>c. Perform preventive maintenance checks and services.</li> <li>d. Conduct a final check of the load plan.</li> <li>e. Ensure all sensitive items are secure.</li> <li>f. Receive circuit information.</li> </ul> <p><b>2.</b> Prepare for deployment.</p> <ul style="list-style-type: none"> <li>a. Perform preventive maintenance checks and services on the AN/TSQ-190 (V) and prime mover.</li> <li>b. Perform preventive maintenance checks on the spare equipment and mobile antenna platform.</li> <li>c. Tighten any loose connectors.</li> <li>d. Hand carry all communications security material.</li> <li>e. Load deployable classes of supply and equipment in accordance with standardized load plans.</li> <li>f. Load all camouflage and camouflage support systems (when applicable).</li> <li>g. Load any additional equipment into the support vehicle (when applicable).</li> <li>h. Load the basic issue items kit into the prime mover.</li> <li>i. Load the basic issue items kit into the support vehicle.</li> </ul> <p><b>3.</b> Conduct the move to the assembly point.</p>		

TASK PERFORMANCE / EVALUATION SUMMARY BLOCK							
ITERATION	1	2	3	4	5	M	TOTAL
TOTAL TASK STEPS EVALUATED							
TOTAL TASK STEPS "GO"							
TRAINING STATUS "GO"/"NO-GO"							

\* indicates a leader task step.

**SUPPORTING INDIVIDUAL TASKS**

Task Number	Task Title	References
071-326-3013(SL3)	Conduct a Tactical Road March	STP 21-24-SMCT
071-326-5502(SL2)	Issue a Fragmentary Order	STP 21-24-SMCT
071-326-5503(SL2)	Issue a Warning Order	STP 21-24-SMCT
071-329-1019(SL2)	Use a Map Overlay	STP 21-24-SMCT
071-329-1030(SL1)	Navigate From One Point on the Ground to Another Point While Mounted	STP 21-1-SMCT
071-710-0006(SL1)	Plan Use of Night Vision Devices	STP 21-1-SMCT
091-CLT-4029(SL2)	Supervise Preventive Maintenance Checks and Services (PMCS)	STP 21-24-SMCT
101-92Y-0006(SL2)	Inspect Equipment for Accountability, Cleanliness, and Serviceability	STP 21-24-SMCT
113-637-2001(SL1)	Communicate Via a Tactical Radio	STP 21-1-SMCT
850-001-2000(SL2)	Employ Accident Prevention Measures and Risk Management Process	STP 21-24-SMCT
850-001-3001(SL3)	Control Mission Safety Hazard	STP 21-24-SMCT

SUPPORTING COLLECTIVE TASKS: NONE

OPFOR TASKS AND STANDARDS

**TASK: Conduct Air Attacks (34-OPFOR-1006)**

**CONDITION:** Opposing force (OPFOR) elements in the rear area have forwarded the coordinates of enemy facilities and elements. OPFOR aircraft have been dispatched to attack enemy installations or convoys.

**STANDARD:** Locate support sites, command and control facilities, and/or convoys. Attack runs on designated targets are conducted. Enemy equipment, supplies, and vehicles are destroyed and enemy personnel are killed.

**TASK: Disrupt Enemy Movement and Operations Using Persistent and Nonpersistent Chemical Weapons (34-OPFOR-1001)**

**CONDITION:** Conventional artillery weapons or aircraft are available to deliver chemical weapons. Routes and key bases in the rear area have been selected.

**STANDARD:** Chemical agents are delivered into targeted areas. The movement of enemy supplies and equipment to forward areas is delayed by disrupting command and control systems. Enemy movement is successfully channeled into predesignated ambush areas. Enemy supplies and equipment are contaminated. A high rate of casualties is inflicted on enemy forces.

**TASK: Disrupt Enemy Movement and Operations Using Tactical Nuclear Weapons (34-OPFOR-1002)**

**CONDITION:** Orders have been received to use tactical nuclear weapons in the enemy's rear area. Key locations have been identified.

**STANDARD:** Tactical nuclear missiles are delivered on target. Movement of equipment and supplies is disrupted or delayed to forward areas. Enemy equipment and supplies are destroyed. A high rate of nuclear casualties is inflicted among enemy troops.

**TASK: Conduct Hasty Ambush (34-OPFOR-1003)**

**CONDITION:** OPFOR element is moving in a concealed area when an enemy element is reported moving along an adjacent route.

**STANDARD:** The ambush site is prepared before the arrival of the enemy element. The enemy force is surprised and casualties are inflicted within the designated kill zone. Delay enemy march element from reaching its specified destination. Withdraw, on order, within two minutes of ambush initiation. Report results of mission to headquarters.

**TASK: Conduct Raid (34-OPFOR-1009)**

**CONDITION:** OPFOR element has occupied an objective rally point and has orders to conduct a raid on a rear area base.

**STANDARD:** Surprise the enemy forces. Assault enemy support base and accomplish assigned tasks. Specified equipment and supplies are destroyed. Decisive engagement is avoided. All personnel are withdrawn from the area within the prescribed time. The collected intelligence data satisfies the priority intelligence requirements (PIRs).

**ELEMENT:** Analysis and Control Team

**TASK: Establish the Operational Site (Trojan Spirit) (34-4-1201)**

(FM 34-10)

(FM 2-0)

**ITERATION:** 1 2 3 4 5 M (Circle)

**COMMANDER/LEADER ASSESSMENT:** T P U (Circle)

**CONDITIONS:** The communications central team supporting the analysis and control element sets up their equipment. Hazards such as a nuclear, biological, or chemical environment, limited visibility, night, inclement weather, and opposing force (OPFOR) may exist. Some iterations of this task should be performed in mission-oriented protective posture level 4 (MOPP4).

**TASK STANDARDS:** The communications central team arrives at the operational location by the time specified in the operation order (OPORD) and is operational within 30 minutes without use of camouflage.

TASK STEPS AND PERFORMANCE MEASURES	GO	NO-GO
<p>*1. Select the specific communications central team site. The site will—</p> <ul style="list-style-type: none"> <li>a. Be relatively level and allow for vehicle movement.</li> <li>b. Have no overhead obstructions.</li> <li>c. Consist of at least a 33 foot x 33 foot (10 meter x 10 meter) area.</li> <li>d. Be able to support the weight of two vehicles and a mobile antenna platform (MAP), and will allow proper grounding (address soil classification).</li> <li>e. Permit line of sight communications with other deployed elements.</li> <li>f. Have at least two routes of egress from OPFOR elements.</li> </ul> <p>*2. Confirm site location through the onboard global positioning system.</p> <p>3. Position the support vehicle within 33 feet (10 meters) of the communications central team setup.</p> <p>4. Prepare AN/TSQ 190 (V) for operations.</p> <ul style="list-style-type: none"> <li>a. Level MAP while observing indicators on stabilizer arms.</li> <li>b. Ground all equipment and primary heavy shelter.</li> <li>c. Connect electrical cables to MAP.</li> <li>d. Connect signal cables to MAP.</li> <li>e. Power up the tunnel generator.</li> <li>f. Verify that main circuit breaker on primary heavy shelter power entry panel is in the tunnel generator position.</li> <li>g. Verify that the tunnel generator indicates 60 Hz.</li> <li>h. Ensure the voltage indicates 120 volts.</li> <li>i. Ensure amperes indicate 60.</li> <li>j. Set MAIN circuit breaker to ON.</li> <li>k. Verify that primary heavy shelter power entry panel green OK indicator is illuminated, and that red VOLT, PHASE, and FREQUENCY indicators are off.</li> </ul>		



TASK STEPS AND PERFORMANCE MEASURES	GO	NO-GO
<ul style="list-style-type: none"> <li data-bbox="228 247 1187 304">l. (AT MAP) Set circuits to ON in sequences; MAIN, CONVENIENCE, LNA/WG, SSPA?LIGHT&gt;</li> <li data-bbox="228 323 846 352">m. Position antenna dish at approximate look angle.</li> <li data-bbox="228 371 756 401">n. Move control switch from local to remote.</li> <li data-bbox="180 420 992 449">5. Conduct preparations of the primary heavy shelter for operations.               <ul style="list-style-type: none"> <li data-bbox="228 468 667 497">a. Emplace ladder to rear of shelter.</li> <li data-bbox="228 516 829 546">b. Turn on MAIN POWER, and technical POWER.</li> <li data-bbox="228 564 1089 594">c. Monitor voltage, current, and frequency being supplied to the system.</li> <li data-bbox="228 613 716 642">d. Turn on the global positioning system.</li> <li data-bbox="228 661 732 690">e. Remove green U link patch from patch.</li> <li data-bbox="228 709 651 739">f. Turn on equipment in sequence.</li> </ul> </li> <li data-bbox="180 758 764 787">6. Power up equipment in the red process racks.</li> <li data-bbox="180 806 667 835">7. Set up the red processing equipment.               <ul style="list-style-type: none"> <li data-bbox="228 854 602 884">a. Program TACLANE KG 175.</li> <li data-bbox="228 903 618 932">b. Load and configure the KIV-7.</li> <li data-bbox="228 951 764 980">c. Load cryptographic information into KIV-7.</li> <li data-bbox="228 999 1187 1056">d. Input correct traffic encryption key location (V) update count (VU/CNT) (usually date).</li> <li data-bbox="228 1075 927 1104">e. Put equipment online; it should sync up with distant end.</li> </ul> </li> <li data-bbox="180 1123 829 1152">8. Set up the radio frequency/satellite communications.               <ul style="list-style-type: none"> <li data-bbox="228 1171 797 1201">a. Configure the HP-8562A spectrum analyzer.</li> <li data-bbox="228 1220 683 1249">b. Configure the antenna control unit.</li> <li data-bbox="228 1268 634 1297">c. Configure up/down converters.</li> <li data-bbox="228 1316 911 1346">d. Set up and configure satellite communications modem.</li> </ul> </li> <li data-bbox="180 1365 423 1394">9. Acquire satellite.               <ul style="list-style-type: none"> <li data-bbox="228 1413 1187 1470">a. Reference paperwork from the U.S. Army Intelligence and Security Command (INSCOM) for appropriate azimuth and elevation.</li> <li data-bbox="228 1488 732 1518">b. Move antenna to angle and peak signal.</li> <li data-bbox="228 1537 927 1566">c. Ensure carrier detect light comes on at satellite modem.</li> <li data-bbox="228 1585 862 1614">d. Read energy per bit to noise density ratio (Eb/No).</li> </ul> </li> <li data-bbox="180 1633 618 1663">10. Transmit (connect to distant end).               <ul style="list-style-type: none"> <li data-bbox="228 1682 1122 1738">a. Call carrier control (that is, Spacenet) to have them monitor transmission output.</li> <li data-bbox="228 1757 1122 1787">b. Turn on transmitter by inserting green U plug into TX plug of patch panel.</li> <li data-bbox="228 1806 846 1835">c. Raise or lower power according to carrier control.</li> </ul> </li> </ul>		

TASK STEPS AND PERFORMANCE MEASURES	GO	NO-GO
<b>11.</b> Connect external subscribers. <b>a.</b> Run external subscribers. <b>b.</b> Monitor network. <b>12.</b> Power up analyst workstation.		

TASK PERFORMANCE / EVALUATION SUMMARY BLOCK							
ITERATION	1	2	3	4	5	M	TOTAL
TOTAL TASK STEPS EVALUATED							
TOTAL TASK STEPS "GO"							
TRAINING STATUS "GO"/"NO-GO"							

\* indicates a leader task step.

**SUPPORTING INDIVIDUAL TASKS**

Task Number	Task Title	References
052-191-1362(SL1)	Camouflage Equipment	STP 21-1-SMCT
071-326-3013(SL3)	Conduct a Tactical Road March	STP 21-24-SMCT
071-329-1019(SL2)	Use a Map Overlay	STP 21-24-SMCT
071-329-1030(SL1)	Navigate From One Point on the Ground to Another Point While Mounted	STP 21-1-SMCT
091-CLT-4029(SL2)	Supervise Preventive Maintenance Checks and Services (PMCS)	STP 21-24-SMCT
101-92Y-0006(SL2)	Inspect Equipment for Accountability, Cleanliness, and Serviceability	STP 21-24-SMCT
301-TS2-6001	Employ the AN/TSQ-190 (V) into a Site Location	STP 34-96B15-SM-TG
301-TS2-6053	Perform Preventive Maintenance Checks and Services (PMCS) on AN/TSQ-190 (V)	STP 34-96B15-SM-TG
850-001-2000(SL2)	Employ Accident Prevention Measures and Risk Management Process	STP 21-24-SMCT
850-001-3001(SL3)	Control Mission Safety Hazard	STP 21-24-SMCT

SUPPORTING COLLECTIVE TASKS: NONE

OPFOR TASKS AND STANDARDS

**TASK: Disrupt Enemy Movement and Operations Using Persistent and Nonpersistent Chemical Weapons (34-OPFOR-1001)**

**CONDITION:** Conventional artillery weapons or aircraft are available to deliver chemical weapons. Routes and key bases in the rear area have been selected.

**STANDARD:** Chemical agents are delivered into targeted areas. The movement of enemy supplies and equipment to forward areas is delayed by disrupting command and control systems. Enemy movement is successfully channeled into predesignated ambush areas. Enemy supplies and equipment are contaminated. A high rate of casualties is inflicted on enemy forces.

**TASK: Conduct Air Attacks (34-OPFOR-1006)**

**CONDITION:** OPFOR elements in the rear area have forwarded the coordinates of enemy facilities and elements. OPFOR aircraft have been dispatched to attack enemy installations or convoys.

**STANDARD:** Locate support sites, command and control facilities, and/or convoys. Attack runs on designated targets are conducted. Enemy equipment, supplies, and vehicles are destroyed and enemy personnel are killed.

**TASK: Conduct Terrorist and Saboteur Attacks (34-OPFOR-1013)**

**CONDITION:** OPFOR dispatches small team(s) into enemy rear area to disrupt support operations.

**STANDARD:** Locate rear support bases and command and control facilities. Rear area support operations are delayed and disrupted. Rear area bases are infiltrated to conduct sabotage and terrorist activities. Supplies and equipment are destroyed and casualties are inflicted.

**TASK: Conduct Aerial Reconnaissance (34-OPFOR-1007)**

**CONDITION:** OPFOR HQ requires intelligence on the location and identification of enemy elements. Aircraft is dispatched to take photographs and conduct a visual inspection of enemy area.

**STANDARD:** Locate and photograph enemy positions in assigned sectors, including support and storage bases and command and control facilities. Visual checks are conducted when possible. The enemy is not engaged. Priority intelligence requests and other information requirements (IRs) are reported to OPFOR HQ.

**TASK: Disrupt Enemy Movement and Operations Using Tactical Nuclear Weapons (34-OPFOR-1002)**

**CONDITION:** Orders have been received to use tactical nuclear weapons in the enemy's rear area. Key locations have been identified.

**STANDARD:** Tactical nuclear missiles are delivered on target. Movement of equipment and supplies is disrupted or delayed to forward areas. Enemy equipment and supplies are destroyed. A high rate of nuclear casualties is inflicted among enemy troops.

**TASK: Conduct Hasty Ambush (34-OPFOR-1003)**

**CONDITION:** OPFOR element is moving in a concealed area when an enemy element is reported moving along an adjacent route.

**STANDARD:** The ambush site is prepared before the arrival of the enemy element. The enemy force is surprised and casualties are inflicted within the designated kill zone. Delay enemy march element from reaching its specified destination. Withdraw, on order, within two minutes of ambush initiation. Report results of mission to headquarters.

**TASK: Conduct Raid (34-OPFOR-1009)**

**CONDITION:** OPFOR element has occupied an objective rally point and has orders to conduct a raid on a rear area base.

**STANDARD:** Surprise the enemy forces. Assault enemy support base and accomplish assigned tasks. Specified equipment and supplies are destroyed. Decisive engagement is avoided. All personnel are withdrawn from the area within the prescribed time. The collected intelligence data satisfies the priority intelligence requirements (PIRs).

**TASK: Conduct Deliberate Ambush (34-OPFOR-1004)**

**CONDITION:** OPFOR element is operating along an enemy major supply route. Intelligence has reported an enemy convoy approaching the element. Headquarters has ordered complete destruction of the march element. The march element is approximately 15 minutes from the ambush point. OPFOR element possesses automatic weapons, antiarmor weapons, and command-detonated mines.

**STANDARD:** Prepare ambush site before arrival of enemy convoy. Surprise enemy forces. Force enemy march element to halt in kill zone. Kill, wound, or capture enemy personnel and destroy all vehicles and equipment. Consolidate and withdraw from the area on order. Results of the mission are reported to headquarters.

**ELEMENT:** Analysis and Control Team

**TASK: Prepare the AN/TSQ-190 (V) for Operation (Trojan Spirit) (34-4-1202)**

(FM 34-10)

(FM 2-0)

**ITERATION:** 1 2 3 4 5 M (Circle)

**COMMANDER/LEADER ASSESSMENT:** T P U (Circle)

**CONDITIONS:** The communications central team, supporting the analysis and control element, has established an operational site. Hazards such as a nuclear, biological, or chemical environment, night and limited visibility problems, inclement weather, and opposing force (OPFOR) may exist. Some iterations of this task should be performed in mission-oriented protective posture level 4 (MOPP4).

**TASK STANDARDS:** The communications central team prepares all equipment and becomes operational within 30 minutes.

TASK STEPS AND PERFORMANCE MEASURES	GO	NO-GO
<b>1.</b> Prepare the AN/TSQ-190(V) for operation. <ul style="list-style-type: none"> <li><b>a.</b> Acquire the satellite.</li> <li><b>b.</b> Communicate with Spacenet and fine tune signal.</li> <li><b>c.</b> Communicate with Ft. Belvoir for cryptographic link.</li> <li><b>d.</b> Monitor the mobile antenna platform and satellite tracking equipment.</li> <li><b>e.</b> Monitor the transmit and receive carrier signal level.</li> </ul>		
<b>2.</b> Prepare the primary heavy shelter equipment for operation. <ul style="list-style-type: none"> <li><b>a.</b> Operate the workstation.</li> <li><b>b.</b> Operate the voice over Internet protocol telephone.</li> </ul>		
<b>3.</b> Connect external connections. <ul style="list-style-type: none"> <li><b>a.</b> Configure the remote workstation.</li> <li><b>b.</b> Configure the red sensitive compartmented information external subscriber.</li> <li><b>c.</b> Configure the red collateral external subscriber.</li> </ul>		

TASK PERFORMANCE / EVALUATION SUMMARY BLOCK							
ITERATION	1	2	3	4	5	M	TOTAL
TOTAL TASK STEPS EVALUATED							
TOTAL TASK STEPS "GO"							
TRAINING STATUS "GO"/"NO-GO"							

\* indicates a leader task step.

**SUPPORTING INDIVIDUAL TASKS**

Task Number	Task Title	References
301-TS2-6000	Program System Components	STP 34-96B15-SM-TG
301-TS2-6002	Apply Power to the AN/TSQ-190 (V)	STP 34-96B15-SM-TG
301-TS2-6003	Acquire the Satellite	STP 34-96B15-SM-TG
301-TS2-6004	Load the Key Material into the KIV-7	STP 34-96B15-SM-TG

---

**SUPPORTING INDIVIDUAL TASKS**

<b>Task Number</b>	<b>Task Title</b>	<b>References</b>
301-TS2-6005	Establish a T-BAUD (Trojan Bandwidth Assigned upon Demand) Circuit	STP 34-96B15-SM-TG
301-TS2-6100	Connect External Subscribers to the Local Area Network (LAN)	STP 34-96B15-SM-TG
301-TS2-6102	Establish a Connection to the CISCO 3640 Router Utilizing Windows NT HyperTerminal	STP 34-96B15-SM-TG
301-TS2-6104	Connect to Remote Host Through Trojan Data Network 1 (TDN1)	STP 34-96B15-SM-TG
301-TS2-6105	Connect to Remote Host through Trojan Data Network 3 (TDN3)	STP 34-96B15-SM-TG
850-001-2000(SL2)	Employ Accident Prevention Measures and Risk Management Process	STP 21-24-SMCT
850-001-3001(SL3)	Control Mission Safety Hazard	STP 21-24-SMCT

SUPPORTING COLLECTIVE TASKS: NONE

OPFOR TASKS AND STANDARDS

**TASK: Conduct Air Attacks (34-OPFOR-1006)**

**CONDITION:** OPFOR elements in the rear area have forwarded the coordinates of enemy facilities and elements. OPFOR aircraft have been dispatched to attack enemy installations or convoys.

**STANDARD:** Locate support sites, command and control facilities, and/or convoys. Attack runs on designated targets are conducted. Enemy equipment, supplies, and vehicles are destroyed and enemy personnel are killed.

**TASK: Disrupt Enemy Movement and Operations Using Persistent and Nonpersistent Chemical Weapons (34-OPFOR-1001)**

**CONDITION:** Conventional artillery weapons or aircraft are available to deliver chemical weapons. Routes and key bases in the rear area have been selected.

**STANDARD:** Chemical agents are delivered into targeted areas. The movement of enemy supplies and equipment to forward areas is delayed by disrupting command and control systems. Enemy movement is successfully channeled into predesignated ambush areas. Enemy supplies and equipment are contaminated. A high rate of casualties is inflicted on enemy forces.

**TASK: Conduct Aerial Reconnaissance (34-OPFOR-1007)**

**CONDITION:** OPFOR HQ requires intelligence on the location and identification of enemy elements. Aircraft is dispatched to take photographs and conduct a visual inspection of enemy area.

**STANDARD:** Locate and photograph enemy positions in assigned sectors, including support and storage bases and command and control facilities. Visual checks are conducted when possible. The enemy is not engaged. Priority intelligence requests and other information requirements (IRs) are reported to OPFOR HQ.

**TASK: Disrupt Enemy Movement and Operations Using Tactical Nuclear Weapons (34-OPFOR-1002)**

**CONDITION:** Orders have been received to use tactical nuclear weapons in the enemy's rear area. Key locations have been identified.

**STANDARD:** Tactical nuclear missiles are delivered on target. Movement of equipment and supplies is disrupted or delayed to forward areas. Enemy equipment and supplies are destroyed. A high rate of nuclear casualties is inflicted among enemy troops.

**TASK: Conduct Hasty Ambush (34-OPFOR-1003)**

**CONDITION:** OPFOR element is moving in a concealed area when an enemy element is reported moving along an adjacent route.

**STANDARD:** The ambush site is prepared before the arrival of the enemy element. The enemy force is surprised and casualties are inflicted within the designated kill zone. Delay enemy march element from reaching its specified destination. Withdraw, on order, within two minutes of ambush initiation. Report results of mission to headquarters.

**TASK: Conduct Raid (34-OPFOR-1009)**

**CONDITION:** OPFOR element has occupied an objective rally point and has orders to conduct a raid on a rear area base.

**STANDARD:** Surprise the enemy forces. Assault enemy support base and accomplish assigned tasks. Specified equipment and supplies are destroyed. Decisive engagement is avoided. All personnel are withdrawn from the area within the prescribed time. The collected intelligence data satisfies the priority intelligence requirements (PIRs).

**ELEMENT:** Analysis and Control Team

**TASK: Request Theater and National Collection Support Through Joint Worldwide Communications System (JWICS) and Secure Internet Protocol Router Network (SIPRNET) (34-4-1203)**  
 (FM 34-10) (FM 2-0)

**ITERATION:** 1 2 3 4 5 M (Circle)

**COMMANDER/LEADER ASSESSMENT:** T P U (Circle)

**CONDITIONS:** The brigade is conducting operations independently or as part of a division or Army forces (ARFOR) and has received an operation order (OPORD) or fragmentary order (FRAGO) to conduct operations at the location and time specified. The Trojan Spirit is operational. The Trojan Spirit team is prepared to establish Joint Worldwide Communications System (JWICS) and Secure Internet Protocol Router Network (SIPRNET) connectivity. Some iterations of this task should be performed in mission-oriented protective posture level 4 (MOPP4).

**TASK STANDARDS:** The Trojan Spirit section establishes connectivity with the JWICS and/or collateral level SIPRNET. Through this capability, intelligence (S2) planner/collection management (CM), integration platoon coordinate requirements with collection managers at supporting intelligence organizations.

TASK STEPS AND PERFORMANCE MEASURES	GO	NO-GO
1. Prepare AN/TSQ-190 (V) for operation (Trojan Spirit) in accordance with Task 34-4-1202. 2. Operate Joint Deployable Intelligence Support System (JDISS). a. Power up workstation. b. Login user. c. Utilize e-mail software messaging tools. d. Utilize Internet browser tools. e. Produce reports and messages. 3. Establish JWICS/SIPRNET connectivity. a. Verify user's authorization for access. b. Issue Internet protocol (IP) address. c. Connect to Trojan Spirit.		

TASK PERFORMANCE / EVALUATION SUMMARY BLOCK							
ITERATION	1	2	3	4	5	M	TOTAL
TOTAL TASK STEPS EVALUATED							
TOTAL TASK STEPS "GO"							
TRAINING STATUS "GO"/"NO-GO"							

\* indicates a leader task step.

**SUPPORTING INDIVIDUAL TASKS**

Task Number	Task Title	References
052-191-1362(SL1)	Camouflage Equipment	STP 21-1-SMCT
071-326-3013(SL3)	Conduct a Tactical Road March	STP 21-24-SMCT
071-329-1019(SL2)	Use a Map Overlay	STP 21-24-SMCT



**SUPPORTING INDIVIDUAL TASKS**

<b>Task Number</b>	<b>Task Title</b>	<b>References</b>
071-329-1030(SL1)	Navigate From One Point on the Ground to Another Point While Mounted	STP 21-1-SMCT
091-CLT-4029(SL2)	Supervise Preventive Maintenance Checks and Services (PMCS)	STP 21-24-SMCT
101-92Y-0006(SL2)	Inspect Equipment for Accountability, Cleanliness, and Serviceability	STP 21-24-SMCT
301-TS2-6001	Employ the AN/TSQ-190 (V) into a Site Location	STP 34-96B15-SM-TG
301-TS2-6053	Perform Preventive Maintenance Checks and Services (PMCS) on AN/TSQ-190 (V)	STP 34-96B15-SM-TG
301-TS2-6107	Perform Basic Joint Deployable Intelligence Support System (JDISS) Desktop Operations	STP 34-96B15-SM-TG
850-001-2000(SL2)	Employ Accident Prevention Measures and Risk Management Process	STP 21-24-SMCT
850-001-3001(SL3)	Control Mission Safety Hazard	STP 21-24-SMCT

**SUPPORTING COLLECTIVE TASKS**

<b>Task Number</b>	<b>Task Title</b>	<b>References</b>
34-4-1200	Prepare the AN/TSQ-190 (V) Trojan Spirit for Deployment	ARTEP 34-114-30-MTP ARTEP 34-117-30-MTP ARTEP 34-143-30-MTP ARTEP 34-144-30-MTP ARTEP 34-353-30-MTP ARTEP 34-355-MTP ARTEP 34-357-30-MTP ARTEP 34-387-30-MTP ARTEP 34-393-30-MTP ARTEP 34-396-30-MTP ARTEP 34-397-30-MTP
34-4-1201	Establish the Operational Site (Trojan Spirit)	ARTEP 34-114-30-MTP ARTEP 34-117-30-MTP ARTEP 34-143-30-MTP ARTEP 34-144-30-MTP ARTEP 34-353-30-MTP ARTEP 34-355-MTP ARTEP 34-357-30-MTP ARTEP 34-387-30-MTP ARTEP 34-393-30-MTP ARTEP 34-396-30-MTP ARTEP 34-397-30-MTP
34-4-1202	Prepare the AN/TSQ-190 (V) for Operation (Trojan Spirit)	ARTEP 34-114-30-MTP ARTEP 34-117-30-MTP ARTEP 34-143-30-MTP ARTEP 34-144-30-MTP ARTEP 34-353-30-MTP ARTEP 34-355-MTP ARTEP 34-357-30-MTP ARTEP 34-387-30-MTP ARTEP 34-393-30-MTP ARTEP 34-396-30-MTP

---

**SUPPORTING COLLECTIVE TASKS**

<b>Task Number</b>	<b>Task Title</b>	<b>References</b>
34-4-1205	Collaborate Analysis With Supporting Theater and National Intelligence Agencies Through JWICS and SIPRNET	ARTEP 34-397-30-MTP ARTEP 34-114-30-MTP  ARTEP 34-117-30-MTP ARTEP 34-143-30-MTP ARTEP 34-144-30-MTP ARTEP 34-353-30-MTP ARTEP 34-355-MTP ARTEP 34-357-30-MTP ARTEP 34-387-30-MTP ARTEP 34-393-30-MTP ARTEP 34-396-30-MTP ARTEP 34-397-30-MTP

**OPFOR TASKS AND STANDARDS****TASK: Disrupt Enemy Movement and Operations Using Persistent and Nonpersistent Chemical Weapons (34-OPFOR-1001)**

**CONDITION:** Conventional artillery weapons or aircraft are available to deliver chemical weapons. Routes and key bases in the rear area have been selected.

**STANDARD:** Chemical agents are delivered into targeted areas. The movement of enemy supplies and equipment to forward areas is delayed by disrupting command and control systems. Enemy movement is successfully channeled into predesignated ambush areas. Enemy supplies and equipment are contaminated. A high rate of casualties is inflicted on enemy forces.

**TASK: Disrupt Enemy Movement and Operations Using Tactical Nuclear Weapons (34-OPFOR-1002)**

**CONDITION:** Orders have been received to use tactical nuclear weapons in the enemy's rear area. Key locations have been identified.

**STANDARD:** Tactical nuclear missiles are delivered on target. Movement of equipment and supplies is disrupted or delayed to forward areas. Enemy equipment and supplies are destroyed. A high rate of nuclear casualties is inflicted among enemy troops.

**TASK: Conduct Hasty Ambush (34-OPFOR-1003)**

**CONDITION:** Opposing force (OPFOR) element is moving in a concealed area when an enemy element is reported moving along an adjacent route.

**STANDARD:** The ambush site is prepared before the arrival of the enemy element. The enemy force is surprised and casualties are inflicted within the designated kill zone. Delay enemy march element from reaching its specified destination. Withdraw, on order, within two minutes of ambush initiation. Report results of mission to headquarters.

**TASK: Conduct Deliberate Ambush (34-OPFOR-1004)**

**CONDITION:** OPFOR element is operating along an enemy major supply route. Intelligence has reported an enemy convoy approaching the element. Headquarters has ordered complete destruction of the march element. The march element is approximately 15 minutes from the ambush point. OPFOR element possesses automatic weapons, antiarmor weapons, and command-detonated mines.

**STANDARD:** Prepare ambush site before arrival of enemy convoy. Surprise enemy forces. Force enemy march element to halt in kill zone. Kill, wound, or capture enemy personnel and destroy all vehicles and equipment. Consolidate and withdraw from the area on order. Results of the mission are reported to headquarters.

**TASK: Conduct Air Attacks (34-OPFOR-1006)**

**CONDITION:** OPFOR elements in the rear area have forwarded the coordinates of enemy facilities and elements. OPFOR aircraft have been dispatched to attack enemy installations or convoys.

**STANDARD:** Locate support sites, command and control facilities, and/or convoys. Attack runs on designated targets are conducted. Enemy equipment, supplies, and vehicles are destroyed and enemy personnel are killed.

**TASK: Conduct Aerial Reconnaissance (34-OPFOR-1007)**

**CONDITION:** Opposing force (OPFOR) HQ requires intelligence on the location and identification of enemy elements. Aircraft is dispatched to take photographs and conduct a visual inspection of enemy area.

**STANDARD:** Locate and photograph enemy positions in assigned sectors, including support and storage bases and command and control facilities. Visual checks are conducted when possible. The enemy is not engaged. Priority intelligence requests and other information requirements (IRs) are reported to OPFOR HQ.

**TASK: Conduct Raid (34-OPFOR-1009)**

**CONDITION:** OPFOR element has occupied an objective rally point and has orders to conduct a raid on a rear area base.

**STANDARD:** Surprise the enemy forces. Assault enemy support base and accomplish assigned tasks. Specified equipment and supplies are destroyed. Decisive engagement is avoided. All personnel are withdrawn from the area within the prescribed time. The collected intelligence data satisfies the priority intelligence requirements (PIRs).

**TASK: Conduct Terrorist and Saboteur Attacks (34-OPFOR-1013)**

**CONDITION:** OPFOR dispatches small team(s) into enemy rear area to disrupt support operations.

**STANDARD:** Locate rear support bases and command and control facilities. Rear area support operations are delayed and disrupted. Rear area bases are infiltrated to conduct sabotage and terrorist activities. Supplies and equipment are destroyed and casualties are inflicted.

**ELEMENT:** Analysis and Control Team

**TASK: Access National and Higher Echelon Intelligence Databases Through Joint Worldwide Communications System (JWICS) and Secure Internet Protocol Router Network (SIPRNET) (34-4-1204)**

(FM 34-10)

(FM 2-0)

**ITERATION:** 1 2 3 4 5 M (Circle)

**COMMANDER/LEADER ASSESSMENT:** T P U (Circle)

**CONDITIONS:** The brigade is conducting operations independently or as part of a division or Army forces (ARFOR) and has received an operation order (OPORD) or fragmentary order (FRAGO) to conduct operations at the location and time specified. The Trojan Spirit and subcomponents are operational. The Trojan Spirit team is prepared to establish Joint Worldwide Intelligence Communications System (JWICS) and Secure Internet Protocol Router Network (SIPRNET) connectivity. Some iterations of this task should be performed in mission-oriented protective posture level 4 (MOPP4).

**TASK STANDARDS:** The Trojan Spirit section establishes connectivity with the JWICS and/or collateral level SIPRNET. Through this capability, the analysis and integration platoon, staff officer, intelligence (counterintelligence and human intelligence) (S2X), and brigade intelligence (S2) section access ARFOR/joint task force (JTF) and higher-level Web sites and databases to further refine threat picture in the brigade area of interest.

TASK STEPS AND PERFORMANCE MEASURES	GO	NO-GO
<ol style="list-style-type: none"> <li>1. Prepare AN/TSQ-190 (V) for operation (Trojan Spirit) in accordance with Task 34-4-1202.</li> <li>2. Operate Joint Deployable Intelligence Support System (JDISS).                             <ol style="list-style-type: none"> <li>a. Power up workstation.</li> <li>b. Log in user.</li> <li>c. Utilize e-mail software messaging tools.</li> <li>d. Utilize Internet browser tools.</li> <li>e. Produce reports and messages.</li> </ol> </li> <li>3. Establish JWICS/SIPRNET connectivity                             <ol style="list-style-type: none"> <li>a. Verifies user's authorization for access.</li> <li>b. Issue Internet protocol (IP) address.</li> <li>c. Connect to Trojan Spirit.</li> </ol> </li> <li>4. Set up JWICS/SIPRNET messaging.                             <ol style="list-style-type: none"> <li>a. Log on to JDISS.</li> <li>b. Open JWICS message handling tools.</li> <li>c. Establish JWICS message routing perimeter.</li> <li>d. Identify region-messaging codes for area of interest.</li> <li>e. Coordinate with special security office (SSO) to modify user-messaging permissions for appropriate region.</li> </ol> </li> </ol>		

TASK STEPS AND PERFORMANCE MEASURES	GO	NO-GO
5. Identify and set links to regional joint intelligence center (JIC) or the joint analysis center (JAC), ARFOR/JTF and national agencies via JWICS Web browser.		
6. Download relevant theater and national reports and database files.		

TASK PERFORMANCE / EVALUATION SUMMARY BLOCK							
ITERATION	1	2	3	4	5	M	TOTAL
TOTAL TASK STEPS EVALUATED							
TOTAL TASK STEPS "GO"							
TRAINING STATUS "GO"/"NO-GO"							

\* indicates a leader task step.

**SUPPORTING INDIVIDUAL TASKS**

Task Number	Task Title	References
052-191-1362(SL1)	Camouflage Equipment	STP 21-1-SMCT
071-326-3013(SL3)	Conduct a Tactical Road March	STP 21-24-SMCT
071-329-1019(SL2)	Use a Map Overlay	STP 21-24-SMCT
071-329-1030(SL1)	Navigate From One Point on the Ground to Another Point While Mounted	STP 21-1-SMCT
091-CLT-4029(SL2)	Supervise Preventive Maintenance Checks and Services (PMCS)	STP 21-24-SMCT
101-92Y-0006(SL2)	Inspect Equipment for Accountability, Cleanliness, and Serviceability	STP 21-24-SMCT
301-TS2-6001	Employ the AN/TSQ-190 (V) into a Site Location	STP 34-96B15-SM-TG
301-TS2-6053	Perform Preventive Maintenance Checks and Services (PMCS) on AN/TSQ-190 (V)	STP 34-96B15-SM-TG
301-TS2-6107	Perform Basic Joint Deployable Intelligence Support System (JDISS) Desktop Operations	STP 34-96B15-SM-TG
850-001-2000(SL2)	Employ Accident Prevention Measures and Risk Management Process	STP 21-24-SMCT
850-001-3001(SL3)	Control Mission Safety Hazard	STP 21-24-SMCT

SUPPORTING COLLECTIVE TASKS: NONE

OPFOR TASKS AND STANDARDS

**TASK: Conduct Air Attacks (34-OPFOR-1006)**

**CONDITION:** Opposing force (OPFOR) elements in the rear area have forwarded the coordinates of enemy facilities and elements. OPFOR aircraft have been dispatched to attack enemy installations or convoys.

**STANDARD:** Locate support sites, command and control facilities, and/or convoys. Attack runs on designated targets are conducted. Enemy equipment, supplies, and vehicles are destroyed and enemy personnel are killed.

**TASK: Conduct Aerial Reconnaissance (34-OPFOR-1007)**

**CONDITION:** OPFOR HQ requires intelligence on the location and identification of enemy elements. Aircraft is dispatched to take photographs and conduct a visual inspection of enemy area.

**STANDARD:** Locate and photograph enemy positions in assigned sectors, including support and storage bases and command and control facilities. Visual checks are conducted when possible. The enemy is not engaged. Priority intelligence requests and other information requirements (IRs) are reported to OPFOR HQ.

**TASK: Conduct Raid (34-OPFOR-1009)**

**CONDITION:** OPFOR element has occupied an objective rally point and has orders to conduct a raid on a rear area base.

**STANDARD:** Surprise the enemy forces. Assault enemy support base and accomplish assigned tasks. Specified equipment and supplies are destroyed. Decisive engagement is avoided. All personnel are withdrawn from the area within the prescribed time. The collected intelligence data satisfies the priority intelligence requirements (PIRs).

**TASK: Conduct Terrorist and Saboteur Attacks (34-OPFOR-1013)**

**CONDITION:** OPFOR dispatches small team(s) into enemy rear area to disrupt support operations.

**STANDARD:** Locate rear support bases and command and control facilities. Rear area support operations are delayed and disrupted. Rear area bases are infiltrated to conduct sabotage and terrorist activities. Supplies and equipment are destroyed and casualties are inflicted.

**TASK: Disrupt Enemy Movement and Operations Using Persistent and Nonpersistent Chemical Weapons (34-OPFOR-1001)**

**CONDITION:** Conventional artillery weapons or aircraft are available to deliver chemical weapons. Routes and key bases in the rear area have been selected.

**STANDARD:** Chemical agents are delivered into targeted areas. The movement of enemy supplies and equipment to forward areas is delayed by disrupting command and control systems. Enemy movement is successfully channeled into predesignated ambush areas. Enemy supplies and equipment are contaminated. A high rate of casualties is inflicted on enemy forces.

**TASK: Disrupt Enemy Movement and Operations Using Tactical Nuclear Weapons (34-OPFOR-1002)**

**CONDITION:** Orders have been received to use tactical nuclear weapons in the enemy's rear area. Key locations have been identified.

**STANDARD:** Tactical nuclear missiles are delivered on target. Movement of equipment and supplies is disrupted or delayed to forward areas. Enemy equipment and supplies are destroyed. A high rate of nuclear casualties is inflicted among enemy troops.

**TASK: Conduct Hasty Ambush (34-OPFOR-1003)**

**CONDITION:** OPFOR element is moving in a concealed area when an enemy element is reported moving along an adjacent route.

**STANDARD:** The ambush site is prepared before the arrival of the enemy element. The enemy force is surprised and casualties are inflicted within the designated kill zone. Delay enemy march element from reaching its specified destination. Withdraw, on order, within two minutes of ambush initiation. Report results of mission to headquarters.

**TASK: Conduct Deliberate Ambush (34-OPFOR-1004)**

**CONDITION:** OPFOR element is operating along an enemy major supply route. Intelligence has reported an enemy convoy approaching the element. Headquarters has ordered complete destruction of the march element. The march element is approximately 15 minutes from the ambush point. OPFOR element possesses automatic weapons, antiarmor weapons, and command-detonated mines.

**STANDARD:** Prepare ambush site before arrival of enemy convoy. Surprise enemy forces. Force enemy march element to halt in kill zone. Kill, wound, or capture enemy personnel and destroy all vehicles and equipment. Consolidate and withdraw from the area on order. Results of the mission are reported to headquarters.

**ELEMENT:** Analysis and Control Team

**TASK: Collaborate Analysis With Supporting Theater and National Intelligence Agencies Through JWICS and SIPRNET (34-4-1205)**

(FM 34-10)

(FM 2-0)

**ITERATION:** 1 2 3 4 5 M (Circle)

**COMMANDER/LEADER ASSESSMENT:** T P U (Circle)

**CONDITIONS:** The brigade is conducting operations independently or as part of a division or Army forces (ARFOR) and has received an operation order (OPORD) or fragmentary order (FRAGO) to conduct operations at the location and time specified. The Trojan Spirit is operational. The Trojan Spirit team is prepared to establish Joint Worldwide Intelligence Communications System (JWICS) and Secure Internet Protocol Router Network (SIPRNET) connectivity. Some iterations of this task should be performed in mission-oriented protective posture level 4 (MOPP4).

**TASK STANDARDS:** The Trojan Spirit section establishes connectivity with the JWICS and/or collateral level SIPRNET. Through this capability, intelligence (S2) operations and the MI company analysis platoon officer in charge (OIC) collaborate analysis with supporting theater and national intelligence organizations.

TASK STEPS AND PERFORMANCE MEASURES	GO	NO-GO
<ol style="list-style-type: none"> <li>1. Prepare AN/TSQ-190 (V) for operation (Trojan Spirit) in accordance with Task 34-4-1202.</li> <li>2. Operate Joint Deployable Intelligence Support System (JDISS).                             <ol style="list-style-type: none"> <li>a. Power up workstation.</li> <li>b. Log in user.</li> <li>c. Utilize e-mail software messaging tools.</li> <li>d. Utilize Internet browser tools.</li> <li>e. Produce reports and messages.</li> </ol> </li> <li>3. Establish JWICS/SIPRNET connectivity.                             <ol style="list-style-type: none"> <li>a. Verify user's authorization for access.</li> <li>b. Issue Internet protocol (IP) address.</li> <li>c. Connect to Trojan Spirit.</li> </ol> </li> <li>4. Set up JWICS/SIPRNET e-mail.</li> <li>5. Establish contact with analysts at supporting intelligence agencies using JWICS/SIPRNET e-mail.</li> <li>6. Distribute intelligence products through Web page links.</li> <li>7. Distribute intelligence products using file transfer protocol (FTP).</li> <li>8. Distribute intelligence products using JWICS/SIPRNET e-mail as attachments.</li> </ol>		



TASK PERFORMANCE / EVALUATION SUMMARY BLOCK							
ITERATION	1	2	3	4	5	M	TOTAL
TOTAL TASK STEPS EVALUATED							
TOTAL TASK STEPS "GO"							
TRAINING STATUS "GO"/"NO-GO"							

\* indicates a leader task step.

**SUPPORTING INDIVIDUAL TASKS**

Task Number	Task Title	References
052-191-1362(SL1)	Camouflage Equipment	STP 21-1-SMCT
071-326-3013(SL3)	Conduct a Tactical Road March	STP 21-24-SMCT
071-329-1019(SL2)	Use a Map Overlay	STP 21-24-SMCT
071-329-1030(SL1)	Navigate From One Point on the Ground to Another Point While Mounted	STP 21-1-SMCT
091-CLT-4029(SL2)	Supervise Preventive Maintenance Checks and Services (PMCS)	STP 21-24-SMCT
101-92Y-0006(SL2)	Inspect Equipment for Accountability, Cleanliness, and Serviceability	STP 21-24-SMCT
301-TS2-6001	Employ the AN/TSQ-190 (V) into a Site Location	STP 34-96B15-SM-TG
301-TS2-6053	Perform Preventive Maintenance Checks and Services (PMCS) on AN/TSQ-190 (V)	STP 34-96B15-SM-TG
301-TS2-6107	Perform Basic Joint Deployable Intelligence Support System (JDISS) Desktop Operations	STP 34-96B15-SM-TG
850-001-2000(SL2)	Employ Accident Prevention Measures and Risk Management Process	STP 21-24-SMCT
850-001-3001(SL3)	Control Mission Safety Hazard	STP 21-24-SMCT

SUPPORTING COLLECTIVE TASKS: NONE

OPFOR TASKS AND STANDARDS

**TASK: Disrupt Enemy Movement and Operations Using Persistent and Nonpersistent Chemical Weapons (34-OPFOR-1001)**

**CONDITION:** Conventional artillery weapons or aircraft are available to deliver chemical weapons. Routes and key bases in the rear area have been selected.

**STANDARD:** Chemical agents are delivered into targeted areas. The movement of enemy supplies and equipment to forward areas is delayed by disrupting command and control systems. Enemy movement is successfully channeled into predesignated ambush areas. Enemy supplies and equipment are contaminated. A high rate of casualties is inflicted on enemy forces.

**TASK: Disrupt Enemy Movement and Operations Using Tactical Nuclear Weapons (34-OPFOR-1002)**

**CONDITION:** Orders have been received to use tactical nuclear weapons in the enemy's rear area. Key locations have been identified.

**STANDARD:** Tactical nuclear missiles are delivered on target. Movement of equipment and supplies is disrupted or delayed to forward areas. Enemy equipment and supplies are destroyed. A high rate of nuclear casualties is inflicted among enemy troops.

**TASK: Conduct Hasty Ambush (34-OPFOR-1003)**

**CONDITION:** Opposing force (OPFOR) element is moving in a concealed area when an enemy element is reported moving along an adjacent route.

**STANDARD:** The ambush site is prepared before the arrival of the enemy element. The enemy force is surprised and casualties are inflicted within the designated kill zone. Delay enemy march element from reaching its specified destination. Withdraw, on order, within two minutes of ambush initiation. Report results of mission to headquarters.

**TASK: Conduct Deliberate Ambush (34-OPFOR-1004)**

**CONDITION:** OPFOR element is operating along an enemy major supply route. Intelligence has reported an enemy convoy approaching the element. Headquarters has ordered complete destruction of the march element. The march element is approximately 15 minutes from the ambush point. OPFOR element possesses automatic weapons, antiarmor weapons, and command-detonated mines.

**STANDARD:** Prepare ambush site before arrival of enemy convoy. Surprise enemy forces. Force enemy march element to halt in kill zone. Kill, wound, or capture enemy personnel and destroy all vehicles and equipment. Consolidate and withdraw from the area on order. Results of the mission are reported to headquarters.

**TASK: Conduct Air Attacks (34-OPFOR-1006)**

**CONDITION:** OPFOR elements in the rear area have forwarded the coordinates of enemy facilities and elements. OPFOR aircraft have been dispatched to attack enemy installations or convoys.

**STANDARD:** Locate support sites, command and control facilities, and/or convoys. Attack runs on designated targets are conducted. Enemy equipment, supplies, and vehicles are destroyed and enemy personnel are killed.

**TASK: Conduct Aerial Reconnaissance (34-OPFOR-1007)**

**CONDITION:** OPFOR HQ requires intelligence on the location and identification of enemy elements. Aircraft is dispatched to take photographs and conduct a visual inspection of enemy area.

**STANDARD:** Locate and photograph enemy positions in assigned sectors, including support and storage bases and command and control facilities. Visual checks are conducted when possible. The enemy is not engaged. Priority intelligence requests and other information requirements (IRs) are reported to OPFOR HQ.

**TASK: Conduct Raid (34-OPFOR-1009)**

**CONDITION:** OPFOR element has occupied an objective rally point and has orders to conduct a raid on a rear area base.

**STANDARD:** Surprise the enemy forces. Assault enemy support base and accomplish assigned tasks. Specified equipment and supplies are destroyed. Decisive engagement is avoided. All personnel are withdrawn from the area within the prescribed time. The collected intelligence data satisfies the priority intelligence requirements (PIRs).

**TASK: Conduct Terrorist and Saboteur Attacks (34-OPFOR-1013)**

**CONDITION:** OPFOR dispatches small team(s) into enemy rear area to disrupt support operations.

**STANDARD:** Locate rear support bases and command and control facilities. Rear area support operations are delayed and disrupted. Rear area bases are infiltrated to conduct sabotage and terrorist activities. Supplies and equipment are destroyed and casualties are inflicted.

**ELEMENT:** Ground Surveillance Radar Section (4 Teams)

**TASK: Establish the Radar Site (GSR) (34-5-0003)**

(FM 34-80)

**ITERATION:** 1      2      3      4      5      M      (Circle)

**COMMANDER/LEADER ASSESSMENT:**      T      P      U      (Circle)

**CONDITIONS:** The ground surveillance radar team has arrived at the general radar site location designated by the supporting unit commander or intelligence officer (S2). Some iterations of this task should be performed in mission-oriented protective posture level 4 (MOPP4).

**TASK STANDARDS:** Prepare the site, enabling ground surveillance radar teams to conduct search with radar over the assigned sector according to the platoon operation order (OPORD) or fragmentary order (FRAGO).

TASK STEPS AND PERFORMANCE MEASURES	GO	NO-GO
<p>*1. Conduct map reconnaissance of the area of operation.</p> <ul style="list-style-type: none"> <li>a. Locate the general site assigned by the supported unit.</li> <li>b. Locate all the target areas.</li> <li>c. Analyze the terrain to determine possible specific site employment.</li> </ul> <p>*2. Select specific radar site. The team leader selects primary, alternate, and supplementary sites by conducting ground reconnaissance of the general location (Generally, a 2- to 3-hour timeline is given for this step.) Consider the following factors:</p> <ul style="list-style-type: none"> <li>a. Permit maximum coverage of the target areas (line of sight to the target areas).</li> <li>b. Permit maximum absorption of radar beams outside of the target areas (main and side lobes).</li> <li>c. Provide access to routes for lateral, forward, and rearward movement.</li> <li>d. Provide lines of communication (for wire or radio) to the supported unit.</li> <li>e. Provide availability of cover and concealment.</li> <li>f. Coordinate with adjacent units.</li> </ul> <p>*3. Select the specific site that will allow mission requirements to be met.</p> <p>4. Establish security and hasty fighting position.</p> <p>5. Select where the radar set will be and clear the vegetation from the field of scan.</p> <p>6. Select the remote position (only when control indicator is to be remotod from receiver/transmitter).</p> <p>7. Install AN/PPS-5 or AN/PPS-15 radar set.</p> <ul style="list-style-type: none"> <li>a. Install the AN/PPS-5 radar set within 10 minutes or the AN/PPS-15 radar set within 5 minutes.</li> <li>b. Orient AN/PPS-5 radar set to within 10 mils or AN/PPS-15 to within 20 mils.</li> </ul>		

TASK STEPS AND PERFORMANCE MEASURES	GO	NO-GO
8. Perform operator and crew adjustments.		
9. Complete radar site preparations.		
a. Prepare accurate surveillance cards and plotter.		
b. Prepare radar site overlay.		
c. Continue to improve field fortifications and camouflage.		
d. Coordinate security and defense plans with controlling and adjacent units.		

TASK PERFORMANCE / EVALUATION SUMMARY BLOCK							
ITERATION	1	2	3	4	5	M	TOTAL
TOTAL TASK STEPS EVALUATED							
TOTAL TASK STEPS "GO"							
TRAINING STATUS "GO"/"NO-GO"							

\* indicates a leader task step.

**SUPPORTING INDIVIDUAL TASKS**

Task Number	Task Title	References
031-503-1013(SL1)	Decontaminate Yourself and Individual Equipment Using Chemical Decontaminating Kits	STP 21-1-SMCT
031-503-1023(SL2)	Protect Yourself from NBC Injury/ Contamination When Changing Mission-Oriented Protective Posture (MOPP) Gear	STP 21-24-SMCT
031-503-1037(SL1)	Detect Chemical Agents Using M8 or M9 Detector Paper	STP 21-1-SMCT
031-503-3004(SL2)	Supervise the Crossing of a Contaminated Area	STP 21-24-SMCT
031-503-3008(SL2)	Implement Mission-Oriented Protective Posture	STP 21-24-SMCT
031-504-1013	Operate the M22 Automatic Chemical-Agent Alarm	
052-191-1361(SL1)	Camouflage Yourself and Your Individual Equipment	STP 21-1-SMCT
052-191-1362(SL1)	Camouflage Equipment	STP 21-1-SMCT
071-326-0513(SL1)	Select Temporary Fighting Positions	STP 21-1-SMCT
071-326-3013(SL3)	Conduct a Tactical Road March	STP 21-24-SMCT
071-326-5775(SL4)	Coordinate With an Adjacent Platoon	STP 21-24-SMCT
071-326-5805(SL3)	Conduct a Route Reconnaissance Mission	STP 21-24-SMCT
071-329-1006	Navigate From One Point on the Ground to Another Point While Dismounted	STP 21-24-SMCT
071-329-1030(SL1)	Navigate From One Point on the Ground to Another Point While Mounted	STP 21-1-SMCT
071-331-0815(SL1)	Practice Noise, Light, and Litter Discipline	STP 21-1-SMCT
071-332-5000(SL3)	Prepare an Operation Overlay	STP 21-24-SMCT
071-710-0006(SL1)	Plan Use of Night Vision Devices	STP 21-1-SMCT
071-720-0015(SL3)	Conduct an Area Reconnaissance by a Platoon	STP 21-24-SMCT
181-101-4001(SL4)	Conduct a Search/Seizure	STP 21-24-SMCT
191-380-0109(SL4)	Plan Patrol Activities	STP 21-24-SMCT

**SUPPORTING INDIVIDUAL TASKS**

<b>Task Number</b>	<b>Task Title</b>	<b>References</b>
301-96R-1051	Operate Global Positioning System (GPS) AN/PSN-11	STP 34-96R15-SM-TG
850-001-2000(SL2)	Employ Accident Prevention Measures and Risk Management Process	STP 21-24-SMCT
850-001-3001(SL3)	Control Mission Safety Hazard	STP 21-24-SMCT
850-001-4001(SL4)	Integrate Risk Management Into Platoon	STP 21-24-SMCT

SUPPORTING COLLECTIVE TASKS: NONE

OPFOR TASKS AND STANDARDS

**TASK: Conduct Air Attacks (34-OPFOR-1006)**

**CONDITION:** Opposing force (OPFOR) elements in the rear area have forwarded the coordinates of enemy facilities and elements. OPFOR aircraft have been dispatched to attack enemy installations or convoys.

**STANDARD:** Locate support sites, command and control facilities, and/or convoys. Attack runs on designated targets are conducted. Enemy equipment, supplies, and vehicles are destroyed and enemy personnel are killed.

**TASK: Conduct Aerial Reconnaissance (34-OPFOR-1007)**

**CONDITION:** OPFOR HQ requires intelligence on the location and identification of enemy elements. Aircraft is dispatched to take photographs and conduct a visual inspection of enemy area.

**STANDARD:** Locate and photograph enemy positions in assigned sectors, including support and storage bases and command and control facilities. Visual checks are conducted when possible. The enemy is not engaged. Priority intelligence requests and other information requirements (IRs) are reported to OPFOR HQ.

**TASK: Disrupt Enemy Movement and Operations Using Tactical Nuclear Weapons (34-OPFOR-1002)**

**CONDITION:** Orders have been received to use tactical nuclear weapons in the enemy's rear area. Key locations have been identified.

**STANDARD:** Tactical nuclear missiles are delivered on target. Movement of equipment and supplies is disrupted or delayed to forward areas. Enemy equipment and supplies are destroyed. A high rate of nuclear casualties is inflicted among enemy troops.

**TASK: Conduct Hasty Ambush (34-OPFOR-1003)**

**CONDITION:** OPFOR element is moving in a concealed area when an enemy element is reported moving along an adjacent route.

**STANDARD:** The ambush site is prepared before the arrival of the enemy element. The enemy force is surprised and casualties are inflicted within the designated kill zone. Delay enemy march element from reaching its specified destination. Withdraw, on order, within two minutes of ambush initiation. Report results of mission to headquarters.

**TASK: Conduct Raid (34-OPFOR-1009)**

**CONDITION:** OPFOR element has occupied an objective rally point and has orders to conduct a raid on a rear area base.

**STANDARD:** Surprise the enemy forces. Assault enemy support base and accomplish assigned tasks. Specified equipment and supplies are destroyed. Decisive engagement is avoided. All personnel are withdrawn from the area within the prescribed time. The collected intelligence data satisfies the priority intelligence requirements (PIRs).

**TASK: Conduct Deliberate Ambush (34-OPFOR-1004)**

**CONDITION:** OPFOR element is operating along an enemy major supply route. Intelligence has reported an enemy convoy approaching the element. Headquarters has ordered complete destruction of the march element. The march element is approximately 15 minutes from the ambush point. OPFOR element possesses automatic weapons, antiarmor weapons, and command-detonated mines.

**STANDARD:** Prepare ambush site before arrival of enemy convoy. Surprise enemy forces. Force enemy march element to halt in kill zone. Kill, wound, or capture enemy personnel and destroy all vehicles and equipment. Consolidate and withdraw from the area on order. Results of the mission are reported to headquarters.

**ELEMENT:** Ground Surveillance Radar Section (4 Teams)

**TASK: Conduct Search with Radar (34-5-0004)**

(TM 11-5840-298-12)

(FM 34-80)

**ITERATION:** 1 2 3 4 5 M (Circle)

**COMMANDER/LEADER ASSESSMENT:** T P U (Circle)

**CONDITIONS:** The radar squad is assigned a sector of scan that covers the assigned area of operations. Some iterations of this task should be performed in mission-oriented protective posture level 4 (MOPP4).

**TASK STANDARDS:** Locate and correctly identify targets.

TASK STEPS AND PERFORMANCE MEASURES	GO	NO-GO
<ol style="list-style-type: none"> <li>1. Search for enemy activity.                             <ol style="list-style-type: none"> <li>a. Search for enemy activity on avenues of approach with terrestrial surveillance detecting 80 percent of targets and point monitoring detecting 90 percent of targets.</li> <li>b. Search possible enemy positions.</li> <li>c. Search assembly areas.</li> </ol> </li> <li>2. Observe point targets for enemy movement.                             <ol style="list-style-type: none"> <li>a. Observe bridges.</li> <li>b. Observe road junctions.</li> <li>c. Observe defiles.</li> <li>d. Observe other likely targets.</li> </ol> </li> <li>3. Scan final protective fire areas of preplanned barrage location to ensure timely firing.</li> <li>4. Confirm targets developed by other surveillance means.                             <ol style="list-style-type: none"> <li>a. Confirm targets from remotely monitored battlefield sensor system.</li> <li>b. Confirm operation post reported targets.</li> <li>c. Confirm targets from miscellaneous sources.</li> </ol> </li> <li>5. Extend surveillance capabilities of patrol by surveying distant points.</li> <li>6. Help in the control of units, especially night operations.                             <ol style="list-style-type: none"> <li>a. Locate friendly units.</li> <li>b. Vector patrols.</li> <li>c. Warn units of enemy activity.</li> </ol> </li> <li>7. Assist in daytime observations, when applicable.                             <ol style="list-style-type: none"> <li>a. Detect targets in haze or smoke.</li> <li>b. Detect targets masked by bright sun.</li> </ol> </li> </ol>		

TASK STEPS AND PERFORMANCE MEASURES	GO	NO-GO
<p>8. Increase the effectiveness of fire support by accurately locating targets.</p> <ul style="list-style-type: none"> <li>a. Determine the rate and direction of movement of a target.</li> <li>b. Plot original target location to within 100 meters (109 yards).</li> <li>c. Plot new target location to within 100 meters (109 yards).</li> <li>d. Plot direction of movement within 100 mils.</li> </ul> <p>9. Survey target areas immediately after friendly fires are lifted.</p> <ul style="list-style-type: none"> <li>a. Detect any enemy activity.</li> <li>b. Determine effectiveness of fires.</li> </ul>		

TASK PERFORMANCE / EVALUATION SUMMARY BLOCK							
ITERATION	1	2	3	4	5	M	TOTAL
TOTAL TASK STEPS EVALUATED							
TOTAL TASK STEPS "GO"							
TRAINING STATUS "GO"/"NO-GO"							

\* indicates a leader task step.

**SUPPORTING INDIVIDUAL TASKS**

Task Number	Task Title	References
301-371-1000(SL1)	Report Intelligence Information	STP 21-1-SMCT

SUPPORTING COLLECTIVE TASKS: NONE

OPFOR TASKS AND STANDARDS

**TASK: Conduct Electronic Warfare (34-OPFOR-1012)**

**CONDITION:** Opposing force (OPFOR) employs collection and direction-finding assets (ground and air) to monitor and locate enemy forces.

**STANDARD:** Locate the positions of enemy command, intelligence, and logistics units. Forward the locations of the positions to OPFOR headquarters. Use jamming signals against enemy radio receivers. Monitor enemy radio networks and report all information of intelligence value to OPFOR HQ.

**TASK: Disrupt Enemy Movement and Operations Using Persistent and Nonpersistent Chemical Weapons (34-OPFOR-1001)**

**CONDITION:** Conventional artillery weapons or aircraft are available to deliver chemical weapons. Routes and key bases in the rear area have been selected.

**STANDARD:** Chemical agents are delivered into targeted areas. The movement of enemy supplies and equipment to forward areas is delayed by disrupting command and control systems. Enemy movement is successfully channeled into predesignated ambush areas. Enemy supplies and equipment are contaminated. A high rate of casualties is inflicted on enemy forces.



**TASK: Conduct Aerial Reconnaissance (34-OPFOR-1007)**

**CONDITION:** OPFOR HQ requires intelligence on the location and identification of enemy elements. Aircraft is dispatched to take photographs and conduct a visual inspection of enemy area.

**STANDARD:** Locate and photograph enemy positions in assigned sectors, including support and storage bases and command and control facilities. Visual checks are conducted when possible. The enemy is not engaged. Priority intelligence requests and other information requirements (IRs) are reported to OPFOR HQ.

**TASK: Disrupt Enemy Movement and Operations Using Tactical Nuclear Weapons (34-OPFOR-1002)**

**CONDITION:** Orders have been received to use tactical nuclear weapons in the enemy's rear area. Key locations have been identified.

**STANDARD:** Tactical nuclear missiles are delivered on target. Movement of equipment and supplies is disrupted or delayed to forward areas. Enemy equipment and supplies are destroyed. A high rate of nuclear casualties is inflicted among enemy troops.

**TASK: Conduct Hasty Ambush (34-OPFOR-1003)**

**CONDITION:** OPFOR element is moving in a concealed area when an enemy element is reported moving along an adjacent route.

**STANDARD:** The ambush site is prepared before the arrival of the enemy element. The enemy force is surprised and casualties are inflicted within the designated kill zone. Delay enemy march element from reaching its specified destination. Withdraw, on order, within two minutes of ambush initiation. Report results of mission to headquarters.

**ELEMENT:** TUAV Platoon Headquarters

**TASK: Establish the Common Ground Station (CGS) Site (34-5-0050)**

(FM 34-10)

(FM 34-25)

(FM 34-80)

**ITERATION:** 1 2 3 4 5 M (Circle)

**COMMANDER/LEADER ASSESSMENT:** T P U (Circle)

**CONDITIONS:** The common ground station (CGS) team is deployed in support of tactical operations. Hazards such as a nuclear, biological, or chemical environment, limited visibility, night, inclement weather, and opposing force (OPFOR) may exist. Some iterations of this task should be performed in mission-oriented protective posture level 4 (MOPP4).

**TASK STANDARDS:** The CGS team arrives at its new location by the time specified in the operation order (OPORD). The site is operational, without camouflage, within the commander's time requirements. The CGS team performs preventive maintenance checks and services, identifying and reporting all deficiencies. (Camouflage setup depends on time available prior to start of mission but is completed within one hour.)

TASK STEPS AND PERFORMANCE MEASURES	GO	NO-GO
<p><b>*1.</b> The team chief and noncommissioned officer in charge (NCOIC) perform site selection in accordance with standards established by the commander, tactical standing operating procedures (TSOP), and technical manual.</p> <p><b>2.</b> Set up the system.</p> <p style="padding-left: 20px;"><b>a.</b> Drivers remain in trucks.</p> <p style="padding-left: 40px;"><b>(1)</b> Set emergency brakes.</p> <p style="padding-left: 40px;"><b>(2)</b> Depress foot brake.</p> <p style="padding-left: 20px;"><b>b.</b> Emplace generator. (Primary)</p> <p style="padding-left: 40px;"><b>(1)</b> Install leveling legs.</p> <p style="padding-left: 40px;"><b>(2)</b> Drop trailer third wheel.</p> <p style="padding-left: 40px;"><b>(3)</b> Set trailer brakes.</p> <p style="padding-left: 40px;"><b>(4)</b> Remove trailer chains.</p> <p style="padding-left: 40px;"><b>(5)</b> Unhook towing pintle.</p> <p style="padding-left: 40px;"><b>(6)</b> Elevate trailer third wheel.</p> <p style="padding-left: 40px;"><b>(7)</b> Signal "OK" to driver when clear.</p> <p style="padding-left: 20px;"><b>c.</b> Emplace support trailer. (Secondary)</p> <p style="padding-left: 40px;"><b>(1)</b> Install leveling legs.</p> <p style="padding-left: 40px;"><b>(2)</b> Drop trailer third wheel.</p> <p style="padding-left: 40px;"><b>(3)</b> Remove trailer chains.</p> <p style="padding-left: 40px;"><b>(4)</b> Unhook towing pintle.</p> <p style="padding-left: 40px;"><b>(5)</b> Elevate trailer third wheel.</p> <p style="padding-left: 40px;"><b>(6)</b> Signal "OK" to driver when clear.</p> <p><b>3.</b> Emplace trucks.</p> <p style="padding-left: 20px;"><b>a.</b> Drive to pre-selected site.</p> <p style="padding-left: 20px;"><b>b.</b> Park on level ground.</p> <p style="padding-left: 20px;"><b>c.</b> Set emergency brake.</p> <p style="padding-left: 20px;"><b>d.</b> Turn off engine and lights.</p>		

TASK STEPS AND PERFORMANCE MEASURES	GO	NO-GO
<p>e. Place chock blocks under the tires.</p> <p>4. Once the chock has been placed under the tires, perform the following team actions:</p> <p>a. Prepare generator for operation.</p> <p>(1) Level generators.</p> <p>(2) Remove grounding equipment.</p> <p>(3) Remove fuel cans and fire extinguisher.</p> <p>(4) Ground both generators.</p> <p>b. Prepare trucks for operations.</p> <p>(1) Remove and install ladders.</p> <p>(2) Remove grounding equipment.</p> <p>(3) Remove air conditioner covers.</p> <p>(4) Install antennas.</p> <p>(5) Ground shelter.</p> <p>(6) Give "OK" signal after grounded.</p> <p>c. Prepare support element equipment.</p> <p>(1) Remove surveillance control data link antenna from the carrying case.</p> <p>(2) Store carrying case.</p> <p>(3) Connect the mast assembly.</p> <p>(4) Install the surveillance control data link antenna.</p> <p>(5) Install the surveillance control data link cable to the antenna and mission truck.</p> <p>(6) Raise the mast.</p> <p>d. Connect and operate the generator.</p> <p>(1) Take power cable to truck, connect power cable, then give "OK" signal.</p> <p>(2) After giving the "OK" signal, start generator in accordance with the technical manual.</p> <p>(3) Toggle close/open circuit to closed.</p> <p>e. Power up the mission shelter.</p> <p>(1) After power is applied, power up the mission shelter in accordance with the technical manual.</p> <p>(2) Turn on and initialize mission equipment in accordance with the technical manual.</p> <p>5. Camouflage the site.</p>		

TASK PERFORMANCE / EVALUATION SUMMARY BLOCK							
ITERATION	1	2	3	4	5	M	TOTAL
TOTAL TASK STEPS EVALUATED							
TOTAL TASK STEPS "GO"							
TRAINING STATUS "GO"/"NO-GO"							

\* indicates a leader task step.

---

**SUPPORTING INDIVIDUAL TASKS**

<b>Task Number</b>	<b>Task Title</b>	<b>References</b>
071-329-1006	Navigate from One Point on the Ground to Another Point While Dismounted	STP 21-24-SMCT
113-571-1004	Operate in a Radio Network	STP 34-96H14-SM-TG
301-96H-1162	Operate Global Positioning System (GPS) PSN-11	STP 34-96H14-SM-TG
301-96H-1301	Troubleshoot Common Ground Station (CGS) System Malfunctions	STP 34-96H14-SM-TG
301-96H-2001	Implement Common Ground Station (CGS) AN/TSQ-179 Site Security Procedures in a Tactical Environment	STP 34-96H14-SM-TG
301-96H-3002	Direct Common Ground Station Personnel in Implementation of Security in a Tactical Environment	STP 34-96H14-SM-TG

SUPPORTING COLLECTIVE TASKS: NONE

OPFOR TASKS AND STANDARDS

**TASK: Disrupt Enemy Movement and Operations Using Persistent and Nonpersistent Chemical Weapons (34-OPFOR-1001)**

**CONDITION:** Conventional artillery weapons or aircraft are available to deliver chemical weapons. Routes and key bases in the rear area have been selected.

**STANDARD:** Chemical agents are delivered into targeted areas. The movement of enemy supplies and equipment to forward areas is delayed by disrupting command and control systems. Enemy movement is successfully channeled into predesignated ambush areas. Enemy supplies and equipment are contaminated. A high rate of casualties is inflicted on enemy forces.

**TASK: Attack (34-OPFOR-1010)**

**CONDITION:** Enemy rear area support base has been located. Priority intelligence requirements (PIRs) and other intelligence requirements have been obtained by OPFOR patrols. Element has automatic and antiarmor weapons, and light mortars. Element is approximately the size of two platoons.

**STANDARD:** An attack plan is developed. An attack is initiated using a scheme of maneuver that exploits enemy flanks, gaps, and weaknesses. Covered and concealed routes are used to approach enemy areas. Employ indirect fire to support attack. Penetrate enemy defenses. Destroy equipment and supplies, inflict casualties, isolate the support base, and block reinforcements. The enemy unit is forced to displace.

**TASK: Conduct Air Attacks (34-OPFOR-1006)**

**CONDITION:** OPFOR elements in the rear area have forwarded the coordinates of enemy facilities and elements. OPFOR aircraft have been dispatched to attack enemy installations or convoys.

**STANDARD:** Locate support sites, command and control facilities, and/or convoys. Attack runs on designated targets are conducted. Enemy equipment, supplies, and vehicles are destroyed and enemy personnel are killed.

**TASK: Conduct Terrorist and Saboteur Attacks (34-OPFOR-1013)**

**CONDITION:** OPFOR dispatches small team(s) into enemy rear area to disrupt support operations.

**STANDARD:** Locate rear support bases and command and control facilities. Rear area support operations are delayed and disrupted. Rear area bases are infiltrated to conduct sabotage and terrorist activities. Supplies and equipment are destroyed and casualties are inflicted.

**TASK: Disrupt Friendly Defensive Operations (34-OPFOR-1014)**

**CONDITION:** Friendly forces are establishing local defensive positions and obstacles. OPFOR element receives orders to harass and disrupt these efforts. OPFOR has offensive air support and NBC weapons available.

**STANDARD:** OPFOR element locates and penetrates friendly positions and causes a halt or disruption in work being completed on defenses.

**TASK: Conduct Aerial Reconnaissance (34-OPFOR-1007)**

**CONDITION:** OPFOR HQ requires intelligence on the location and identification of enemy elements. Aircraft is dispatched to take photographs and conduct a visual inspection of enemy area.

**STANDARD:** Locate and photograph enemy positions in assigned sectors, including support and storage bases and command and control facilities. Visual checks are conducted when possible. The enemy is not engaged. Priority intelligence requests and other information requirements (IRs) are reported to OPFOR HQ.

**TASK: Disrupt Enemy Movement and Operations Using Tactical Nuclear Weapons (34-OPFOR-1002)**

**CONDITION:** Orders have been received to use tactical nuclear weapons in the enemy's rear area. Key locations have been identified.

**STANDARD:** Tactical nuclear missiles are delivered on target. Movement of equipment and supplies is disrupted or delayed to forward areas. Enemy equipment and supplies are destroyed. A high rate of nuclear casualties is inflicted among enemy troops.

**TASK: Conduct Hasty Ambush (34-OPFOR-1003)**

**CONDITION:** OPFOR element is moving in a concealed area when an enemy element is reported moving along an adjacent route.

**STANDARD:** The ambush site is prepared before the arrival of the enemy element. The enemy force is surprised and casualties are inflicted within the designated kill zone. Delay enemy march element from reaching its specified destination. Withdraw, on order, within two minutes of ambush initiation. Report results of mission to headquarters.

**TASK: Conduct Raid (34-OPFOR-1009)**

**CONDITION:** OPFOR element has occupied an objective rally point and has orders to conduct a raid on a rear area base.

**STANDARD:** Surprise the enemy forces. Assault enemy support base and accomplish assigned tasks. Specified equipment and supplies are destroyed. Decisive engagement is avoided. All personnel are withdrawn from the area within the prescribed time. The collected intelligence data satisfies the PIRs.

**TASK: Maintain Contact (34-OPFOR-1011)**

**CONDITION:** OPFOR element is tactically engaged with enemy base defense forces. Enemy forces are withdrawing under pressure.

**STANDARD:** Decisively engage the enemy forces. As the enemy withdraws, the unit or force advances, maintaining contact.

**TASK: Conduct Deliberate Ambush (34-OPFOR-1004)**

**CONDITION:** OPFOR element is operating along an enemy major supply route. Intelligence has reported an enemy convoy approaching the element. Headquarters has ordered complete destruction of the march element. The march element is approximately 15 minutes from the ambush point. OPFOR element possesses automatic weapons, antiarmor weapons, and command-detonated mines.

**STANDARD:** Prepare ambush site before arrival of enemy convoy. Surprise enemy forces. Force enemy march element to halt in kill zone. Kill, wound, or capture enemy personnel and destroy all vehicles and equipment. Consolidate and withdraw from the area on order. Results of the mission are reported to headquarters.

**ELEMENT:** TUAV Platoon Headquarters

**TASK: Conduct Common Ground Station (CGS) Pre-Mission Activities (34-5-0051)**

(FM 34-80)

(FM 34-10)

**ITERATION:** 1      2      3      4      5      M      (Circle)

**COMMANDER/LEADER ASSESSMENT:**      T      P      U      (Circle)

**CONDITIONS:** The common ground station (CGS) is operational. The CGS team has received a pre-mission briefing from the supported commander on the area of interest and has been provided secure communication codes. The team is prepared to provide imagery information to the tactical commander through use of CGS hardware and software. Some iterations of this task should be performed in mission-oriented protective posture level 4 (MOPP4).

**TASK STANDARDS:** The CGS team prepares all equipment with secure codes, graphics, operating parameters, and frequencies to support the mission. The team establishes a data link.

TASK STEPS AND PERFORMANCE MEASURES	GO	NO-GO
<p><b>1.</b> Enter all frequencies, call signs, hopsets, and cryptographic information for the following:</p> <ul style="list-style-type: none"> <li><b>a.</b> AN/VRC-92F.                             <ul style="list-style-type: none"> <li>(1) Command network.</li> <li>(2) CGSs:                                     <ul style="list-style-type: none"> <li>(a) Next higher headquarters.</li> <li>(b) Sister headquarters.</li> <li>(c) Next lower headquarters.</li> <li>(d) Resupply and maintenance.</li> <li>(e) Fire support officer.</li> <li>(f) Intelnet.</li> <li>(g) Air Force liaison officer.</li> </ul> </li> </ul> </li> <li><b>b.</b> AN/VRC-83.                             <ul style="list-style-type: none"> <li>(1) Word of the day.</li> <li>(2) Call signs.</li> <li>(3) Frequencies.</li> </ul> </li> <li><b>c.</b> Joint surveillance target attack radar system (JSTARS).                             <ul style="list-style-type: none"> <li>(1) KGV-8 cryptographic information.</li> <li>(2) Orbit 1.</li> <li>(3) Orbit 2.</li> <li>(4) Ground reference coverage area (GRCA).</li> <li>(5) Time.</li> <li>(6) Call signs.</li> </ul> </li> <li><b>d.</b> Secure data uplink and downlink.                             <ul style="list-style-type: none"> <li>(1) Fixed frequency or spectrum shift.</li> <li>(2) Ground data terminal address.</li> <li>(3) Time constant.</li> <li>(4) Short code.</li> </ul> </li> </ul>		

TASK STEPS AND PERFORMANCE MEASURES	GO	NO-GO
<p>(5) Long code.</p> <p>e. Advanced field artillery tactical data system (AFATDS)—complete entire panel set.</p> <p>f. All source analysis system-remote workstation (ASAS-RWS)—complete entire panel set.</p> <p>g. Satellite communications—complete entire panel set.</p> <p>(1) KG-84.</p> <p>(2) Trojan Spirit.</p> <p>(3) Commander's tactical terminal.</p> <p>(4) Unmanned aerial vehicle.</p>		

TASK PERFORMANCE / EVALUATION SUMMARY BLOCK							
ITERATION	1	2	3	4	5	M	TOTAL
TOTAL TASK STEPS EVALUATED							
TOTAL TASK STEPS "GO"							
TRAINING STATUS "GO"/"NO-GO"							

\* indicates a leader task step.

**SUPPORTING INDIVIDUAL TASKS**

Task Number	Task Title	References
113-573-8006	Use an Automated Signal Operation Instruction (SOI)	STP 21-24-SMCT
113-587-2071	Operate SINCGARS Frequency Hopping (FH) (Network Members)	STP 34-96H14-SM-TG
113-637-2001(SL1)	Communicate Via a Tactical Radio	STP 21-1-SMCT
301-371-1052(SL1)	Protect Classified Information and Material	STP 34-96H14-SM-TG
301-96H-1101	Prepare an AN/GRC-240 (VRC-83) Radio Set for Operation	STP 34-96H14-SM-TG
301-96H-1103	Operate STU III Fax/Phone	STP 34-96H14-SM-TG
301-96H-1104	Prepare Digital Subscriber Voice Terminal (DSVT) KY-68 for Data Communications	STP 34-96H14-SM-TG
301-96H-1150	Establish an Advanced Field Artillery Tactical Data System (AFATDS) Link	STP 34-96H14-SM-TG
301-96H-1151	Establish Link with E-8 Aircraft	STP 34-96H14-SM-TG
301-96H-1154	Prepare Common Ground Station (CGS) AN/TSQ-179 External Components for Operation	STP 34-96H14-SM-TG
301-96H-1155	Perform System Initialization	STP 34-96H14-SM-TG
301-96H-1156	Perform Digitized Map Functions	STP 34-96H14-SM-TG
301-96H-1157	Create Graphic Overlays	STP 34-96H14-SM-TG
301-96H-1158	Establish an Unmanned Aerial Vehicle (UAV) Link	STP 34-96H14-SM-TG
301-96H-1159	Establish a Link with the Apache/ Longbow	STP 34-96H14-SM-TG
301-96H-1160	Establish a Multi-Common Ground Station (CGS) AN/TSQ-179 Configuration	STP 34-96H14-SM-TG
301-96H-1161	Establish an All Source Analysis System (ASAS) Link	STP 34-96H14-SM-TG
301-96H-1162	Operate Global Positioning System (GPS) PSN-11	STP 34-96H14-SM-TG



**SUPPORTING INDIVIDUAL TASKS**

<b>Task Number</b>	<b>Task Title</b>	<b>References</b>
301-96H-1163	Prepare Common Ground Station (CGS) AN/TSQ-179 Components for Movement	STP 34-96H14-SM-TG
301-96H-1164	Prepare Common Ground Station (CGS) AN/TSQ-179 for NBC Operations	STP 34-96H14-SM-TG
301-96H-1165	Set Up Common Ground Station (CGS) AN/TSQ-179 for Operations	STP 34-96H14-SM-TG
301-96H-1166	Prepare Common Ground Station (CGS) AN/TSQ-179 Workstation for Mission Operations	STP 34-96H14-SM-TG
301-96H-1167	Manage Electronic Maps (EMAPS)	STP 34-96H14-SM-TG
301-96H-1168	Manage Data Files	STP 34-96H14-SM-TG
301-96H-1200	Operate Common Ground Station (CGS) Remote Workstation (RWS).	STP 34-96H14-SM-TG
301-96H-1204	Perform Target Tracking	STP 34-96H14-SM-TG
301-96H-2150	Supervise Common Ground Station Personnel In system Setup	STP 34-96H14-SM-TG
301-96H-2151	Supervise Common Ground Station Personnel in Establishing Links	STP 34-96H14-SM-TG
301-96H-2152	Incorporate Intelligence Preparation of the Battlefield (IPB) Information/Products to support Mission Requirements	STP 34-96H14-SM-TG
301-96H-2153	Supervise Deployment/Redeployment of the Common Ground Station (CGS) AN/TSQ-179	STP 34-96H14-SM-TG
301-96H-2154	Conduct Simulator Based Training	STP 34-96H14-SM-TG
301-96H-3001	Implement Common Ground Station (CGS) AN/TSQ-179 Communication Security (COMSEC) Requirements	STP 34-96H14-SM-TG
301-96H-3002	Direct Common Ground Station Personnel in Implementation of Security in a Tactical Environment	STP 34-96H14-SM-TG
301-96H-3150	Conduct Coordination with Supported Command for Logistical Support	STP 34-96H14-SM-TG
301-96H-3151	Provide Input to Refine Intelligence Preparation of the Battlefield (IPB), Targeting and Collection Plan Development	STP 34-96H14-SM-TG
301-96H-3154	Conduct Common Ground Station (CGS) AN/TSQ-179 Site Selection	STP 34-96H14-SM-TG
301-96H-3155	Manage Common Ground Station (CGS) AN/TSQ-179 Shift Operations	STP 34-96H14-SM-TG
301-96H-3156	Advise Supported Unit in Effective Utilization of the Common Ground Station (CGS) AN/TSQ-179	STP 34-96H14-SM-TG
301-96H-3161	Develop Simulator Based Training	STP 34-96H14-SM-TG
301-96H-3301	Conduct Application Management in Common Ground Station (CGS)	STP 34-96H14-SM-TG
301-96H-4150	Advise the Collection Manager of the Integration of the Common Ground Station (CGS) AN/TSQ-179 into Intelligence Battlefield Operations Systems (IBOS)	STP 34-96H14-SM-TG
301-96H-4151	Direct Deployment Operations	STP 34-96H14-SM-TG

SUPPORTING COLLECTIVE TASKS: NONE

## OPFOR TASKS AND STANDARDS

### **TASK: Conduct Electronic Warfare (34-OPFOR-1012)**

**CONDITION:** Opposing force (OPFOR) employs collection and direction-finding assets (ground and air) to monitor and locate enemy forces.

**STANDARD:** Locate the positions of enemy command, intelligence, and logistics units. Forward the locations of the positions to OPFOR headquarters. Use jamming signals against enemy radio receivers. Monitor enemy radio networks and report all information of intelligence value to OPFOR HQ.

### **TASK: Disrupt Enemy Movement and Operations Using Persistent and Nonpersistent Chemical Weapons (34-OPFOR-1001)**

**CONDITION:** Conventional artillery weapons or aircraft are available to deliver chemical weapons. Routes and key bases in the rear area have been selected.

**STANDARD:** Chemical agents are delivered into targeted areas. The movement of enemy supplies and equipment to forward areas is delayed by disrupting command and control systems. Enemy movement is successfully channeled into predesignated ambush areas. Enemy supplies and equipment are contaminated. A high rate of casualties is inflicted on enemy forces.

### **TASK: Conduct Aerial Reconnaissance (34-OPFOR-1007)**

**CONDITION:** OPFOR HQ requires intelligence on the location and identification of enemy elements. Aircraft is dispatched to take photographs and conduct a visual inspection of enemy area.

**STANDARD:** Locate and photograph enemy positions in assigned sectors, including support and storage bases and command and control facilities. Visual checks are conducted when possible. The enemy is not engaged. Priority intelligence requests and other information requirements (IRs) are reported to OPFOR HQ.

### **TASK: Disrupt Enemy Movement and Operations Using Tactical Nuclear Weapons (34-OPFOR-1002)**

**CONDITION:** Orders have been received to use tactical nuclear weapons in the enemy's rear area. Key locations have been identified.

**STANDARD:** Tactical nuclear missiles are delivered on target. Movement of equipment and supplies is disrupted or delayed to forward areas. Enemy equipment and supplies are destroyed. A high rate of nuclear casualties is inflicted among enemy troops.

**ELEMENT:** TUAV Platoon Headquarters

**TASK: Conduct Common Ground Station (CGS) Mission Activities (34-5-0052)**

(FM 34-10)

(FM 34-80)

**ITERATION:** 1 2 3 4 5 M (Circle)

**COMMANDER/LEADER ASSESSMENT:** T P U (Circle)

**CONDITIONS:** The brigade is conducting operations independently or as part of a division or Army forces (ARFOR) and has received an operation order (OPORD) or fragmentary order (FRAGO) to conduct operations at the location and time specified. The common ground station (CGS) and all subcomponents are operational. The CGS team is prepared to establish connectivity with Joint Surveillance and Target Attack Radar System (JSTARS) and Intelligence Broadcast System (IBS) associated platforms. Some iterations of this task should be performed in mission-oriented protective posture level 4 (MOPP4).

**TASK STANDARDS:** The CGS section establishes digital connectivity with JSTARS aircraft through commander's tactical terminal and associated radio system. The CGS section establishes connectivity with regional IBS platform for receipt of the tactical receive equipment and related applications (TRAP) and other IBS-related broadcasts. CGS team displays IBS reporting for analysis. CGS team requests synthetic aperture radar SAR imagery for specific locations. CGS team receives and displays JSTARS moving target indicator (MTI) data and requested SAR imagery for analysis. Based on analysis, CGS team produces United States message text format (USMTF) reports to update all source analysis system-remote workstation (ASAS-RWS) database.

TASK STEPS AND PERFORMANCE MEASURES	GO	NO-GO
<ol style="list-style-type: none"> <li>1. Conduct CGS pre-mission activities in accordance with Task 34-5-0051.</li> <li>2. Confirm collection emphasis with analysts.                             <ol style="list-style-type: none"> <li>a. Review collection plan.</li> <li>b. Cross walk collection assets with requirements.</li> </ol> </li> <li>3. Request radar service.                             <ol style="list-style-type: none"> <li>a. Select proper radar service request to receive necessary imagery.</li> <li>b. Fill in radar service request, giving all required data.</li> <li>c. Send request via data link.</li> <li>d. Receive approval/disapproval message from aircraft.</li> </ol> </li> <li>4. Perform target-tracking procedures.                             <ol style="list-style-type: none"> <li>a. Select target in proper priority order.</li> <li>b. Fill out description of target and assign priority according to mission brief guidance.</li> <li>c. Complete a size box obtaining and recording strength, length, width, direction of travel, and speed.</li> <li>d. Make target predictions, as necessary.</li> <li>e. Set event alarms.</li> <li>f. Establish named area of interest (NAI), alert procedures, and other parameters.</li> </ol> </li> </ol>		

TASK STEPS AND PERFORMANCE MEASURES	GO	NO-GO
<b>5.</b> Receive and display unmanned aerial vehicle imagery. <ul style="list-style-type: none"> <li><b>a.</b> Record unmanned aerial vehicle imagery.</li> <li><b>b.</b> Correlate unmanned aerial vehicle imagery with all other imagery and information received.</li> </ul>		
<b>6.</b> Receive signal intelligence data (IBS) through the commander's tactical terminal. <ul style="list-style-type: none"> <li><b>a.</b> Display and store signals intelligence as tactical reports.</li> <li><b>b.</b> Correlate signals intelligence data with all other data collected.</li> </ul>		
<b>7.</b> Receive requests for information from advanced field artillery tactical data system (AFATDS) and all source analysis system (ASAS). <ul style="list-style-type: none"> <li><b>a.</b> Respond to requests for information within given time limits.</li> <li><b>b.</b> Communicate target information through use of proper reports.</li> </ul>		
<b>8.</b> Maintain communications with the mission aircraft.		

TASK PERFORMANCE / EVALUATION SUMMARY BLOCK							
ITERATION	1	2	3	4	5	M	TOTAL
TOTAL TASK STEPS EVALUATED							
TOTAL TASK STEPS "GO"							
TRAINING STATUS "GO"/"NO-GO"							

\* indicates a leader task step.

**SUPPORTING INDIVIDUAL TASKS**

Task Number	Task Title	References
113-573-8006	Use an Automated Signal Operation Instruction (SOI)	STP 34-96H14-SM-TG
113-587-2071	Operate SINCGARS Frequency Hopping (FH) (Network Members)	STP 34-96H14-SM-TG
113-637-2001(SL1)	Communicate Via a Tactical Radio	STP 21-1-SMCT
301-371-1052(SL1)	Protect Classified Information and Material	STP 21-1-SMCT
301-96H-1050	Translate Information into Military Symbology	STP 34-96H14-SM-TG
301-96H-1101	Prepare an AN/GRC-240 (VRC-83) Radio Set for Operation	STP 34-96H14-SM-TG
301-96H-1102	Configure Commander's Tactical Terminal/Joint Tactical Terminal (CTT/JTT) Radio for Operation	STP 34-96H14-SM-TG
301-96H-1103	Operate STU III Fax/Phone	STP 34-96H14-SM-TG
301-96H-1104	Prepare Digital Subscriber Voice Terminal (DSVT) KY-68 for Data Communications	STP 34-96H14-SM-TG
301-96H-1151	Establish Link with E-8 Aircraft	STP 34-96H14-SM-TG
301-96H-1158	Establish an Unmanned Aerial Vehicle (UAV) Link	STP 34-96H14-SM-TG
301-96H-1161	Establish an All Source Analysis System (ASAS) Link	STP 34-96H14-SM-TG
301-96H-1200	Operate the Common Ground Station (CGS) Remote Workstation (RWS)	STP 34-96H14-SM-TG
301-96H-1201	Manipulate an Imagery Window	STP 34-96H14-SM-TG

**SUPPORTING INDIVIDUAL TASKS**

<b>Task Number</b>	<b>Task Title</b>	<b>References</b>
301-96H-1202	Manipulate Joint Surveillance Target Attack Radar System (JSTARS) Radar Imagery	STP 34-96H14-SM-TG
301-96H-1203	Utilize Spotlight Imagery	STP 34-96H14-SM-TG
301-96H-1204	Perform Target Tracking	STP 34-96H14-SM-TG
301-96H-1205	Perform Target Analysis	STP 34-96H14-SM-TG
301-96H-1206	Respond to Baseline Tasking	STP 34-96H14-SM-TG
301-96H-1207	Perform on the Move Operations	STP 34-96H14-SM-TG
301-96H-1208	Analyze Joint Surveillance Target Attack Radar System (JSTARS) Imagery	STP 34-96H14-SM-TG
301-96H-1210	Recognize Items of Military Significance on Electro-Optical/Infrared (EO/IR) Imagery	STP 34-96H14-SM-TG
301-96H-1211	Interpret Commander's Tactical Terminal/Joint Tactical Terminal (CTT/JTT) Track Data	STP 34-96H14-SM-TG
301-96H-1212	Manipulate All Source Analysis System (ASAS) Digital Messages	STP 34-96H14-SM-TG
301-96H-1213	Manipulate Advanced Field Artillery Tactical Data System (AFATDS) Digital Messages	STP 34-96H14-SM-TG
301-96H-1214	Respond to Request for Information	STP 34-96H14-SM-TG
301-96H-1216	Access External Imagery and Information Data Files	STP 34-96H14-SM-TG
301-96H-1217	Correlate Joint Surveillance Target Attack Radar System (JSTARS) Radar Imagery With Other Sensor Data or Information	STP 34-96H14-SM-TG
301-96H-2201	Cue Collection Assets	STP 34-96H14-SM-TG
301-96H-2202	Supervise Common Ground Station Personnel in Multi-Sensor Correlation	STP 34-96H14-SM-TG
301-96H-2203	Supervise Common Ground Station (CGS) AN/TSQ-179 Shift Operations	STP 34-96H14-SM-TG
301-96H-2204	Review Common Ground Station (CGS) AN/TSQ-179 Reports	STP 34-96H14-SM-TG
301-96H-2205	Determine Courses of Action (COAs) in Joint Surveillance Target Attack Radar System (JSTARS) Imagery and Other Sensor Information	STP 34-96H14-SM-TG
301-96H-2207	Brief Current Situation	STP 34-96H14-SM-TG
301-96H-3001	Implement Common Ground Station (CGS) AN/TSQ-179 Communication Security (COMSEC) Requirements	STP 34-96H14-SM-TG
301-96H-3002	Direct Common Ground Station Personnel in Implementation of Security in a Tactical Environment	STP 34-96H14-SM-TG
301-96H-3200	Supervise Deployment of the Common Ground Station (CGS) AN/TSQ-179 Personnel in Performing on the Move Operations	STP 34-96H14-SM-TG
301-96H-3301	Conduct Application Management in Common Ground Station (CGS)	STP 34-96H14-SM-TG
301-96H-4150	Advise the Collection Manager of the Integration of the Common Ground Station (CGS) AN/TSQ-179 into Intelligence Battlefield Operations System (IBOS)	STP 34-96H14-SM-TG
301-96H-4200	Evaluate Common Ground Station (CGS) AN/TSQ-179 Team Operations	STP 34-96H14-SM-TG

SUPPORTING COLLECTIVE TASKS: NONE

OPFOR TASKS AND STANDARDS

**TASK: Conduct Electronic Warfare (34-OPFOR-1012)**

**CONDITION:** Opposing force (OPFOR) employs collection and direction-finding assets (ground and air) to monitor and locate enemy forces.

**STANDARD:** Locate the positions of enemy command, intelligence, and logistics units. Forward the locations of the positions to OPFOR headquarters. Use jamming signals against enemy radio receivers. Monitor enemy radio networks and report all information of intelligence value to OPFOR HQ.

**TASK: Attack (34-OPFOR-1010)**

**CONDITION:** Enemy rear area support base has been located. Priority intelligence requirements (PIRs) and other intelligence requirements have been obtained by OPFOR patrols. Element has automatic and antiarmor weapons, and light mortars. Element is approximately the size of two platoons.

**STANDARD:** An attack plan is developed. An attack is initiated using a scheme of maneuver that exploits enemy flanks, gaps, and weaknesses. Covered and concealed routes are used to approach enemy areas. Employ indirect fire to support attack. Penetrate enemy defenses. Destroy equipment and supplies, inflict casualties, isolate the support base, and block reinforcements. The enemy unit is forced to displace.

**TASK: Disrupt Enemy Movement and Operations Using Persistent and Nonpersistent Chemical Weapons (34-OPFOR-1001)**

**CONDITION:** Conventional artillery weapons or aircraft are available to deliver chemical weapons. Routes and key bases in the rear area have been selected.

**STANDARD:** Chemical agents are delivered into targeted areas. The movement of enemy supplies and equipment to forward areas is delayed by disrupting command and control systems. Enemy movement is successfully channeled into predesignated ambush areas. Enemy supplies and equipment are contaminated. A high rate of casualties is inflicted on enemy forces.

**TASK: Conduct Aerial Reconnaissance (34-OPFOR-1007)**

**CONDITION:** OPFOR HQ requires intelligence on the location and identification of enemy elements. Aircraft is dispatched to take photographs and conduct a visual inspection of enemy area.

**STANDARD:** Locate and photograph enemy positions in assigned sectors, including support and storage bases and command and control facilities. Visual checks are conducted when possible. The enemy is not engaged. Priority intelligence requests and other information requirements (IRs) are reported to OPFOR HQ.

**TASK: Disrupt Enemy Movement and Operations Using Tactical Nuclear Weapons (34-OPFOR-1002)**

**CONDITION:** Orders have been received to use tactical nuclear weapons in the enemy's rear area. Key locations have been identified.

**STANDARD:** Tactical nuclear missiles are delivered on target. Movement of equipment and supplies is disrupted or delayed to forward areas. Enemy equipment and supplies are destroyed. A high rate of nuclear casualties is inflicted among enemy troops.

**TASK: Maintain Contact (34-OPFOR-1011)**

**CONDITION:** OPFOR element is tactically engaged with enemy base defense forces. Enemy forces are withdrawing under pressure.

**STANDARD:** Decisively engage the enemy forces. As the enemy withdraws, the unit or force advances, maintaining contact.

**ELEMENT:** TUAV Platoon Headquarters

**TASK: Conduct Common Ground Station (CGS) Post-Mission Activities (34-5-0053)**  
(FM 34-10)

**ITERATION:** 1 2 3 4 5 M (Circle)

**COMMANDER/LEADER ASSESSMENT:** T P U (Circle)

**CONDITIONS:** The common ground station (CGS) team is deployed in support of tactical operations. The mission is complete. Some iterations of this task should be performed in mission-oriented protective posture level 4 (MOPP4).

**TASK STANDARDS:** The team reviews all work assignments to ensure there are no outstanding tasks and completes a post-mission analysis of the stored data. An end of mission report is completed and forwarded, and all secure codes/data are cleared, as appropriate.

TASK STEPS AND PERFORMANCE MEASURES	GO	NO-GO
<ol style="list-style-type: none"> <li>1. Begin post-mission analysis.                             <ol style="list-style-type: none"> <li>a. Analyze imagery collected during the mission.</li> <li>b. Compare new mission imagery with past mission imagery.</li> <li>c. Note any radical changes in movement patterns in current and past missions.</li> <li>d. Report all noted changes to the supported commander.</li> <li>e. Save or purge information on database.</li> <li>f. Complete end of mission report and pass on to supported commander.</li> </ol> </li> <li>2. Clear all parameters and codes (commander's tactical terminal hybrid and ground data terminal are receive mode only).</li> <li>3. Enter quit panel and log off (record time of shutdown in system log).</li> <li>4. Clear digital codes from the following equipment:                             <ol style="list-style-type: none"> <li>a. TACFIRE KY-57 and VOICE.</li> <li>b. All source analysis system (ASAS) KY-68.</li> <li>c. Ground data terminal.</li> </ol> </li> <li>5. Clear all KG-84 frequencies.</li> <li>6. Clear all radio frequencies.</li> <li>7. Notify commander that mission is complete.</li> </ol>		

TASK PERFORMANCE / EVALUATION SUMMARY BLOCK							
ITERATION	1	2	3	4	5	M	TOTAL
TOTAL TASK STEPS EVALUATED							
TOTAL TASK STEPS "GO"							
TRAINING STATUS "GO"/"NO-GO"							

\* indicates a leader task step.



**SUPPORTING INDIVIDUAL TASKS**

<b>Task Number</b>	<b>Task Title</b>	<b>References</b>
113-573-8006	Use an Automated Signal Operation Instruction (SOI)	STP 21-24-SMCT
301-371-1052(SL1)	Protect Classified Information and Material	STP 21-1-SMCT
301-96H-1101	Prepare an AN/GRC-240 (VRC-83) Radio Set for Operation	STP 34-96H14-SM-TG
301-96H-1103	Operate STU III Fax/Phone	STP 34-96H14-SM-TG
301-96H-1104	Prepare Digital Subscriber Voice Terminal (DSVT) KY-68 for Data Communications	STP 34-96H14-SM-TG
301-96H-1250	Perform System Shut Down Procedures	STP 34-96H14-SM-TG
301-96H-2250	Prepare Common Ground Station (CGS) AN/TSQ-179 Post Mission Report	STP 34-96H14-SM-TG
301-96H-2251	Supervise Shutdown of Common Ground Station (CGS) AN/TSQ-179	STP 34-96H14-SM-TG
301-96H-2252	Perform Second Phase Analysis	STP 34-96H14-SM-TG
301-96H-3001	Implement Common Ground Station (CGS) AN/TSQ-179 Communication Security (COMSEC) Requirements	STP 34-96H14-SM-TG
301-96H-3002	Direct Common Ground Station Personnel in Implementation of Security in a Tactical Environment	STP 34-96H14-SM-TG
301-96H-3250	Supervise Post-Mission Operations	STP 34-96H14-SM-TG
301-96H-3251	Conduct a Post Mission Information Briefing	STP 34-96H14-SM-TG
301-96H-3301	Conduct Application Management in common Ground Station (CGS)	STP 34-96H14-SM-TG

SUPPORTING COLLECTIVE TASKS: NONE

OPFOR TASKS AND STANDARDS

**TASK: Conduct Air Attacks (34-OPFOR-1006)**

**CONDITION:** Opposing force (OPFOR) elements in the rear area have forwarded the coordinates of enemy facilities and elements. OPFOR aircraft have been dispatched to attack enemy installations or convoys.

**STANDARD:** Locate support sites, command and control facilities, and/or convoys. Attack runs on designated targets are conducted. Enemy equipment, supplies, and vehicles are destroyed and enemy personnel are killed.

**TASK: Disrupt Enemy Movement and Operations Using Persistent and Nonpersistent Chemical Weapons (34-OPFOR-1001)**

**CONDITION:** Conventional artillery weapons or aircraft are available to deliver chemical weapons. Routes and key bases in the rear area have been selected.

**STANDARD:** Chemical agents are delivered into targeted areas. The movement of enemy supplies and equipment to forward areas is delayed by disrupting command and control systems. Enemy movement is successfully channeled into predesignated ambush areas. Enemy supplies and equipment are contaminated. A high rate of casualties is inflicted on enemy forces.

**TASK: Conduct Aerial Reconnaissance (34-OPFOR-1007)**

**CONDITION:** OPFOR HQ requires intelligence on the location and identification of enemy elements. Aircraft is dispatched to take photographs and conduct a visual inspection of enemy area.

**STANDARD:** Locate and photograph enemy positions in assigned sectors, including support and storage bases and command and control facilities. Visual checks are conducted when possible. The enemy is not engaged. Priority intelligence requests and other information requirements (IRs) are reported to OPFOR HQ.

**TASK: Disrupt Enemy Movement and Operations Using Tactical Nuclear Weapons (34-OPFOR-1002)**

**CONDITION:** Orders have been received to use tactical nuclear weapons in the enemy's rear area. Key locations have been identified.

**STANDARD:** Tactical nuclear missiles are delivered on target. Movement of equipment and supplies is disrupted or delayed to forward areas. Enemy equipment and supplies are destroyed. A high rate of nuclear casualties is inflicted among enemy troops.

**ELEMENT:** TUAV Platoon Headquarters

**TASK: Prepare the Common Ground Station (CGS) for Redeployment (34-5-0054)**

(FM 34-80)

(FM 34-10)

**ITERATION:** 1 2 3 4 5 M (Circle)

**COMMANDER/LEADER ASSESSMENT:** T P U (Circle)

**CONDITIONS:** The common ground station (CGS) has been ordered to redeploy. The CGS team completes mission operations and begins post-mission operations. TM 11-5865-322-10-1 is available. Some iterations of this task should be performed in mission-oriented protective posture level 4 (MOPP4).

**TASK STANDARDS:** The CGS team completes all teardown procedures and is ready for redeployment in accordance with timelines issued by the commander.

TASK STEPS AND PERFORMANCE MEASURES	GO	NO-GO
<ol style="list-style-type: none"> <li>1. Remove and stow camouflage.</li> <li>2. Complete teardown procedures.                             <ol style="list-style-type: none"> <li>a. Mission shelter.                                     <ol style="list-style-type: none"> <li>(1) Press the system shutdown button.</li> <li>(2) Wait for system automatic countdown.</li> <li>(3) Power down mission equipment in accordance with the technical manual.</li> <li>(4) Turn off mission shelter in accordance with the technical manual.</li> <li>(5) After power is turned off, give the "OK" signal to the generator team.</li> <li>(6) Remove and store frequency modulated antennas.</li> <li>(7) Store ultrahigh frequency (UHF) antenna.</li> <li>(8) Replace the air conditioner cover.</li> </ol> </li> <li>b. Generator (AFTER RECEIVING THE "OK" SIGNALS!).                                     <ol style="list-style-type: none"> <li>(1) Toggle the close/open circuit to open.</li> <li>(2) Turn off generators in accordance with the technical manual.</li> <li>(3) Disconnect power cables from shelters.</li> <li>(4) Store power cables.</li> </ol> </li> <li>c. Mission shelter.                                     <ol style="list-style-type: none"> <li>(1) Remove and store grounding cables.</li> <li>(2) Remove and store grounding rods.</li> <li>(3) Store slide hammer and ladder.</li> <li>(4) Store chock.</li> </ol> </li> <li>d. Generator.                                     <ol style="list-style-type: none"> <li>(1) Store grounding cables.</li> <li>(2) Store grounding rods.</li> <li>(3) Store slide hammer.</li> <li>(4) Store fire extinguishers.</li> <li>(5) Store fuel cans.</li> </ol> </li> <li>e. Mission shelter—Start ground guide instructions.</li> <li>f. Mission support—Start support truck.</li> <li>g. Generator—Ground guide trucks to generators.</li> </ol> </li> </ol>		

TASK STEPS AND PERFORMANCE MEASURES	GO	NO-GO
h. Mission shelter—Follow ground guide instructions. i. Mission support—Follow ground guide instructions. j. Generator. (1) Hook up towing pintle to truck. (2) Connect trailer chains to truck. (3) Connect trailer lighting cables. (4) Conduct lights check. (5) Remove and store leveling legs. (6) Release trailer brakes. 3. Move out in accordance with the operation order (OPORD).		

TASK PERFORMANCE / EVALUATION SUMMARY BLOCK							
ITERATION	1	2	3	4	5	M	TOTAL
TOTAL TASK STEPS EVALUATED							
TOTAL TASK STEPS "GO"							
TRAINING STATUS "GO"/"NO-GO"							

\* indicates a leader task step.

**SUPPORTING INDIVIDUAL TASKS**

Task Number	Task Title	References
071-329-1006	Navigate From One Point on the Ground to Another Point While Dismounted	STP 21-24-SMCT
113-571-1004	Operate in a Radio Network	STP 34-96H14-SM-TG
113-587-2071	Operate SINGARS Frequency Hopping (FH) (NET MEMBERS)	STP 34-96H14-SM-TG
301-371-1052(SL1)	Protect Classified Information and Material	STP 34-96H14-SM-TG
301-96H-3002	Direct Common Ground Station Personnel in Implementation of Security in a Tactical Environment	STP 34-96H14-SM-TG
551-88N-0002(SL2)	Prepare for Unit Movement	STP 21-24-SMCT
551-88N-0003(SL4)	Plan Unit Move	STP 21-24-SMCT
551-88N-0004(SL3)	Coordinate Unit Movement	STP 21-24-SMCT
850-001-2000(SL2)	Employ Accident Prevention Measures and Risk Management Process	STP 21-24-SMCT
850-001-3001(SL3)	Control Mission Safety Hazard	STP 21-24-SMCT
850-001-4001(SL4)	Integrate Risk Management Into Platoon	STP 21-24-SMCT

SUPPORTING COLLECTIVE TASKS: NONE

OPFOR TASKS AND STANDARDS

**TASK: Attack (34-OPFOR-1010)**

**CONDITION:** Enemy rear area support base has been located. Priority intelligence requirements (PIRs) and other intelligence requirements have been obtained by opposing force (OPFOR) patrols. Element has automatic and antiarmor weapons, and light mortars. Element is approximately the size of two platoons.

**STANDARD:** An attack plan is developed. An attack is initiated using a scheme of maneuver that exploits enemy flanks, gaps, and weaknesses. Covered and concealed routes are used to approach enemy areas. Employ indirect fire to support attack. Penetrate enemy defenses. Destroy equipment and supplies, inflict casualties, isolate the support base, and block reinforcements. The enemy unit is forced to displace.

**TASK: Conduct Air Attacks (34-OPFOR-1006)**

**CONDITION:** OPFOR elements in the rear area have forwarded the coordinates of enemy facilities and elements. OPFOR aircraft have been dispatched to attack enemy installations or convoys.

**STANDARD:** Locate support sites, command and control facilities, and/or convoys. Attack runs on designated targets are conducted. Enemy equipment, supplies, and vehicles are destroyed and enemy personnel are killed.

**TASK: Disrupt Enemy Movement and Operations Using Persistent and Nonpersistent Chemical Weapons (34-OPFOR-1001)**

**CONDITION:** Conventional artillery weapons or aircraft are available to deliver chemical weapons. Routes and key bases in the rear area have been selected.

**STANDARD:** Chemical agents are delivered into targeted areas. The movement of enemy supplies and equipment to forward areas is delayed by disrupting command and control systems. Enemy movement is successfully channeled into predesignated ambush areas. Enemy supplies and equipment are contaminated. A high rate of casualties is inflicted on enemy forces.

**TASK: Conduct Aerial Reconnaissance (34-OPFOR-1007)**

**CONDITION:** OPFOR HQ requires intelligence on the location and identification of enemy elements. Aircraft is dispatched to take photographs and conduct a visual inspection of enemy area.

**STANDARD:** Locate and photograph enemy positions in assigned sectors, including support and storage bases and command and control facilities. Visual checks are conducted when possible. The enemy is not engaged. Priority intelligence requests and other information requirements (IRs) are reported to OPFOR HQ.

**TASK: Disrupt Enemy Movement and Operations Using Tactical Nuclear Weapons (34-OPFOR-1002)**

**CONDITION:** Orders have been received to use tactical nuclear weapons in the enemy's rear area. Key locations have been identified.

**STANDARD:** Tactical nuclear missiles are delivered on target. Movement of equipment and supplies is disrupted or delayed to forward areas. Enemy equipment and supplies are destroyed. A high rate of nuclear casualties is inflicted among enemy troops.

**TASK: Conduct Hasty Ambush (34-OPFOR-1003)**

**CONDITION:** OPFOR element is moving in a concealed area when an enemy element is reported moving along an adjacent route.

**STANDARD:** The ambush site is prepared before the arrival of the enemy element. The enemy force is surprised and casualties are inflicted within the designated kill zone. Delay enemy march element from reaching its specified destination. Withdraw, on order, within two minutes of ambush initiation. Report results of mission to headquarters.

**TASK: Conduct Raid (34-OPFOR-1009)**

**CONDITION:** OPFOR element has occupied an objective rally point and has orders to conduct a raid on a rear area base.

**STANDARD:** Surprise the enemy forces. Assault enemy support base and accomplish assigned tasks. Specified equipment and supplies are destroyed. Decisive engagement is avoided. All personnel are withdrawn from the area within the prescribed time. The collected intelligence data satisfies the priority intelligence requirements (PIRs).

**TASK: Maintain Contact (34-OPFOR-1011)**

**CONDITION:** OPFOR element is tactically engaged with enemy base defense forces. Enemy forces are withdrawing under pressure.

**STANDARD:** Decisively engage the enemy forces. As the enemy withdraws, the unit or force advances, maintaining contact.

**TASK: Conduct Deliberate Ambush (34-OPFOR-1004)**

**CONDITION:** OPFOR element is operating along an enemy major supply route. Intelligence has reported an enemy convoy approaching the element. Headquarters has ordered complete destruction of the march element. The march element is approximately 15 minutes from the ambush point. OPFOR element possesses automatic weapons, antiarmor weapons, and command-detonated mines.

**STANDARD:** Prepare ambush site before arrival of enemy convoy. Surprise enemy forces. Force enemy march element to halt in kill zone. Kill, wound, or capture enemy personnel and destroy all vehicles and equipment. Consolidate and withdraw from the area on order. Results of the mission are reported to headquarters.

**ELEMENT:** Analysis and Control Team

**TASK: Employ Security Measures (Brigade) (34-6-0405)**

(FM 3-19.30)  
(FM 34-80)

(AR 380-5)

(FM 2-0)

**ITERATION:** 1 2 3 4 5 M (Circle)

**COMMANDER/LEADER ASSESSMENT:** T P U (Circle)

**CONDITIONS:** Classified reports and information from higher, lower, and adjacent units have been received. The materials are stored and used in the brigade intelligence (S2) section and the analysis and control team. An emergency evacuation and destruction plan has been prepared. Some iterations of this task should be performed in mission-oriented protective posture level 4 (MOPP4).

**TASK STANDARDS:** Deny unauthorized access to classified information.

TASK STEPS AND PERFORMANCE MEASURES	GO	NO-GO
<p>*1. Coordinate the personnel security clearance program.</p> <ul style="list-style-type: none"> <li>a. Coordinate with the adjutant (S1) and operations officer (S3) to determine the degree of security clearance required for each duty position in the headquarters and subordinate units.</li> <li>b. Supervise the submission of appropriate forms, documents, and requests for security clearances.</li> <li>c. Maintain a roster of unit personnel, which indicates their security clearance level. Distribute copies to headquarters and subordinate units, as required.</li> <li>d. Initiate and review security suspension and revocation.</li> </ul> <p>2. Administer the information security program.</p> <ul style="list-style-type: none"> <li>a. Ensure the classification of documents is monitored.</li> <li>b. Ensure access, dissemination, and accounting procedures for classified documents are established for the headquarters. Ensure these procedures are monitored in subordinate units.</li> <li>c. Supervise and monitor the storage and safekeeping of classified information in the headquarters and subordinate units.</li> <li>d. Submit reports of loss or compromise of classified information.</li> <li>e. Ensure the transfer and transmission of classified information in the headquarters and subordinate units are supervised and monitored.</li> <li>f. Establish classified information destruction and disposal procedures for the headquarters and supervise and monitor these procedures in subordinate units.</li> <li>g. Coordinate with direct support (DS) military intelligence (MI) company counterintelligence—or supporting counterintelligence if not organic to the DS MI company—to assist the brigade S3 operations security officer in the plan to monitor security in the brigade area of operations.</li> </ul>		

TASK STEPS AND PERFORMANCE MEASURES	GO	NO-GO
<p><b>3.</b> Administer the sensitive compartmented information security program.</p> <hr/> <p><b>Note:</b> If the brigade does not have sensitive compartmented information material to protect, perform subtasks 3a. through 3d. Still apply for the administration of the brigade's physical security plan.</p> <hr/> <ul style="list-style-type: none"> <li><b>a.</b> Prepare, along with the headquarters commander, a physical security plan for inside the battalion tactical operations center (TOC).</li> <li><b>b.</b> Establish a program to control access to facilities.</li> <li><b>c.</b> Advise the headquarters commander on the threat to ensure an adequate security force is provided to the TOC.</li> <li><b>d.</b> Supervise security procedures for communications electronic facilities.</li> <li><b>e.</b> Supervise the tactical sensitive compartmented information facility.</li> <li><b>f.</b> Ensure battalion sensitive compartmented information management, handling, production, and dissemination are consistent with national-level regulations and local procedures established by the division or corps special security officer.</li> </ul> <p><b>4.</b> Support force protection operations.</p> <ul style="list-style-type: none"> <li><b>a.</b> Coordinate with the force protection officer for named area of interest development based upon threat and friendly capabilities.</li> <li><b>b.</b> Maintain an incident log to track possible terrorist threat activities.</li> <li><b>c.</b> Coordinate for recurring force protection threat updates with higher and adjacent units.</li> </ul>		

TASK PERFORMANCE / EVALUATION SUMMARY BLOCK							
ITERATION	1	2	3	4	5	M	TOTAL
TOTAL TASK STEPS EVALUATED							
TOTAL TASK STEPS "GO"							
TRAINING STATUS "GO"/"NO-GO"							

\* indicates a leader task step.

**SUPPORTING INDIVIDUAL TASKS**

Task Number	Task Title	References
301-371-1050(SL1)	Implement Operations Security (OPSEC) Measures	STP 21-1-SMCT
301-96B-1003	Protect Classified Information and Material	STP 34-96B15-SM-TG
301-A96-2153	Perform Security Audit Trail Operations	STP 34-96B15-SM-TG
805C-PAD-3591(SL3)	Protect Classified Information and Materials	STP 21-24-SMCT



SUPPORTING COLLECTIVE TASKS: NONE

OPFOR TASKS AND STANDARDS

**TASK: Conduct Terrorist and Saboteur Attacks (34-OPFOR-1013)**

**CONDITION:** Opposing force (OPFOR) dispatches small team(s) into enemy rear area to disrupt support operations.

**STANDARD:** Locate rear support bases and command and control facilities. Rear area support operations are delayed and disrupted. Rear area bases are infiltrated to conduct sabotage and terrorist activities. Supplies and equipment are destroyed and casualties are inflicted.

**TASK: Conduct Air Attacks (34-OPFOR-1006)**

**CONDITION:** OPFOR elements in the rear area have forwarded the coordinates of enemy facilities and elements. OPFOR aircraft have been dispatched to attack enemy installations or convoys.

**STANDARD:** Locate support sites, command and control facilities, and/or convoys. Attack runs on designated targets are conducted. Enemy equipment, supplies, and vehicles are destroyed and enemy personnel are killed.

**TASK: Disrupt Enemy Movement and Operations Using Tactical Nuclear Weapons (34-OPFOR-1002)**

**CONDITION:** Orders have been received to use tactical nuclear weapons in the enemy's rear area. Key locations have been identified.

**STANDARD:** Tactical nuclear missiles are delivered on target. Movement of equipment and supplies is disrupted or delayed to forward areas. Enemy equipment and supplies are destroyed. A high rate of nuclear casualties is inflicted among enemy troops.

**TASK: Attack (34-OPFOR-1010)**

**CONDITION:** Enemy rear area support base has been located. Priority intelligence requirements (PIRs) and other intelligence requirements have been obtained by OPFOR patrols. Element has automatic and antiarmor weapons, and light mortars. Element is approximately the size of two platoons.

**STANDARD:** An attack plan is developed. An attack is initiated using a scheme of maneuver that exploits enemy flanks, gaps, and weaknesses. Covered and concealed routes are used to approach enemy areas. Employ indirect fire to support attack. Penetrate enemy defenses. Destroy equipment and supplies, inflict casualties, isolate the support base, and block reinforcements. The enemy unit is forced to displace.

**TASK: Conduct Raid (34-OPFOR-1009)**

**CONDITION:** OPFOR element has occupied an objective rally point and has orders to conduct a raid on a rear area base.

**STANDARD:** Surprise the enemy forces. Assault enemy support base and accomplish assigned tasks. Specified equipment and supplies are destroyed. Decisive engagement is avoided. All personnel are withdrawn from the area within the prescribed time. The collected intelligence data satisfies the PIRs.

**TASK: Maintain Contact (34-OPFOR-1011)**

**CONDITION:** OPFOR element is tactically engaged with enemy base defense forces. Enemy forces are withdrawing under pressure.

**STANDARD:** Decisively engage the enemy forces. As the enemy withdraws, the unit or force advances, maintaining contact.

**ELEMENT:** ANAL & CON TEAM

**TASK: Conduct Intelligence Preparation of the Battlefield (IPB) in Support of Urban Operations (BDE) (34-6-2002)**

(FM 34-130)  
(FM 2-0)

(FM 101-5)  
(FM 34-8)

(FM 101-5-1)  
(FM 34-80)

**ITERATION:** 1 2 3 4 5 M (Circle)

**COMMANDER/LEADER ASSESSMENT:** T P U (Circle)

**CONDITIONS:** The unit has received an operation order (OPORD) or fragmentary order (FRAGO) to conduct intelligence preparation of the battlefield (IPB) in support of urban operations at the location and time specified. The order includes all applicable overlays and or graphics. The staff is assembled to conduct IPB as part of the Military Decision Making Process (MDMP). All necessary personnel and equipment are available. The unit has communications with higher, adjacent, subordinate, and supporting elements. The unit has been provided guidance on the rules of engagement (ROE) and rules of interaction (ROI). Coalition forces and noncombatants may be present in the operational environment. Performance of this task may occur in an asymmetric environment containing imbalanced ideological, cultural, technological and/or threat military capabilities. Some iterations of this task should be performed in MOPP4.

**TASK STANDARDS:** Define the battlefield environment and describe the battlefield effects as part of the intelligence preparation of the battlefield (IPB) process in accordance with (IAW) the tactical standing operating procedures (TSOP), appropriate field manuals, the OPORD, and or higher command guidance. The unit complies with the ROE and ROI.

TASK STEPS AND PERFORMANCE MEASURES	GO	NO-GO
<p>1. Define the area of interest (AI).</p> <ul style="list-style-type: none"> <li>a. Identify urban area as a large city (population &gt; 100,000), a town or small city (3,000 to 100,000), a village (population &lt; 3,000).</li> <li>b. Establish exact population figures.</li> <li>c. Determine if the population is homogenous, cohesive, or fractionally splintered.</li> <li>d. Evaluate existing databases to identify gaps in intelligence.</li> <li>e. Collect the required intelligence.</li> <li>f. Identify significant characteristics of the AI and AO.</li> </ul> <p>2. Analyze and describe building and street patterns.</p> <ul style="list-style-type: none"> <li>a. Identify lines of communications (LOCs) in the AI.</li> <li>b. Identify dense and random construction areas.</li> <li>c. Establish dispersed residential areas.</li> <li>d. Identify high-rise areas.</li> <li>e. Identify industrial and transportation areas.</li> </ul> <hr/> <p><b>Note:</b> The combination of built-up areas, LOCs, and natural terrain results in the formation of urban patterns that impact on operations. Subdivide the AI into the appropriate urban patterns.</p> <hr/> <p>3. Analyze and describe the military aspects of terrain on friendly and enemy courses of action (COAs).</p> <ul style="list-style-type: none"> <li>a. Conduct terrain analysis of the battlefield area and identify military aspects of the terrain.                             <ul style="list-style-type: none"> <li>(1) Determine observation and fields of fire in the AO and AI.</li> <li>(2) Identify areas of cover and concealment.</li> </ul> </li> </ul>		

TASK STEPS AND PERFORMANCE MEASURES	GO	NO-GO
<ul style="list-style-type: none"> <li>(3) Identify obstacles.</li> <li>(4) Identify key terrain.</li> <li>(5) Identify and analyze enemy avenues of approach and mobility corridors in the AO and AI.</li> <li>b. Determine other characteristics of the battlefield that could effect operations. This can be accomplished through identification of:               <ul style="list-style-type: none"> <li>(1) Identify population demographics.                   <ul style="list-style-type: none"> <li>(a) Ethnic and cultural groups.</li> <li>(b) Religious groups.</li> <li>(c) Language and literacy capabilities.</li> <li>(d) Age distribution.</li> </ul> </li> <li>(2) Identify local historical perspective.</li> <li>(3) Identify governmental, political, or socioeconomic factors.                   <ul style="list-style-type: none"> <li>(a) Local governmental structure and organization.</li> <li>(b) Local political factions.</li> <li>(c) Existing nongovernmental organizations (NGO).</li> <li>(d) Tribes or clans.</li> <li>(e) Paramilitary organizations.</li> <li>(f) Organized crime or gangs.</li> </ul> </li> <li>(4) Infrastructures.                   <ul style="list-style-type: none"> <li>(a) Transportation network facilities.</li> <li>(b) Telecommunication network facilities.</li> <li>(c) Electrical stations and substations.</li> <li>(d) Water distribution facilities.</li> </ul> </li> </ul> </li> <li>4. Perform a detailed analysis of mobility corridors and avenues of approach.               <ul style="list-style-type: none"> <li>a. Analyze subterranean avenues (subway and sewer systems).</li> <li>b. Analyze ground level mobility corridors (roadways and highways).</li> <li>c. Analyze building area mobility corridors (alleys and lanes).</li> <li>d. Analyze above ground avenues of approach (rooftops and upper story windows).</li> <li>e. Identify overpasses and elevated walk-ways.</li> <li>f. Identify air avenues of approach.</li> </ul> </li> <li>5. Create or update threat doctrine or patterns of operation to doctrinal templates.               <ul style="list-style-type: none"> <li>a. The analysis and control team describes threat tactics and options.</li> <li>b. The analysis and control team identifies those communications high-value targets and nodes critical to the completion of the threat's mission.                   <ul style="list-style-type: none"> <li>(1) Military communications facilities.</li> <li>(2) Radio station facilities.</li> <li>(3) Television station facilities.</li> <li>(4) Communications towers.</li> <li>(5) Emergency service communications (police, fire, medical) facilities.</li> </ul> </li> <li>c. The analysis and control team identifies threat capabilities, vulnerabilities, COAs, supporting missions, and other actions that can influence friendly operations.                   <ul style="list-style-type: none"> <li>(1) Choke points.</li> <li>(2) Funnel-effect areas.</li> <li>(3) Areas subject to blocking or obstacles.</li> </ul> </li> </ul> </li> </ul>		

TASK STEPS AND PERFORMANCE MEASURES	GO	NO-GO
<p>6. Identify the threat's likely objectives and desired end state beginning with the threat command one level above and repeating the process through two levels below.</p> <ul style="list-style-type: none"> <li>a. Identify and analyze the full set of COAs available to the threat in accordance with FM 34-130.                             <ul style="list-style-type: none"> <li>(1) Analyzes the feasibility of each threat COA in terms of time, space, resources, and the force ratios required to accomplish its objective(s).</li> <li>(2) Identifies the uniqueness and suitability of each threat COA.</li> <li>(3) Determines the acceptability of risk to threat forces for each COA.</li> <li>(4) Determines whether the COAs are consistent with threat doctrine.</li> <li>(5) Determines if the threat COA effectively supports the perceived objective and task/purpose of its higher echelons, two echelons up if possible (i.e., Will a battalion's COA support its division and Army's objectives?).</li> </ul> </li> <li>b. Develop each COA in the amount of detail time allows.</li> <li>c. Evaluate and prioritize each COA.                             <ul style="list-style-type: none"> <li>(1) Determine the most dangerous threat COA.</li> <li>(2) Determine the most likely threat COA.</li> </ul> </li> </ul> <p>7. Confirm or deny the existing estimate of the enemy's COA and update the estimate based on current intelligence, weather, and terrain data.</p> <p>8. Recommend changes to priority intelligence requests and high-payoff targets based on the most current assessment of threat.</p> <hr/> <p><b>Note:</b> When using the framework, the analyst must realize that these considerations are part of step 2 of the IBP process: describe the battlefield environment. Analysis using this framework can usually finish well before the military decision making process starts for the operation. The analysts must still complete step 1 through 4 of the IBP process as described in FM 34-130. The framework provided should be seen as solely an "up front" analytical tool applied to the very specific demands of the urban environment.</p>		

TASK PERFORMANCE / EVALUATION SUMMARY BLOCK							
ITERATION	1	2	3	4	5	M	TOTAL
TOTAL TASK STEPS EVALUATED							
TOTAL TASK STEPS "GO"							
TRAINING STATUS "GO"/"NO-GO"							

\* indicates a leader task step.

**SUPPORTING INDIVIDUAL TASKS**

Task Number	Task Title	References
071-332-5000(SL3)	Prepare an Operation Overlay	STP 21-24-SMCT
071-332-5021(SL3)	Prepare a Situation Map	STP 21-24-SMCT
301-371-1000(SL1)	Report Intelligence Information	STP 21-1-SMCT

**SUPPORTING INDIVIDUAL TASKS**

<b>Task Number</b>	<b>Task Title</b>	<b>References</b>
301-96B-1000	Determine Map Products in Support of Operations	STP 34-96B15-SM-TG
301-96B-1001	Translate Incoming Information Into Military Symbology	STP 34-96B15-SM-TG
301-96B-1053	Draft Paragraphs 2 and 3 of the Intel Annex	STP 34-96B15-SM-TG
301-96B-1103	Conduct a Military Intelligence Briefing	STP 34-96B15-SM-TG
301-96B-1104	Conduct Intelligence Research	STP 34-96B15-SM-TG
301-96B-1152	Determine Weather Effects on Operations	STP 34-96B15-SM-TG
301-96B-1153	Develop a Situation Template	STP 34-96B15-SM-TG
301-96B-1154	Draft Event Template/Event Matrix	STP 34-96B15-SM-TG
301-96B-1156	Determine Area of Interest (AI)	STP 34-96B15-SM-TG
301-96B-1158	Determine Information Gaps and Discrepancies in Threat Holdings	STP 34-96B15-SM-TG
301-96B-1159	Determine Effects of Local Population and Demographics on Military Operations	STP 34-96B15-SM-TG
301-96B-1160	Develop an Incident Overlay	STP 34-96B15-SM-TG
301-96B-1404	Maintain the Situation Map (SITMAP)	STP 34-96B15-SM-TG
301-96B-1452	Develop Association and Activities Matrixes	STP 34-96B15-SM-TG
301-96B-1453	Develop Pattern Analysis Tools	STP 34-96B15-SM-TG
301-96B-2054	Draft Priority Intelligence Requirements (PIRs) and Information Requirements (IRs)	STP 34-96B15-SM-TG
301-96B-2156	Review Identified Information Gaps and Discrepancies in Threat Holdings	STP 34-96B15-SM-TG
301-96B-2351	Supervise Development and Maintenance of Situation Map (SITMAP)	STP 34-96B15-SM-TG
301-96B-2450	Determine Significance of Incoming Information	STP 34-96B15-SM-TG
301-96B-3100	Review Intelligence Products for Dissemination	STP 34-96B15-SM-TG
301-96B-3154	Supervise Development of the Intelligence Preparation of the Battlefield (IPB) Products	STP 34-96B15-SM-TG
301-96B-3156	Assist in the Development of the Decision Support Template	STP 34-96B15-SM-TG

**SUPPORTING COLLECTIVE TASKS**

<b>Task Number</b>	<b>Task Title</b>	<b>References</b>
34-6-2003	Conduct Intelligence Preparation of the Battlefield (IPB) (BDE)	ARTEP 34-144-30-MTP ARTEP 34-308-30-MTP ARTEP 34-353-30-MTP ARTEP 34-355-MTP ARTEP 34-357-30-MTP ARTEP 34-363-30-MTP ARTEP 34-363-32-MTP ARTEP 34-387-30-MTP ARTEP 34-393-30-MTP ARTEP 34-397-30-MTP

OPFOR TASKS AND STANDARDS

**TASK: Disrupt Enemy Movement and Operations Using Persistent and Non-Persistent Chemical Weapons (34-OPFOR-1001)**

**CONDITION:** Conventional artillery weapons or aircraft are available to deliver chemical weapons. Routes and key bases in the rear area have been selected.

**STANDARD:** Chemical agents were delivered into targeted areas. The movement of enemy supplies and equipment to forward areas was delayed by disrupting command and control systems. Enemy movement was successfully channeled into predesignated ambush areas. Enemy supplies and equipment were contaminated. A high rate of casualties was inflicted on enemy forces.

**TASK: Disrupt Enemy Movement and Operations Using Tactical Nuclear Weapons (34-OPFOR-1002)**

**CONDITION:** Orders have been received to use tactical nuclear weapons in the enemy's rear area. Key locations have been identified.

**STANDARD:** Tactical nuclear missiles are delivered on target. Movement of equipment and supplies is disrupted or delayed to forward areas. Enemy equipment and supplies are destroyed. A high rate of nuclear casualties is inflicted among enemy troops.

**TASK: Conduct Air Attacks (34-OPFOR-1006)**

**CONDITION:** OPFOR elements in the rear area have forwarded the coordinates of enemy facilities/elements. OPFOR aircraft have been dispatched to attack enemy installations or convoys.

**STANDARD:** Locate support sites, command and control facilities, and/or convoys. Attack runs on designated targets are conducted. Enemy equipment, supplies, and vehicles are destroyed and enemy personnel are killed.

**TASK: Conduct Aerial Reconnaissance (34-OPFOR-1007)**

**CONDITION:** OPFOR HQ requires intelligence on the location and identification of enemy elements. Aircraft is dispatched to take photographs and conduct a visual inspection of enemy area.

**STANDARD:** Locate and photograph enemy positions in assigned sectors, to include support and storage bases and command and control facilities. Visual checks are conducted when possible. The enemy is not engaged. Priority intelligence requests and other information requirements (IRs) are reported to OPFOR HQ.

**ELEMENT:** Analysis and Control Team

**TASK: Conduct Intelligence Preparation of the Battlefield (IPB) (BDE) (34-6-2003)**

(FM 34-130)  
(FM 2-0)

(FM 101-5)  
(FM 34-80)

(FM 101-5-1)

**ITERATION:** 1 2 3 4 5 M (Circle)

**COMMANDER/LEADER ASSESSMENT:** T P U (Circle)

**CONDITIONS:** Given a deployed brigade intelligence officer (S2)/analysis and control team; incoming all source intelligence and information from higher, adjacent, and subordinate elements; enemy order of battle; knowledge of threat doctrine; commander's initial planning guidance; refined data from the division's terrain team and staff weather officer; a personal computer-based tactical local area network (LAN) and the all source analysis system-remote workstation (ASAS-RWS). Some iterations of this task should be performed in mission-oriented protective posture level 4 (MOPP4).

**TASK STANDARDS:** The analysis and control team conducts intelligence preparation of the battlefield that accurately defines the battlefield area, describes the effects of weather and terrain on the battlefield, and evaluates the threat. Provides supporting templates and reports that assist the staff in determining courses of action and mission planning.

TASK STEPS AND PERFORMANCE MEASURES	GO	NO-GO
<p>*1. Establish coordination with other staff elements in accordance with the unit tactical standing operating procedures (TSOP).</p> <p>2. Define the battlefield area.</p> <ul style="list-style-type: none"> <li>a. Coordinate with the division terrain team or attached engineer unit for engineer terrain analysis of the battlefield.</li> <li>b. Identify the amount of detail required and feasibility in the time available.</li> <li>c. Identify the limits of the brigade's area of operations and battlespace.</li> <li>d. Establish the limits of the brigade's area of interest.</li> <li>e. Evaluate existing databases to identify gaps in intelligence.</li> <li>f. Collect the required intelligence.</li> <li>g. Identify significant characteristics of the area of operations and area of interest.</li> </ul> <p>3. Analyze and describe terrain and weather effects on friendly and enemy courses of action (COAs). Coordinate with the analysis and control element for initial collection requirements to fill database gaps.</p> <ul style="list-style-type: none"> <li>a. Conduct terrain analysis of the battlefield area and identify military aspects of the terrain.               <ul style="list-style-type: none"> <li>(1) Determine observation and fields of fire in the area of operations and area of interest .</li> <li>(2) Identify areas of cover and concealment.</li> <li>(3) Identify obstacles.</li> <li>(4) Identify key terrain.</li> <li>(5) Identify and analyze enemy avenues of approach and mobility corridors in the area of operations and area of interest. (Attack/counterattack forces should be tailored to a specific unit type, that is, heavy, light, airborne forces, etc.)</li> </ul> </li> </ul>		

TASK STEPS AND PERFORMANCE MEASURES	GO	NO-GO
<p><b>Note:</b> In some units, the assistant brigade engineer briefs terrain, while the S2 focuses on the effects of terrain on the enemy.</p> <ul style="list-style-type: none"> <li>b. Determine the military aspects of weather on military operations.               <ul style="list-style-type: none"> <li>(1) Coordinate with the staff weather officer.</li> <li>(2) Evaluate the effects of visibility within the area of operations and area of interest .</li> <li>(3) Evaluate the effects of wind.</li> <li>(4) Evaluate the effects of precipitation.</li> <li>(5) Evaluate the effects of cloud cover.</li> <li>(6) Evaluate the effects of temperature and humidity.</li> </ul> </li> <li>c. Determine other characteristics of the battlefield that could affect operations. This can be accomplished through identification of—               <ul style="list-style-type: none"> <li>(1) Demographic, political, and socioeconomic factors.</li> <li>(2) Infrastructures (transportation, telecommunications, etc.).</li> </ul> </li> </ul> <p>4. Prepare a modified combined obstacle overlay (if not already prepared by the engineer terrain team).</p> <p>5. Create or update threat doctrine or patterns of operation to doctrinal templates.</p> <ul style="list-style-type: none"> <li>a. Describe threat tactics and options.</li> <li>b. Identify those high-value targets critical to the completion of the threat commander's mission.</li> <li>c. Identify threat capabilities, vulnerabilities, COAs, supporting missions, and other actions that can influence friendly operations.</li> <li>d. Develop situation templates in accordance with FM 34-130 that graphically depict doctrinal threat dispositions—given terrain constraints in the area of operations and area of interest—should the threat adopt a particular COA.</li> <li>e. Develop event templates, in accordance with FM 34-130, that depict where and when to collect information that will indicate which COA the threat has adopted.               <ul style="list-style-type: none"> <li>(1) Develop new named areas of interest at specific points, routes, or areas within the area of operations and area of interest that match natural terrain features and arbitrary features, such as time phase lines or engagement areas. Also include collection targets that exist in the electromagnetic spectrum.</li> <li>(2) Develop an event matrix that provides details on the type of threat activity expected in each named area of interest, when the named area of interest is expected to be active, and its relationship to other battlefield events.</li> </ul> </li> </ul> <p>6. Identify the threat's likely objectives and desired end state beginning with the threat command one level above and repeating the process through two levels below.</p> <ul style="list-style-type: none"> <li>a. Identify and analyze the full set of COAs available to the threat in accordance with FM 34-130.               <ul style="list-style-type: none"> <li>(1) Analyze the feasibility of each threat COA in terms of time, space, resources, and the force ratios required to accomplish its objective(s).</li> <li>(2) Identify the uniqueness and suitability of each threat COA.</li> </ul> </li> </ul>		



TASK STEPS AND PERFORMANCE MEASURES	GO	NO-GO
<p>(3) Determine the acceptability of risk to threat forces for each COA.</p> <p>(4) Determine whether the COAs are consistent with threat doctrine.</p> <p>(5) Determine if the threat COA effectively supports the perceived objective and task/purpose of its higher echelons—two echelons up, if possible. (That is, will a regiment's COA support its division and Army's objectives?)</p> <p>b. Develop each COA in the amount of detail time allows.</p> <p>c. Evaluate and prioritize each COA.</p> <p>(1) Determine the most dangerous threat COA.</p> <p>(2) Determine the most likely threat COA.</p> <p>7. Assist the battle staff in the production of the decision support template through the wargaming process and other intelligence preparation of the battlefield products already developed.</p> <p>8. Confirm or deny the existing estimate of the enemy's COA and update the estimate based on current intelligence, weather, and terrain data.</p> <p>9. Recommend changes to priority intelligence requests and high-payoff targets based on the most current assessment of threat.</p>		

TASK PERFORMANCE / EVALUATION SUMMARY BLOCK							
ITERATION	1	2	3	4	5	M	TOTAL
TOTAL TASK STEPS EVALUATED							
TOTAL TASK STEPS "GO"							
TRAINING STATUS "GO"/"NO-GO"							

\* indicates a leader task step.

**SUPPORTING INDIVIDUAL TASKS**

Task Number	Task Title	References
071-332-5000(SL3)	Prepare an Operation Overlay	STP 21-24-SMCT
071-332-5021(SL3)	Prepare a Situation Map	STP 21-24-SMCT
301-371-1000(SL1)	Report Intelligence Information	STP 21-1-SMCT
301-371-1052(SL1)	Protect Classified Information and Material	STP 21-1-SMCT
301-96B-3154	Supervise Development of the Intelligence Preparation of the Battlefield (IPB) Overlays	STP 34-96B15-SM-TG

SUPPORTING COLLECTIVE TASKS: NONE

OPFOR TASKS AND STANDARDS

**TASK: Conduct Air Attacks (34-OPFOR-1006)**

**CONDITION:** Opposing force (OPFOR) elements in the rear area have forwarded the coordinates of enemy facilities and elements. OPFOR aircraft have been dispatched to attack enemy installations or convoys.

**STANDARD:** Locate support sites, command and control facilities, and/or convoys. Attack runs on designated targets are conducted. Enemy equipment, supplies, and vehicles are destroyed and enemy personnel are killed.

**TASK: Conduct Aerial Reconnaissance (34-OPFOR-1007)**

**CONDITION:** OPFOR HQ requires intelligence on the location and identification of enemy elements. Aircraft is dispatched to take photographs and conduct a visual inspection of enemy area.

**STANDARD:** Locate and photograph enemy positions in assigned sectors, including support and storage bases and command and control facilities. Visual checks are conducted when possible. The enemy is not engaged. Priority intelligence requests and other information requirements (IRs) are reported to OPFOR HQ.

**TASK: Disrupt Enemy Movement and Operations Using Tactical Nuclear Weapons (34-OPFOR-1002)**

**CONDITION:** Orders have been received to use tactical nuclear weapons in the enemy's rear area. Key locations have been identified.

**STANDARD:** Tactical nuclear missiles are delivered on target. Movement of equipment and supplies is disrupted or delayed to forward areas. Enemy equipment and supplies are destroyed. A high rate of nuclear casualties is inflicted among enemy troops.

**TASK: Disrupt Enemy Movement and Operations Using Persistent and Nonpersistent Chemical Weapons (34-OPFOR-1001)**

**CONDITION:** Conventional artillery weapons or aircraft are available to deliver chemical weapons. Routes and key bases in the rear area have been selected.

**STANDARD:** Chemical agents are delivered into targeted areas. The movement of enemy supplies and equipment to forward areas is delayed by disrupting command and control systems. Enemy movement is successfully channeled into predesignated ambush areas. Enemy supplies and equipment are contaminated. A high rate of casualties is inflicted on enemy forces.

**ELEMENTS:** Company Headquarters  
Analysis and Control Team

**TASK: Produce Intelligence Products (BDE) (34-6-2004)**

(FM 34-3)  
(FM 2-0)

(FM 101-5)  
(FM 34-130)

(FM 101-5-1)  
(FM 34-80)

**ITERATION:** 1 2 3 4 5 M (Circle)

**COMMANDER/LEADER ASSESSMENT:** T P U (Circle)

**CONDITIONS:** The brigade is supported by division intelligence collection assets and an initial entry intelligence package (in either digital or hard copy format). The all source analysis system-remote workstation (ASAS-RWS) is loaded with current intelligence databases. Some iterations of this task should be performed in mission-oriented protective posture level 4 (MOPP4).

**TASK STANDARDS:** The brigade intelligence officer (S2)/analysis and control team produces intelligence products that provided weather and terrain data, enemy order of battle, and enemy capabilities and vulnerabilities, that accurately portray potential enemy courses of action (COAs).

TASK STEPS AND PERFORMANCE MEASURES	GO	NO-GO
<p><b>*1.</b> Record incoming information and intelligence.</p> <ul style="list-style-type: none"> <li><b>a.</b> Maintain an intelligence journal per tactical standing operating procedures (TSOP). At a minimum it should reflect the following:                             <ul style="list-style-type: none"> <li><b>(1)</b> An accurate and concise statement of the message, report, or event.</li> <li><b>(2)</b> A notation as to the sender or individual making the report.</li> <li><b>(3)</b> The time of receipt or dispatch and method of transmission.</li> <li><b>(4)</b> Action actually taken (not intended).</li> </ul> </li> </ul> <hr/> <p><b>Note:</b> Databases will be maintained on the ASAS-RWS. It is recommended that periodic printouts be made in the event of a system failure or power outage. The same should be done for all estimates, annexes, and summaries.</p> <hr/> <ul style="list-style-type: none"> <li><b>b.</b> Fuse existing database information with incoming intelligence.</li> <li><b>c.</b> Update intelligence databases.</li> <li><b>d.</b> Deconflict analysis and control team all source-collated database with inbound analysis and control element data.</li> <li><b>e.</b> Use incoming reports to help identify gaps in intelligence coverage.</li> <li><b>f.</b> Use the high-payoff target list and priority intelligence requirements (PIRs) to identify combat information for immediate dissemination.</li> <li><b>g.</b> Synthesize intelligence to confirm or deny possible enemy COAs.</li> <li><b>h.</b> Evaluate the current enemy situation.</li> <li><b>i.</b> Develop an estimate of the current enemy situation and the most likely and dangerous enemy COAs.</li> <li><b>j.</b> Answer the brigade commander's PIRs.</li> </ul>		

TASK STEPS AND PERFORMANCE MEASURES	GO	NO-GO
<p>2. Provide timely intelligence support to targeting. Receive, store, create, edit, and exchange the following targeting information and products to perform overall target development and coordination functions:</p> <ul style="list-style-type: none"> <li>a. Protected target list.</li> <li>b. Taboo, restricted, and guarded frequency lists.</li> <li>c. High-value target and high-payoff target lists.</li> <li>d. Target criteria list.</li> <li>e. Attack guidance matrix.</li> <li>f. Target spreadsheets.</li> <li>g. Target sheets.</li> <li>h. Fire support, electronic warfare, and intelligence annexes of the OPORD.</li> </ul> <p>3. Dynamically establish and terminate sensor-to-shooter links prior to expected high-payoff target events.</p> <p>4. Produce the intelligence annex to the brigade OPORD in accordance with FM 101-5 to include the following:</p> <ul style="list-style-type: none"> <li>a. Summary of the enemy situation.</li> <li>b. Intelligence acquisition tasks. <ul style="list-style-type: none"> <li>(1) Orders to attached and subordinate units.</li> <li>(2) Requests to higher and adjacent units.</li> </ul> </li> <li>c. Measures for handling personnel, documents, and material. <ul style="list-style-type: none"> <li>(1) Enemy prisoners of war, deserters, repatriates, inhabitants, and other persons.</li> <li>(2) Captured documents.</li> <li>(3) Captured material and equipment.</li> </ul> </li> <li>d. Counterintelligence.</li> <li>e. Miscellaneous instructions (if required).</li> <li>f. Documents or equipment required.</li> </ul> <hr/> <p><b>Note:</b> The intelligence annex is covered largely by the brigade TSOP. Many special operational instructions relating to counterintelligence are listed in the OPORD or in other annexes. Certain instructions and procedures on the conduct of special personnel in the operation may require limited distribution on a need-to-know basis; therefore, it may be necessary to prepare a special appendix for a limited and specified number of addressees.</p> <hr/> <ul style="list-style-type: none"> <li>g. Reports and distribution. <ul style="list-style-type: none"> <li>(1) Period to be covered by routine reports and distribution.</li> <li>(2) Routine and special reports whose production differs from that of the TSOP.</li> <li>(3) Periodic or special conferences of intelligence officers.</li> </ul> </li> </ul>		

TASK STEPS AND PERFORMANCE MEASURES	GO	NO-GO
<p>(4) Distribution of special intelligence studies, such as defense overprints, imagery intelligence reports and electronic order of battle overlays.</p> <p>(5) Special intelligence liaison, when indicated.</p> <p>h. Process and disseminate the intelligence annex.</p> <p>(1) Process input received from the tasked elements.</p> <p>(2) Review input and makes appropriate changes.</p> <p>(3) Submit the intelligence annex to the S3 for incorporation into the OPORD.</p> <p>(4) Ensure intelligence acquisition tasks to answer the commander's PIRs and information requirements (IRs) are placed in "tasks to units" in the base order.</p> <p>5. Produce the intelligence summary (INTSUM), which is prepared to answer the commander's PIRs and IRs. The INTSUM will address the following areas:</p> <hr/> <p><b>Note:</b> FM 34-2 has changed INTSUM production so that it is time-driven rather than event-driven. This change may affect the brigade TSOP.</p> <hr/> <p>a. Issuing unit.</p> <p>b. Time and date of issue.</p> <p>c. Summary of enemy activity for the period.</p> <p>(1) Enemy ground activity.</p> <p>(2) Trace of forward enemy elements.</p> <p>(3) Potential targets for nuclear weapons.</p> <p>(4) Enemy nuclear, biological, and chemical activity.</p> <p>(5) Enemy air activity.</p> <p>(6) Other enemy activity (new tactics, counterintelligence, etc.).</p> <p>d. Enemy personnel and equipment losses.</p> <p>(1) Personnel killed in action.</p> <p>(2) Enemy prisoners of war.</p> <p>(3) Equipment destroyed or captured.</p> <p>e. New enemy obstacles or barriers.</p> <p>f. Enemy administrative activities.</p> <p>g. Identification of new enemy units, equipment, or personalities.</p> <p>h. Enemy movements.</p> <p>i. Estimated number and type of enemy vehicles.</p> <p>j. Current and projected weather and terrain conditions.</p> <p>k. Brief discussion of enemy capabilities and vulnerabilities.</p> <p>l. Conclusions.</p> <p>(1) Most likely enemy COAs for selected future periods or events (that is, 6, 12, or 24 hours).</p> <p>(2) New effects of terrain, weather, or other factors on friendly operations.</p> <p>(3) Current and emerging enemy vulnerabilities.</p>		

TASK PERFORMANCE / EVALUATION SUMMARY BLOCK							
ITERATION	1	2	3	4	5	M	TOTAL
TOTAL TASK STEPS EVALUATED							
TOTAL TASK STEPS "GO"							
TRAINING STATUS "GO"/"NO-GO"							

\* indicates a leader task step.

**SUPPORTING INDIVIDUAL TASKS**

Task Number	Task Title	References
301-R96-2000	Create Graphic INTSUM	STP 34-96B15-SM-TG

SUPPORTING COLLECTIVE TASKS: NONE

OPFOR TASKS AND STANDARDS

**TASK: Disrupt Enemy Movement and Operations Using Tactical Nuclear Weapons (34-OPFOR-1002)**

**CONDITION:** Orders have been received to use tactical nuclear weapons in the enemy's rear area. Key locations have been identified.

**STANDARD:** Tactical nuclear missiles are delivered on target. Movement of equipment and supplies is disrupted or delayed to forward areas. Enemy equipment and supplies are destroyed. A high rate of nuclear casualties is inflicted among enemy troops.

**TASK: Disrupt Enemy Movement and Operations Using Persistent and Nonpersistent Chemical Weapons (34-OPFOR-1001)**

**CONDITION:** Conventional artillery weapons or aircraft are available to deliver chemical weapons. Routes and key bases in the rear area have been selected.

**STANDARD:** Chemical agents are delivered into targeted areas. The movement of enemy supplies and equipment to forward areas is delayed by disrupting command and control systems. Enemy movement is successfully channeled into predesignated ambush areas. Enemy supplies and equipment are contaminated. A high rate of casualties is inflicted on enemy forces.

**ELEMENT:** Analysis and Control Team

**TASK: Disseminate Combat Information and Intelligence (BDE) (34-6-2005)**

(FM 34-80)  
(FM 34-10)

(FM 101-5)  
(FM 34-3)

(FM 2-0)

**ITERATION:** 1 2 3 4 5 M (Circle)

**COMMANDER/LEADER ASSESSMENT:** T P U (Circle)

**CONDITIONS:** Given the brigade's tactical standing operating procedures (TSOP), completed intelligence products, an initial entry intelligence package from higher headquarters in digital or hard copy. Division or other intelligence gathering assets are supporting the brigade. Some iterations of this task should be performed in mission-oriented protective posture level 4 (MOPP4).

**TASK STANDARDS:** The brigade intelligence officer (S2)/analysis and control team disseminates combat information and intelligence to the appropriate units and staff elements, in accordance with the TSOP, that accurately portrays weather, terrain, and the enemy's current and probable future courses of action (COAs), capabilities, vulnerabilities, and order of battle. This was accomplished in time for commanders and staff to plan and mass forces at the proper time and place to successfully influence the battle.

TASK STEPS AND PERFORMANCE MEASURES	GO	NO-GO
<ol style="list-style-type: none"> <li>1. Determine combat information and intelligence that requires dissemination. The focus is on priority intelligence requirements (PIRs) and information requirements (IRs).</li> <li>2. Disseminate combat information to the appropriate addressees listed in the TSOP.                             <ol style="list-style-type: none"> <li>a. Use the most expeditious means available to disseminate highly perishable combat information in spot report format immediately after receipt. Use all source analysis system-remote workstation (ASAS-RWS) message auto generate/auto fill, as required.</li> <li>b. Ensure the commander, subordinate battalion, brigade operations officer (S3), and other key staff members in the tactical operations center (TOC) receive combat information based on their needs.</li> </ol> </li> <li>3. Disseminate intelligence to the appropriate addressees listed in the TSOP.                             <ol style="list-style-type: none"> <li>a. Disseminate intelligence to the commander, subordinate battalions, S3, and other key staff elements.</li> <li>b. Disseminate intelligence to the assistant chief of staff, intelligence (G2) and other adjacent friendly units, as required.</li> </ol> </li> <li>4. Disseminate via frequency modulation/mobile subscriber equipment, when necessary.</li> <li>5. Confirm the combat information and intelligence passed has been received.</li> </ol>		

TASK PERFORMANCE / EVALUATION SUMMARY BLOCK							
ITERATION	1	2	3	4	5	M	TOTAL
TOTAL TASK STEPS EVALUATED							
TOTAL TASK STEPS "GO"							
TRAINING STATUS "GO"/"NO-GO"							

\* indicates a leader task step.

**SUPPORTING INDIVIDUAL TASKS**

<b>Task Number</b>	<b>Task Title</b>	<b>References</b>
113-637-2001(SL1) 301-336-3106	Communicate Via a Tactical Radio Disseminate Intelligence Reports	STP 21-1-SMCT STP 34-96B15-SM-TG

SUPPORTING COLLECTIVE TASKS: NONE

OPFOR TASKS AND STANDARDS

**TASK: Conduct Electronic Warfare (34-OPFOR-1012)**

**CONDITION:** Opposing force (OPFOR) employs collection and direction-finding assets (ground and air) to monitor and locate enemy forces.

**STANDARD:** Locate the positions of enemy command, intelligence, and logistics units. Forward the locations of the positions to OPFOR headquarters. Use jamming signals against enemy radio receivers. Monitor enemy radio networks and report all information of intelligence value to OPFOR HQ.

**TASK: Conduct Aerial Reconnaissance (34-OPFOR-1007)**

**CONDITION:** Opposing force (OPFOR) HQ requires intelligence on the location and identification of enemy elements. Aircraft is dispatched to take photographs and conduct a visual inspection of enemy area.

**STANDARD:** Locate and photograph enemy positions in assigned sectors, including support and storage bases and command and control facilities. Visual checks are conducted when possible. The enemy is not engaged. Priority intelligence requests and other IRs are reported to OPFOR HQ.

**TASK: Disrupt Enemy Movement and Operations Using Tactical Nuclear Weapons (34-OPFOR-1002)**

**CONDITION:** Orders have been received to use tactical nuclear weapons in the enemy's rear area. Key locations have been identified.

**STANDARD:** Tactical nuclear missiles are delivered on target. Movement of equipment and supplies is disrupted or delayed to forward areas. Enemy equipment and supplies are destroyed. A high rate of nuclear casualties is inflicted among enemy troops.

**TASK: Disrupt Enemy Movement and Operations Using Persistent and Nonpersistent Chemical Weapons (34-OPFOR-1001)**

**CONDITION:** Conventional artillery weapons or aircraft are available to deliver chemical weapons. Routes and key bases in the rear area have been selected.

**STANDARD:** Chemical agents are delivered into targeted areas. The movement of enemy supplies and equipment to forward areas is delayed by disrupting command and control systems. Enemy movement is successfully channeled into predesignated ambush areas. Enemy supplies and equipment are contaminated. A high rate of casualties is inflicted on enemy forces.



**ELEMENT:** Company Headquarters

**TASK: Direct Intelligence Operations (BDE) (34-6-2009)**

(FM 34-80)  
(FM 34-3)

(FM 101-5)

(FM 2-0)

**ITERATION:** 1 2 3 4 5 M (Circle)

**COMMANDER/LEADER ASSESSMENT:** T P U (Circle)

**CONDITIONS:** The brigade is supported by division and other strategic information and intelligence collection assets. The commander has approved the priority intelligence requirements (PIRs) and information requirements (IRs) and given his concept of operations. Some iterations of this task should be performed in mission-oriented protective posture level 4 (MOPP4).

**TASK STANDARDS:** Identifies and exploits enemy weaknesses to accomplish the assigned mission in accordance with the commander's intent.

TASK STEPS AND PERFORMANCE MEASURES	GO	NO-GO
<p><b>*1.</b> The brigade intelligence officer (S2)/analysis and control team review current and future requirements.</p> <ul style="list-style-type: none"> <li>a. Monitor the current and projected enemy situation and course of action (COA).</li> <li>b. Recommend changes to the PIRs.</li> <li>c. Recommend changes to the IRs.</li> <li>d. Recommend changes to the direct support (DS) military intelligence (MI) company's organization for combat, as required, in coordination with the brigade operations officer (S3).</li> </ul> <p><b>*2.</b> The S2 supervises the analysis and control team in its intelligence acquisition.</p> <ul style="list-style-type: none"> <li>a. Supervises execution of intelligence acquisition tasks by supporting military intelligence assets.</li> <li>b. Monitors status of requests for intelligence information.</li> <li>c. Initiates new requests for intelligence information, as required.</li> </ul> <p><b>*3.</b> The analysis and control team supervises exploitation of captured personnel, documents, and material and forwards intelligence to the brigade S2 in accordance with PIRs and information requirements.</p> <p><b>*4.</b> If applicable, the S2 coordinates the intelligence effort between the main and tactical command post.</p> <p><b>*5.</b> The S2 supervises the release and dissemination of all intelligence products within the brigade.</p> <p><b>*6.</b> The S2 recommends changes to the reconnaissance, intelligence, surveillance, and target-acquisition plan.</p>		

TASK PERFORMANCE / EVALUATION SUMMARY BLOCK							
ITERATION	1	2	3	4	5	M	TOTAL
TOTAL TASK STEPS EVALUATED							
TOTAL TASK STEPS "GO"							
TRAINING STATUS "GO"/"NO-GO"							

\* indicates a leader task step.

SUPPORTING INDIVIDUAL TASKS: NONE

SUPPORTING COLLECTIVE TASKS: NONE

OPFOR TASKS AND STANDARDS

**TASK: Disrupt Enemy Movement and Operations Using Tactical Nuclear Weapons (34-OPFOR-1002)**

**CONDITION:** Orders have been received to use tactical nuclear weapons in the enemy's rear area. Key locations have been identified.

**STANDARD:** Tactical nuclear missiles are delivered on target. Movement of equipment and supplies is disrupted or delayed to forward areas. Enemy equipment and supplies are destroyed. A high rate of nuclear casualties is inflicted among enemy troops.

**TASK: Conduct Electronic Warfare (34-OPFOR-1012)**

**CONDITION:** OPFOR employs collection and direction-finding assets (ground and air) to monitor and locate enemy forces.

**STANDARD:** Locate the positions of enemy command, intelligence, and logistics units. Forward the locations of the positions to OPFOR headquarters. Use jamming signals against enemy radio receivers. Monitor enemy radio networks and report all information of intelligence value to OPFOR HQ.

**ELEMENT:** Analysis and Control Team

**TASK: Maintain the Current Enemy Situation (BDE) (34-6-2010)**

(FM 34-3)  
(FM 34-130)

(FM 101-5)  
(FM 34-2)

(FM 2-0)  
(FM 34-80)

**ITERATION:** 1 2 3 4 5 M (Circle)

**COMMANDER/LEADER ASSESSMENT:** T P U (Circle)

**CONDITIONS:** Given the brigade tactical standing operating procedures (TSOP), combat information and intelligence, the all source analysis system-remote workstation (ASAS-RWS), and echelons above corps, corps, or division intelligence packages in digital or hardcopy format. Some iterations of this task should be performed in mission-oriented protective posture level 4 (MOPP4).

**TASK STANDARDS:** Maintains the all-source enemy order of battle database to reflect unforeseen or newly developing risks or vulnerabilities of the command. Projects future courses of action (COAs), through situational and event templating, against which plans for future operations could be developed. The intelligence officer (S2)/analysis and control team updates the current enemy situation. Enemy COAs are reassessed, confirmed or denied, based upon the latest enemy order of battle, terrain, and weather information.

TASK STEPS AND PERFORMANCE MEASURES	GO	NO-GO
<p>*1. Receive the commander's priority intelligence requirements (PIRs) and information requirements (IRs).</p> <ul style="list-style-type: none"> <li>a. Merge significant aspects of the area of operations and current enemy situation.</li> <li>b. Use the PIRs and IRs to drive the analysis of the current enemy situation.</li> <li>c. Analyze and compare current enemy dispositions and compositions with projected COAs.</li> <li>d. Confirm or deny COAs and update enemy situation based on current intelligence and intelligence preparation of the battlefield (IPB) products. Track status of latest time information that is of value for each PIR.</li> </ul> <p>2. Provide the commander with the intelligence estimate, as required.</p> <p>3. Maintain the situation map, as required by TSOP. Focus on PIRs and IRs.</p> <ul style="list-style-type: none"> <li>a. Portray the enemy situation and locations.</li> <li>b. Include enemy capabilities and vulnerabilities.</li> <li>c. Include prioritized COA and probable future intent.</li> <li>d. Portray front line trace and monitor friendly situation.</li> <li>e. List recent significant events and indicators of future events</li> <li>f. Communicate intent and impact to the assistant chief of staff, intelligence (G2)/S2.</li> </ul> <hr/> <p><b>Note:</b> If the brigade is a digitized or conventional enhanced brigade, the following may apply: Maintain the current situation on the ASAS-RWS and the maneuver control station (Phoenix) to provide the common relevant picture.</p> <hr/>		

TASK PERFORMANCE / EVALUATION SUMMARY BLOCK							
ITERATION	1	2	3	4	5	M	TOTAL
TOTAL TASK STEPS EVALUATED							
TOTAL TASK STEPS "GO"							
TRAINING STATUS "GO"/"NO-GO"							

\* indicates a leader task step.

**SUPPORTING INDIVIDUAL TASKS**

Task Number	Task Title	References
071-329-1019(SL2)	Use a Map Overlay	STP 21-24-SMCT
071-332-5000(SL3)	Prepare an Operation Overlay	STP 21-24-SMCT
071-332-5021(SL3)	Prepare a Situation Map	STP 21-24-SMCT

SUPPORTING COLLECTIVE TASKS: NONE

OPFOR TASKS AND STANDARDS

**TASK: Conduct Aerial Reconnaissance (34-OPFOR-1007)**

**CONDITION:** Opposing force (OPFOR) HQ requires intelligence on the location and identification of enemy elements. Aircraft is dispatched to take photographs and conduct a visual inspection of enemy area.

**STANDARD:** Locate and photograph enemy positions in assigned sectors, including support and storage bases and command and control facilities. Visual checks are conducted when possible. The enemy is not engaged. Priority intelligence requests and other IRs are reported to OPFOR HQ.

**TASK: Disrupt Enemy Movement and Operations Using Tactical Nuclear Weapons (34-OPFOR-1002)**

**CONDITION:** Orders have been received to use tactical nuclear weapons in the enemy's rear area. Key locations have been identified.

**STANDARD:** Tactical nuclear missiles are delivered on target. Movement of equipment and supplies is disrupted or delayed to forward areas. Enemy equipment and supplies are destroyed. A high rate of nuclear casualties is inflicted among enemy troops.

**TASK: Disrupt Enemy Movement and Operations Using Persistent and Nonpersistent Chemical Weapons (34-OPFOR-1001)**

**CONDITION:** Conventional artillery weapons or aircraft are available to deliver chemical weapons. Routes and key bases in the rear area have been selected.

**STANDARD:** Chemical agents are delivered into targeted areas. The movement of enemy supplies and equipment to forward areas is delayed by disrupting command and control systems. Enemy movement is successfully channeled into predesignated ambush areas. Enemy supplies and equipment are contaminated. A high rate of casualties is inflicted on enemy forces.

**ELEMENT:** Analysis and Control Team

**TASK: Supervise Intelligence Operations (BDE) (34-6-2012)**  
 (FM 2-0) (FM 34-80)

**ITERATION:** 1 2 3 4 5 M (Circle)

**COMMANDER/LEADER ASSESSMENT:** T P U (Circle)

**CONDITIONS:** The analysis and control team is established at the brigade tactical operations center (TOC) under supervision of the intelligence officer (S2). Communications have been established with higher, adjacent, and subordinate elements. Some iterations of this task should be performed in mission-oriented protective posture level 4 (MOPP4).

**TASK STANDARDS:** The analysis and control team chief supervises intelligence operations within the analysis and control team in accordance with the S2's guidance, provides intelligence and electronic warfare support to the brigade, and assists in the implementation of the reconnaissance, intelligence, surveillance, and target acquisition plan.

TASK STEPS AND PERFORMANCE MEASURES	GO	NO-GO
<p><b>*1.</b> Provide priority intelligence requirements (PIRs) and information requirements (IRs) to subordinate and attached elements. Check to ensure PIRs and IRs have been received.</p> <hr/> <p><b>Note:</b> Supervision of intelligence operations in the analysis and control team is conducted at two levels. First, the S2 has overall supervision of intelligence operations within the brigade and analysis and control team. Second, the analysis and control team chief provides routine supervision of analysis and control team operations, manages assets, and coordinates with the brigade S2.</p> <hr/> <p><b>2.</b> Receive tasking from the S2.</p> <ul style="list-style-type: none"> <li><b>a.</b> Conduct briefings of assigned elements on the current situation and new taskings.</li> <li><b>b.</b> Review taskings for clarity and completeness.</li> <li><b>c.</b> Ensure missions are synchronized with the overall operation.</li> </ul> <p><b>3.</b> Prioritize taskings and provide support to intelligence and electronic warfare operations.</p> <p><b>4.</b> Provide intelligence connectivity to the echelon analysis and control element and provide the conduit for higher echelon and adjacent military intelligence unit collection to the brigade.</p> <p><b>*5.</b> The brigade S2 supervises the intelligence preparation of the battlefield (IPB) process.</p> <p><b>6.</b> Orchestrate the development of all military intelligence collection-related intelligence products.</p> <p><b>7.</b> Submit intelligence products ready for dissemination to the S2 for review and approval.</p>		

TASK PERFORMANCE / EVALUATION SUMMARY BLOCK							
ITERATION	1	2	3	4	5	M	TOTAL
TOTAL TASK STEPS EVALUATED							
TOTAL TASK STEPS "GO"							
TRAINING STATUS "GO"/"NO-GO"							

\* indicates a leader task step.

SUPPORTING INDIVIDUAL TASKS: NONE

SUPPORTING COLLECTIVE TASKS: NONE

OPFOR TASKS AND STANDARDS

**TASK: Conduct Aerial Reconnaissance (34-OPFOR-1007)**

**CONDITION:** Opposing force (OPFOR) HQ requires intelligence on the location and identification of enemy elements. Aircraft is dispatched to take photographs and conduct a visual inspection of enemy area.

**STANDARD:** Locate and photograph enemy positions in assigned sectors, including support and storage bases and command and control facilities. Visual checks are conducted when possible. The enemy is not engaged. Priority intelligence requests and other IRs are reported to OPFOR HQ.

**TASK: Disrupt Enemy Movement and Operations Using Tactical Nuclear Weapons (34-OPFOR-1002)**

**CONDITION:** Orders have been received to use tactical nuclear weapons in the enemy's rear area. Key locations have been identified.

**STANDARD:** Tactical nuclear missiles are delivered on target. Movement of equipment and supplies is disrupted or delayed to forward areas. Enemy equipment and supplies are destroyed. A high rate of nuclear casualties is inflicted among enemy troops.

**TASK: Disrupt Enemy Movement and Operations Using Persistent and Nonpersistent Chemical Weapons (34-OPFOR-1001)**

**CONDITION:** Conventional artillery weapons or aircraft are available to deliver chemical weapons. Routes and key bases in the rear area have been selected.

**STANDARD:** Chemical agents are delivered into targeted areas. The movement of enemy supplies and equipment to forward areas is delayed by disrupting command and control systems. Enemy movement is successfully channeled into predesignated ambush areas. Enemy supplies and equipment are contaminated. A high rate of casualties is inflicted on enemy forces.

**ELEMENTS:** Analysis and Control Team  
Company Headquarters

**TASK: Process Specific Information Requirements (SIR) Data (BDE) (34-6-2013)**

(FM 2-0)  
(FM 34-2)

(FM 101-5-1)  
(FM 34-3)

(FM 34-130)  
(FM 34-80)

**ITERATION:** 1 2 3 4 5 M (Circle)

**COMMANDER/LEADER ASSESSMENT:** T P U (Circle)

**CONDITIONS:** The brigade intelligence (S2) section and the analysis and control team are located at the brigade tactical operations center (TOC). Both elements are operational and intelligence information is being received. Some iterations of this task should be performed in mission-oriented protective posture level 4 (MOPP4).

**TASK STANDARDS:** Processed intelligence and combat information critical in determining enemy dispositions and intentions is developed by the brigade S2 and analysis and control team in a timely and accurate manner. This information enables the commander to identify and take appropriate action at a decisive point in the battle.

TASK STEPS AND PERFORMANCE MEASURES	GO	NO-GO
<p><b>*1.</b> The brigade S2 and analysis and control team chief determine the specific information requirements (SIR). Focus on responding to priority intelligence requirements (PIR) and information requirements (IRs).</p> <ul style="list-style-type: none"> <li>a. Identify enemy and characteristics that fulfill IR.</li> <li>b. Write SIR in "question" format.</li> <li>c. Integrate SIR into the reconnaissance, intelligence, surveillance, and target acquisition plan.</li> <li>d. Identify information and intelligence gaps.</li> <li>e. Develop SIR, such as—               <ul style="list-style-type: none"> <li>(1) When will enemy reconnaissance teams move east of PL Ford in TF 1-1 in sector?</li> <li>(2) Where is more than one platoon of enemy mine clearing units (two or more sapper squads) in brigade sector?</li> <li>(3) What is the location, number, and type of enemy artillery batteries that can range the line of departure?</li> </ul> </li> <li>f. Forward SIR, PIR, and IR to the division assistant chief of staff, intelligence (G2).</li> <li>g. Roll lower-level PIR and IR into the brigade SIR and reconnaissance, intelligence, surveillance, and target acquisition plan, as necessary.</li> </ul> <p><b>2.</b> The analysis and control team processes incoming intelligence data.</p> <ul style="list-style-type: none"> <li>a. Determines the reliability of the source or agency.</li> <li>b. Determines the credibility of incoming information.</li> <li>c. Compares incoming data with the intelligence estimate.</li> <li>d. Compares incoming data with intelligence products developed during the intelligence preparation of the battlefield (IPB) process against—               <ul style="list-style-type: none"> <li>(1) List of intelligence indicators.</li> <li>(2) Intelligence workbook.</li> </ul> </li> </ul>		

TASK STEPS AND PERFORMANCE MEASURES	GO	NO-GO
<p>(3) PIR, IR, and SIR. (4) Situation map.</p> <hr/> <p><b>Note:</b> The brigade S2 determines the validity of incoming data based on preceding standards.</p> <hr/> <p>e. Analyzes information and intelligence regarding—</p> <p>(1) Enemy strengths and vulnerabilities. (2) Weather. (3) Terrain. (4) Training. (5) Tactics. (6) Doctrine. (7) Disposition. (8) Personalities. (9) Indicators.</p> <p>f. The brigade S2 and analysis and control team provide the brigade chemical officer with an estimate of the enemy's ability and likeliness to initiate nuclear, biological, and chemical operations.</p> <p>3. The analysis and control team provides input to the S2 section to assist in the development of—</p> <p>a. Command information analysis for information operations. b. Operations security analysis. c. Electronic warfare analysis. d. Tactical deception plan.</p> <p>4. Estimates, with the chemical officer, the effects of enemy smoke munitions and nuclear, biological, and chemical weapons on friendly operations.</p>		

TASK PERFORMANCE / EVALUATION SUMMARY BLOCK							
ITERATION	1	2	3	4	5	M	TOTAL
TOTAL TASK STEPS EVALUATED							
TOTAL TASK STEPS "GO"							
TRAINING STATUS "GO"/"NO-GO"							

\* indicates a leader task step.

**SUPPORTING INDIVIDUAL TASKS**

Task Number	Task Title	References
301-96B-1050	Develop Initial Specific Information Requirements (SIR)	STP 34-96B15-SM-TG



SUPPORTING COLLECTIVE TASKS: NONE

OPFOR TASKS AND STANDARDS

**TASK: Disrupt Enemy Movement and Operations Using Tactical Nuclear Weapons (34-OPFOR-1002)**

**CONDITION:** Orders have been received to use tactical nuclear weapons in the enemy's rear area. Key locations have been identified.

**STANDARD:** Tactical nuclear missiles are delivered on target. Movement of equipment and supplies is disrupted or delayed to forward areas. Enemy equipment and supplies are destroyed. A high rate of nuclear casualties is inflicted among enemy troops.

**TASK: Disrupt Enemy Movement and Operations Using Persistent and Nonpersistent Chemical Weapons (34-OPFOR-1001)**

**CONDITION:** Conventional artillery weapons or aircraft are available to deliver chemical weapons. Routes and key bases in the rear area have been selected.

**STANDARD:** Chemical agents are delivered into targeted areas. The movement of enemy supplies and equipment to forward areas is delayed by disrupting command and control systems. Enemy movement is successfully channeled into predesignated ambush areas. Enemy supplies and equipment are contaminated. A high rate of casualties is inflicted on enemy forces.

**ELEMENT:** Analysis and Control Team

**TASK: Provide Intelligence Support to Targeting (BDE) (34-6-2015)**

(FM 6-20-10)  
(FM 34-3)

(FM 2-0)  
(FM 34-80)

(FM 34-10)

**ITERATION:** 1 2 3 4 5 M (Circle)

**COMMANDER/LEADER ASSESSMENT:** T P U (Circle)

**CONDITIONS:** Given the brigade operation order (OPORD), initiation of the staff planning process, and completion of the initial intelligence preparation of the battlefield (IPB) products. Coordination for non-lethal fires has been effected with the direct support military intelligence company and the division analysis and control element. Some iterations of this task should be performed in mission-oriented protective posture level 4 (MOPP4).

**TASK STANDARDS:** Provides support by ensuring the information included in the brigade's targeting plan is in accordance with the four-step targeting process (decide, detect, deliver, and assess).

TASK STEPS AND PERFORMANCE MEASURES	GO	NO-GO
<p>1. Provide intelligence support to the "decide" function of targeting.</p> <ul style="list-style-type: none"> <li>a. Using the target value analysis methodology, provide the fire support officer (FSO) with the high-value target list—including anticipated and target supporting infrastructure—for each course of action (COA).</li> <li>b. Assist, during war-gaming, in developing the high-payoff target list for each enemy COA.</li> <li>c. Assist in developing target selection standards and the target management matrix.                             <ul style="list-style-type: none"> <li>(1) Determine the brigade operations officer (S3) and FSO's requirements for timeliness and accuracy in the reconnaissance, intelligence, surveillance, and target acquisition (RISTA) effort.</li> <li>(2) Coordinate with the S3 and FSO during the war-gaming process to determine which targets should be the objects of coordinated attacks.</li> <li>(3) Ensure the FSO understands the targetable accuracy and reporting timeliness capabilities of MI collection assets available in development of target selection standards.</li> </ul> </li> <li>d. Ensure the decision support template includes developed time phase lines.</li> <li>e. Use the situation, event, and decision support template to assist the S3 and FSO in determining whether the target can be attacked given available assets and time constraints.</li> <li>f. Coordinate with the brigade intelligence officer (S2) to conduct C2 (command and control) warfare—specifically, electronic attack—effectively.</li> <li>g. Assist in developing the attack guidance matrix from the decision support template and time phase line.</li> </ul>		

TASK STEPS AND PERFORMANCE MEASURES	GO	NO-GO
<p><b>2.</b> Provide intelligence support to the "detect" function of targeting; input alert criteria into the all source analysis system (ASAS) based on the high priority target list.</p> <ul style="list-style-type: none"> <li><b>a.</b> Provide the FSO with all targetable data received from the intelligence collection effort.</li> <li><b>b.</b> Continuously refine the RISTA plan to meet target selection standards, priority intelligence requirements (PIRs), high-payoff target list, and target nomination criteria.</li> <li><b>c.</b> Inform the FSO and task force staff of any tactical changes that warrant a change in the high-payoff target list.</li> <li><b>d.</b> Notify the FSO of any changes to the common relevant picture or situation map that effect the targeting plan and all targets being actively tracked.</li> <li><b>e.</b> Assist in dynamically updating the decision support template as the tactical situation changes to support the attack guidance matrix.</li> <li><b>f.</b> As required by the tactical situation, adjust the RISTA plan to support the targeting effort.</li> </ul> <p><b>3.</b> Provide intelligence support to the "deliver" function of targeting. Nominate targets based on the attack guidance matrix.</p> <ul style="list-style-type: none"> <li><b>a.</b> Provide the targeting team, via ASAS, with final location and targeting data on targets acquired through the RISTA effort or detected by higher collection assets.</li> <li><b>b.</b> Coordinate to ensure electronic attack and other weapons do not interfere with the use of directed energy weapons.</li> </ul> <p><b>4.</b> Provide intelligence support to the "assess" function of targeting.</p> <ul style="list-style-type: none"> <li><b>a.</b> Coordinate with the FSO during the "decide" phase of targeting to determine which targets require battle damage assessment.</li> <li><b>b.</b> Task appropriate task force assets to collect battle damage assessment data as a part of the RISTA plan.</li> <li><b>c.</b> Submit requests for battle damage assessment results for specific targets to higher headquarters.</li> <li><b>d.</b> Analyze and horizontally disseminate battle damage assessment results as per the task force standing operating procedures (SOP).</li> <li><b>e.</b> Recommend to the brigade staff any changes to the battle plan based on battle damage assessment results.</li> <li><b>f.</b> Assess the effectiveness of electronic attack and directed energy weapons.</li> </ul> <p><b>*5.</b> Coordinate with the task force staff, if supporting extended operations.</p>		

TASK PERFORMANCE / EVALUATION SUMMARY BLOCK							
ITERATION	1	2	3	4	5	M	TOTAL
TOTAL TASK STEPS EVALUATED							
TOTAL TASK STEPS "GO"							
TRAINING STATUS "GO"/"NO-GO"							

\* indicates a leader task step.

**SUPPORTING INDIVIDUAL TASKS**

<b>Task Number</b>	<b>Task Title</b>	<b>References</b>
071-329-1019(SL2)	Use a Map Overlay	STP 21-24-SMCT
071-332-5021(SL3)	Prepare a Situation Map	STP 21-24-SMCT
301-96B-1200	Assist I Target Nomination	STP 34-96B15-SM-TG
301-96B-1202	Identify High-Value Targets	STP 34-96B15-SM-TG
301-96B-2200	Review High-Value Target List (HVT)	STP 34-96B15-SM-TG
301-96B-2201	Nominate Targets	STP 34-96B15-SM-TG
301-96B-3203	Coordinate Target Function(s)	STP 34-96B15-SM-TG
301-96B-4200	Identify Unconventional Targets in Support of Friendly Operations	STP 34-96B15-SM-TG
301-A96-1152	Identify Potential Targets	STP 34-96B15-SM-TG

SUPPORTING COLLECTIVE TASKS: NONE

OPFOR TASKS AND STANDARDS

**TASK: Disrupt Enemy Movement and Operations Using Tactical Nuclear Weapons (34-OPFOR-1002)**

**CONDITION:** Orders have been received to use tactical nuclear weapons in the enemy's rear area. Key locations have been identified.

**STANDARD:** Tactical nuclear missiles are delivered on target. Movement of equipment and supplies is disrupted or delayed to forward areas. Enemy equipment and supplies are destroyed. A high rate of nuclear casualties is inflicted among enemy troops.

**TASK: Conduct Electronic Warfare (34-OPFOR-1012)**

**CONDITION:** Opposing force (OPFOR) employs collection and direction-finding assets (ground and air) to monitor and locate enemy forces.

**STANDARD:** Locate the positions of enemy command, intelligence, and logistics units. Forward the locations of the positions to OPFOR headquarters. Use jamming signals against enemy radio receivers. Monitor enemy radio networks and report all information of intelligence value to OPFOR HQ.

**ELEMENT:** Analysis and Control Team

**TASK: Displace the Analysis and Control Team (ACT) (34-6-2018)**

(FM 34-80)

(FM 2-0)

**ITERATION:** 1 2 3 4 5 M (Circle)

**COMMANDER/LEADER ASSESSMENT:** T P U (Circle)

**CONDITIONS:** Given the brigade's operation order (OPORD) or fragmentary order (FRAGO), the analysis and control team is deployed tactically in support of a brigade combat team. Load plans are on hand. There has been a change of mission resulting in a requirement to displace. Displacement must be in conjunction with the remainder of the brigade command post. Some iterations of this task should be performed in mission-oriented protective posture level 4 (MOPP4).

**TASK STANDARDS:** Plans the setup and the move of the analysis and control team, reconnoiters the new site, prepares for movement, and conducts the move with the brigade command post at the appointed start point time in accordance with the tactical standing operating procedures (TSOP).

TASK STEPS AND PERFORMANCE MEASURES	GO	NO-GO
<p><b>*1.</b> Plan the analysis and control team setup at the projected site location.</p> <ul style="list-style-type: none"> <li><b>a.</b> Identify the projected analysis and control team site on the map, considering mission, enemy, terrain, troops, time available, and civilian considerations (METT-TC) and analysis and control team-unique communications and connectivity requirements.</li> <li><b>b.</b> Coordinate site location and availability with the brigade intelligence officer (S2) and the headquarters company commander.</li> <li><b>c.</b> Coordinate logistical support for the analysis and control team with the brigade executive officer (XO).</li> <li><b>d.</b> Plan for operational continuity and recovery procedures in the event of the loss of contact with current operations while the analysis and control team moves.                             <ul style="list-style-type: none"> <li><b>(1)</b> Coordinate for replacements and augmentees with the brigade and military intelligence battalion adjutant (S1).</li> <li><b>(2)</b> Coordinate for needed classes of supplies.</li> </ul> </li> </ul> <p><b>*2.</b> Plan the move. Consider the following in any plan:</p> <ul style="list-style-type: none"> <li><b>a.</b> Deferred maintenance and preventive maintenance checks and services (PMCS).</li> <li><b>b.</b> Deploying the primary load list.</li> <li><b>c.</b> Briefing personnel on mission and details.</li> <li><b>d.</b> Load plans.</li> </ul> <p><b>3.</b> The quartering party reconnoiters the new site in accordance with the S2, brigade quartering party plan, or standing operating procedures (SOP).</p>		

TASK STEPS AND PERFORMANCE MEASURES	GO	NO-GO
<b>4.</b> Prepare for deployment. <ul style="list-style-type: none"> <li><b>a.</b> Identify mission, threat, and area-specific requirements.</li> <li><b>b.</b> Determine the readiness level/deployment status of available equipment and personnel.</li> <li><b>c.</b> Upload in accordance with land, sea, rail, air, or convoy upload plans.</li> </ul>		
<b>5.</b> Conduct railhead, seaport, airhead, or convoy operations, as required.		

TASK PERFORMANCE / EVALUATION SUMMARY BLOCK							
ITERATION	1	2	3	4	5	M	TOTAL
TOTAL TASK STEPS EVALUATED							
TOTAL TASK STEPS "GO"							
TRAINING STATUS "GO"/"NO-GO"							

\* indicates a leader task step.

**SUPPORTING INDIVIDUAL TASKS**

Task Number	Task Title	References
071-326-3002(SL1)	React to Indirect Fire While Mounted	STP 21-1-SMCT
071-326-3013(SL3)	Conduct a Tactical Road March	STP 21-24-SMCT
071-326-5805(SL3)	Conduct a Route Reconnaissance Mission	STP 21-24-SMCT
071-329-1019(SL2)	Use a Map Overlay	STP 21-24-SMCT
071-329-1030(SL1)	Navigate From One Point on the Ground to Another Point While Mounted	STP 21-1-SMCT
071-410-0002(SL1)	React to Direct Fire While Mounted	STP 21-1-SMCT
071-410-0012(SL3)	Conduct Occupation of an Assembly Area	STP 21-24-SMCT
071-710-0006(SL1)	Plan Use of Night Vision Devices	STP 21-1-SMCT
091-CLT-4029(SL2)	Supervise Preventive Maintenance Checks and Services (PMCS)	STP 21-24-SMCT
113-637-2001(SL1)	Communicate Via a Tactical Radio	STP 21-1-SMCT
551-88M-0001(SL3)	Lead a Convoy Serial/March Unit	STP 21-24-SMCT
551-88M-0005(SL1)	Operate a Vehicle in a Convoy	STP 21-1-SMCT
850-001-2000(SL2)	Employ Accident Prevention Measures and Risk Management Process	STP 21-24-SMCT
850-001-3001(SL3)	Control Mission Safety Hazard	STP 21-24-SMCT

SUPPORTING COLLECTIVE TASKS: NONE

OPFOR TASKS AND STANDARDS

**TASK: Maintain Contact (34-OPFOR-1011)**

**CONDITION:** Opposing force (OPFOR) element is tactically engaged with enemy base defense forces. Enemy forces are withdrawing under pressure.

**STANDARD:** Decisively engage the enemy forces. As the enemy withdraws, the unit or force advances, maintaining contact.

**TASK: Conduct Air Attacks (34-OPFOR-1006)**

**CONDITION:** OPFOR elements in the rear area have forwarded the coordinates of enemy facilities and elements. OPFOR aircraft have been dispatched to attack enemy installations or convoys.

**STANDARD:** Locate support sites, command and control facilities, and/or convoys. Attack runs on designated targets are conducted. Enemy equipment, supplies, and vehicles are destroyed and enemy personnel are killed.

**TASK: Conduct Aerial Reconnaissance (34-OPFOR-1007)**

**CONDITION:** OPFOR HQ requires intelligence on the location and identification of enemy elements. Aircraft is dispatched to take photographs and conduct a visual inspection of enemy area.

**STANDARD:** Locate and photograph enemy positions in assigned sectors, including support and storage bases and command and control facilities. Visual checks are conducted when possible. The enemy is not engaged. Priority intelligence requests and other information requirements (IRs) are reported to OPFOR HQ.

**TASK: Disrupt Enemy Movement and Operations Using Tactical Nuclear Weapons (34-OPFOR-1002)**

**CONDITION:** Orders have been received to use tactical nuclear weapons in the enemy's rear area. Key locations have been identified.

**STANDARD:** Tactical nuclear missiles are delivered on target. Movement of equipment and supplies is disrupted or delayed to forward areas. Enemy equipment and supplies are destroyed. A high rate of nuclear casualties is inflicted among enemy troops.

**TASK: Conduct Hasty Ambush (34-OPFOR-1003)**

**CONDITION:** OPFOR element is moving in a concealed area when an enemy element is reported moving along an adjacent route.

**STANDARD:** The ambush site is prepared before the arrival of the enemy element. The enemy force is surprised and casualties are inflicted within the designated kill zone. Delay enemy march element from reaching its specified destination. Withdraw, on order, within two minutes of ambush initiation. Report results of mission to headquarters.

**TASK: Conduct Raid (34-OPFOR-1009)**

**CONDITION:** OPFOR element has occupied an objective rally point and has orders to conduct a raid on a rear area base.

**STANDARD:** Surprise the enemy forces. Assault enemy support base and accomplish assigned tasks. Specified equipment and supplies are destroyed. Decisive engagement is avoided. All personnel are withdrawn from the area within the prescribed time. The collected intelligence data satisfies the priority intelligence requirements (PIRs).

**TASK: Disrupt Enemy Movement and Operations Using Persistent and Nonpersistent Chemical Weapons (34-OPFOR-1001)**

**CONDITION:** Conventional artillery weapons or aircraft are available to deliver chemical weapons. Routes and key bases in the rear area have been selected.

**STANDARD:** Chemical agents are delivered into targeted areas. The movement of enemy supplies and equipment to forward areas is delayed by disrupting command and control systems. Enemy movement is successfully channeled into predesignated ambush areas. Enemy supplies and equipment are contaminated. A high rate of casualties is inflicted on enemy forces.

**ELEMENT:** Analysis and Control Team

**TASK: Emplace the Analysis and Control Team (ACT) (34-6-2019)**

(FM 34-80)

(FM 2-0)

**ITERATION:** 1 2 3 4 5 M (Circle)

**COMMANDER/LEADER ASSESSMENT:** T P U (Circle)

**CONDITIONS:** Given an operational communications control set and an all source analysis system-remote workstation (ASAS-RWS), the analysis and control team is tactically deployed in a theater of operations in support of a brigade combat team. The analysis and control team has been prepared for displacement and a new site has been selected and approved. Some iterations of this task should be performed in mission-oriented protective posture level 4 (MOPP4).

**TASK STANDARDS:** The analysis and control team is operational in 4 hours, and communications are established with the general support company operations center and/or division/brigade analysis and control element (as applicable).

TASK STEPS AND PERFORMANCE MEASURES	GO	NO-GO
<ol style="list-style-type: none"> <li>1. Emplace the analysis and control team at the approved site by setting up all shelters, processors, and support equipment, and ensuring they are operational.</li> <li>2. Establish internal analysis and control team communications.                             <ol style="list-style-type: none"> <li>a. Establish communications between ASAS-RWS to ASAS-RWS.</li> <li>b. Use the communications control set to establish the interface between dissimilar systems, that is, ASAS-RWS, all source terminal, single source terminal, mobile subscriber equipment/tactical packet network.</li> </ol> </li> <li>*3. Coordinate with the brigade signal officer to establish external communications on the mobile subscriber equipment link.                             <ol style="list-style-type: none"> <li>a. Establish the telephone switchboard (SB-3614A) (optional).</li> <li>b. Establish intra-enclave communications via analyst e-mail over the local area network (LAN).</li> <li>c. Establish extra-enclave communications via all source terminal/single source terminal communications control set using the generic gateway protocol (if appropriate).</li> <li>d. Establish very high frequency (VHF) communications via the—                                     <ol style="list-style-type: none"> <li>(1) Single channel ground and airborne radio system (SINCGARS);</li> <li>(2) Digital communications terminal (AN/PSC-2).</li> </ol> </li> <li>e. Establish ultrahigh frequency (UHF) communications with forward sensors, to include the—                                     <ol style="list-style-type: none"> <li>(1) ARC-164 radio.</li> <li>(2) Tactical intelligence generation and evaluation relay.</li> <li>(3) Mobile integrated tactical terminal.</li> <li>(4) Goldwing or improved high frequency radio (if available).</li> <li>(5) Synthesized UHF computer-controlled equipment subsystem radio (a tactical exploitation of national capabilities radio, which may not be available).</li> </ol> </li> </ol> </li> </ol>		



TASK STEPS AND PERFORMANCE MEASURES	GO	NO-GO
<p>4. Analysis and control team establishes satellite communications links with authorized organizations and agencies. Systems supporting this effort include the—</p> <ul style="list-style-type: none"> <li>a. Trojan Spirit (Joint Worldwide Information Communications System (JWICS) or the warfighter’s associate workstation).</li> <li>b. Mobile integrated tactical terminal (if deployed).</li> <li>c. Single channel tactical satellite radio.</li> </ul> <hr/> <p><b>Note:</b> Some units may deploy these assets, normally deployed with the analysis and control element, with the direct support (DS) military intelligence (MI) company in support of brigade operations.</p> <hr/> <p>5. Analysis and control team establishes the joint tactical terminal using the Quickfix and/or guardrail common sensor for interconnectivity with the corps’ intermediate processing facility (other systems may be substituted, as required).</p> <p>6. Establish the common ground station (CGS), ground station module for interface with the Joint Surveillance Target Attack Radar System (JSTARS) and unmanned aerial vehicles (other systems may be substituted, as required).</p>		

TASK PERFORMANCE / EVALUATION SUMMARY BLOCK							
ITERATION	1	2	3	4	5	M	TOTAL
TOTAL TASK STEPS EVALUATED							
TOTAL TASK STEPS “GO”							
TRAINING STATUS “GO”/“NO-GO”							

\* indicates a leader task step.

**SUPPORTING INDIVIDUAL TASKS**

Task Number	Task Title	References
052-191-1362(SL1)	Camouflage Equipment	STP 21-1-SMCT
113-573-8006	Use an Automated Signal Operation Instruction (SOI)	STP 21-24-SMCT
113-637-2001(SL1)	Communicate Via a Tactical Radio	STP 21-1-SMCT
850-001-2000(SL2)	Employ Accident Prevention Measures and Risk Management Process	STP 21-24-SMCT
850-001-3001(SL3)	Control Mission Safety Hazard	STP 21-24-SMCT

SUPPORTING COLLECTIVE TASKS: NONE

OPFOR TASKS AND STANDARDS

**TASK: Disrupt Enemy Movement and Operations Using Persistent and Nonpersistent Chemical Weapons (34-OPFOR-1001)**

**CONDITION:** Conventional artillery weapons or aircraft are available to deliver chemical weapons. Routes and key bases in the rear area have been selected.

**STANDARD:** Chemical agents are delivered into targeted areas. The movement of enemy supplies and equipment to forward areas is delayed by disrupting command and control systems. Enemy movement is successfully channeled into predesignated ambush areas. Enemy supplies and equipment are contaminated. A high rate of casualties is inflicted on enemy forces.

**TASK: Conduct Air Attacks (34-OPFOR-1006)**

**CONDITION:** Opposing force (OPFOR) elements in the rear area have forwarded the coordinates of enemy facilities and elements. OPFOR aircraft have been dispatched to attack enemy installations or convoys.

**STANDARD:** Locate support sites, command and control facilities, and/or convoys. Attack runs on designated targets are conducted. Enemy equipment, supplies, and vehicles are destroyed and enemy personnel are killed.

**TASK: Conduct Aerial Reconnaissance (34-OPFOR-1007)**

**CONDITION:** OPFOR HQ requires intelligence on the location and identification of enemy elements. Aircraft is dispatched to take photographs and conduct a visual inspection of enemy area.

**STANDARD:** Locate and photograph enemy positions in assigned sectors, including support and storage bases and command and control facilities. Visual checks are conducted when possible. The enemy is not engaged. Priority intelligence requests and other information requirements (IRs) are reported to OPFOR HQ.

**TASK: Disrupt Enemy Movement and Operations Using Tactical Nuclear Weapons (34-OPFOR-1002)**

**CONDITION:** Orders have been received to use tactical nuclear weapons in the enemy's rear area. Key locations have been identified.

**STANDARD:** Tactical nuclear missiles are delivered on target. Movement of equipment and supplies is disrupted or delayed to forward areas. Enemy equipment and supplies are destroyed. A high rate of nuclear casualties is inflicted among enemy troops.

**TASK: Conduct Hasty Ambush (34-OPFOR-1003)**

**CONDITION:** OPFOR element is moving in a concealed area when an enemy element is reported moving along an adjacent route.

**STANDARD:** The ambush site is prepared before the arrival of the enemy element. The enemy force is surprised and casualties are inflicted within the designated kill zone. Delay enemy march element from reaching its specified destination. Withdraw, on order, within two minutes of ambush initiation. Report results of mission to headquarters.

**TASK: Conduct Raid (34-OPFOR-1009)**

**CONDITION:** OPFOR element has occupied an objective rally point and has orders to conduct a raid on a rear area base.

**STANDARD:** Surprise the enemy forces. Assault enemy support base and accomplish assigned tasks. Specified equipment and supplies are destroyed. Decisive engagement is avoided. All personnel are withdrawn from the area within the prescribed time. The collected intelligence data satisfies the priority intelligence requirements (PIRs).

**ELEMENT:** Analysis and Control Team

**TASK: Produce a Reconnaissance, Intelligence, Surveillance and Target Acquisition (RISTA) Plan (BDE) (34-6-2020)**

(FM 34-80)  
(FM 34-2)

(FM 2-0)  
(FM 34-2-1)

(FM 34-130)

**ITERATION:** 1 2 3 4 5 M (Circle)

**COMMANDER/LEADER ASSESSMENT:** T P U (Circle)

**CONDITIONS:** Given the division operation order (OPORD) of an upcoming operation, the brigade intelligence officer (S2) and analysis and control team have begun the planning process. The all source analysis system-remote workstation (ASAS-RWS) may or may not be available. Some iterations of this task should be performed in mission-oriented protective posture level 4 (MOPP4).

**TASK STANDARDS:** The brigade S2/analysis and control team develop, in conjunction with the brigade's battle staff, the initial reconnaissance, intelligence, surveillance, and target acquisition (RISTA) plan using organic and attached elements to accomplish the commander's reconnaissance objectives and answer his priority intelligence requirements (PIRs).

TASK STEPS AND PERFORMANCE MEASURES	GO	NO-GO
<p>*1. Issue specific guidance on RISTA objectives and PIRs.</p> <p>2. Establish limits (areas) of responsibility for subordinate units during the intelligence preparation of the battlefield process and issue the limits to the units as soon as possible.</p> <p>3. During war-gaming, the brigade S2/analysis and control team contacts the division assistant chief of staff, intelligence (G2) on the operations and intelligence network to confirm order of battle information.</p> <hr/> <p><b>Note:</b> This function is performed automatically in the digitized brigade units through the ASAS-RWS and maneuver control system.</p> <hr/> <p>4. Begin developing the initial RISTA plan to support friendly courses of action (COAs) and the decision support template.</p> <hr/> <p><b>Note:</b> RISTA planning is a brigade battle staff function. The S2, operations officer (S3), supply officer (S4), fire support officer (FSO), and brigade reconnaissance troop all have critical input into the RISTA plan. The brigade S3 is ultimately responsible for the production and issuance of the RISTA plan in support of brigade operations.</p> <hr/> <p>a. Use the commander's RISTA objectives and PIRs in conjunction with the situation and event templates and associate them with the expected enemy COA. Ensure the counter-RISTA plan is included in the overall RISTA plan.</p> <p>b. The brigade S2 coordinates with other staff sections to identify and list all available collection assets.</p> <hr/> <p><b>Note:</b> This function is performed automatically in the digitized brigade units through the ASAS-RWS and maneuver control system.</p> <hr/>		

TASK STEPS AND PERFORMANCE MEASURES	GO	NO-GO
<p>c. The brigade S2 prepares the intelligence synchronization matrix to answer PIRs and targeting requirements that meet the commander's reconnaissance objectives.</p> <hr/> <p><b>Note:</b> This function is performed automatically in the digitized brigade units through the ASAS-RWS and maneuver control system.</p> <hr/> <p>d. Ensure there are redundancies in the collection effort so combat information and intelligence is not missed. Coordinate subordinate battalion RISTA plans to meet brigade RISTA requirements and capabilities.</p> <p>e. Ensure there is a mix of assets used to support the collection effort.</p> <p>f. Ensure cueing is used to maximize asset effectiveness.</p> <p>g. Create the RISTA overlay with the RISTA matrix based on addressing who, what, where, when, and how. At a minimum the overlay should include—</p> <ul style="list-style-type: none"> <li>(1) Routes.</li> <li>(2) Zones and areas of reconnaissance.</li> <li>(3) Limits of responsibilities.</li> <li>(4) Passage points.</li> <li>(5) Control points.</li> <li>(6) Listening post and observation post positions.</li> <li>(7) Ground surveillance system positions (primary, alternate, and supplementary) and scout routes and/or positions.</li> <li>(8) Sectors of scan for sensors.</li> <li>(9) Medical evacuation locations.</li> <li>(10) Named areas of interest (NAI).</li> <li>(11) Friendly boundaries.</li> </ul> <p>h. Task appropriate assets to cover specific named areas of interest (NAIs) and answer specific PIRs.</p> <p>i. Use annex L of the OPORD to brief the commander, staff, section leaders, battalion S2s, and patrol leaders on the RISTA and counter-RISTA plans. At a minimum this should include—</p> <ul style="list-style-type: none"> <li>(1) Who is tasked.</li> <li>(2) What to look for.</li> <li>(3) Why to look.</li> <li>(4) When to look.</li> <li>(5) How long to look.</li> <li>(6) What one can expect to find or see.</li> <li>(7) How to get to where one is supposed to be.</li> <li>(8) Passage of lines and recognition signals.</li> <li>(9) Friendly assets in the area of operations and locations.</li> <li>(10) Resupply.</li> <li>(11) Obstacles.</li> <li>(12) Medical evacuation.</li> <li>(13) Nuclear, biological, and chemical hazards.</li> </ul>		

TASK STEPS AND PERFORMANCE MEASURES	GO	NO-GO
<p>j. Distribute the final RISTA and counter-RISTA plans to higher and subordinate elements.</p> <p>k. Request reconnaissance support from higher elements, if needed.</p> <p>l. Evaluate reports, review requirements, and identify intelligence gaps.</p> <p>m. Analyze reports to confirm or deny your templates and models and tell the commander what they mean.</p> <p>n. Update templates, as needed.</p> <p>*5. The S2 recommends changes to the RISTA plan based upon the tactical situation.</p>		

TASK PERFORMANCE / EVALUATION SUMMARY BLOCK							
ITERATION	1	2	3	4	5	M	TOTAL
TOTAL TASK STEPS EVALUATED							
TOTAL TASK STEPS "GO"							
TRAINING STATUS "GO"/"NO-GO"							

\* indicates a leader task step.

**SUPPORTING INDIVIDUAL TASKS**

Task Number	Task Title	References
071-329-1019(SL2)	Use a Map Overlay	STP 21-24-SMCT
071-332-5000(SL3)	Prepare an Operation Overlay	STP 21-24-SMCT
071-332-5021(SL3)	Prepare a Situation Map	STP 21-24-SMCT
113-637-2001(SL1)	Communicate Via a Tactical Radio	STP 21-1-SMCT
301-96B-2052	Develop a Reconnaissance and Surveillance (R&S) Plan	STP 34-96B15-SM-TG
301-96B-3052	Validate the Reconnaissance and Surveillance (R&S) Plan	STP 34-96B15-SM-TG
301-98G-4256	Plan Electronic Support/Electronic Attack (ES/EA) Operations	STP 34-98G14-SM-TG
850-001-2000(SL2)	Employ Accident Prevention Measures and Risk Management Process	STP 21-24-SMCT
850-001-3001(SL3)	Control Mission Safety Hazard	STP 21-24-SMCT

SUPPORTING COLLECTIVE TASKS: NONE

OPFOR TASKS AND STANDARDS

**TASK: Conduct Aerial Reconnaissance (34-OPFOR-1007)**

**CONDITION:** Opposing force (OPFOR) HQ requires intelligence on the location and identification of enemy elements. Aircraft is dispatched to take photographs and conduct a visual inspection of enemy area.

**STANDARD:** Locate and photograph enemy positions in assigned sectors, including support and storage bases and command and control facilities. Visual checks are conducted when possible. The enemy is not engaged. Priority intelligence requests and other information requirements (IRs) are reported to OPFOR HQ.

**TASK: Disrupt Enemy Movement and Operations Using Tactical Nuclear Weapons (34-OPFOR-1002)**

**CONDITION:** Orders have been received to use tactical nuclear weapons in the enemy's rear area. Key locations have been identified.

**STANDARD:** Tactical nuclear missiles are delivered on target. Movement of equipment and supplies is disrupted or delayed to forward areas. Enemy equipment and supplies are destroyed. A high rate of nuclear casualties is inflicted among enemy troops.

**TASK: Conduct Electronic Warfare (34-OPFOR-1012)**

**CONDITION:** OPFOR employs collection and direction-finding assets (ground and air) to monitor and locate enemy forces.

**STANDARD:** Locate the positions of enemy command, intelligence, and logistics units. Forward the locations of the positions to OPFOR headquarters. Use jamming signals against enemy radio receivers. Monitor enemy radio networks and report all information of intelligence value to OPFOR HQ.

**TASK: Disrupt Enemy Movement and Operations Using Persistent and Nonpersistent Chemical Weapons (34-OPFOR-1001)**

**CONDITION:** Conventional artillery weapons or aircraft are available to deliver chemical weapons. Routes and key bases in the rear area have been selected.

**STANDARD:** Chemical agents are delivered into targeted areas. The movement of enemy supplies and equipment to forward areas is delayed by disrupting command and control systems. Enemy movement is successfully channeled into predesignated ambush areas. Enemy supplies and equipment are contaminated. A high rate of casualties is inflicted on enemy forces.

**ELEMENTS:** Company  
Platoon

**TASK: Defend Convoy Elements (63-2-4006.34-0001)**  
(FM 55-30) (FM 3-11.4) (FM 44-8)

**ITERATION:** 1 2 3 4 5 M (Circle)

**COMMANDER/LEADER ASSESSMENT:** T P U (Circle)

**CONDITIONS:** Threat forces attack the march column. The unit has analog and/or digital communications with higher HQ. The higher HQ operation order (OPORD) with all annexes and overlays, unit tactical standing operating procedures (TSOP), and higher HQ TSOP are available. The unit is conducting a tactical road march. Close air support (CAS) sorties and indirect fire support have been allocated, but with low priority. Pyrotechnics are available for signaling and marking locations. This task is conducted under all day or night environmental conditions. The threat is capable of launching air; nuclear, biological and chemical (NBC); and ground Level I threat forces attack. Some iterations of this task should be performed in mission-oriented protective posture level 4 (MOPP4).

**TASK STANDARDS:** Attacks are repelled by proper immediate action techniques and march is resumed in accordance with TSOP and movement order. At MOPP4, performance degradation factors increase response times.

TASK STEPS AND PERFORMANCE MEASURES	GO	NO-GO
<p>*1. Convoy/serial commander supervises reaction to sniper fire.</p> <ul style="list-style-type: none"> <li>a. Locates approximate location of sniper incident on map from convoy element reports using analog and/or digital communications or individual reports.</li> <li>b. Identifies whether area is a free-fire zone or restricted-fire zone.</li> <li>c. Authorizes return fire only if sniper(s) are located.</li> <li>d. Directs march elements to increase march speed and interval between vehicles until they have cleared the area using analog and/or digital communications or visual signals.</li> <li>e. Provides instructions to follow-on convoy elements using analog and/or digital communications.</li> <li>f. Forwards incident report to higher HQ staff element using analog and/or digital communications.</li> </ul> <p>2. Unit takes action against sniper fire.</p> <ul style="list-style-type: none"> <li>a. Maintains situational awareness using analog and/or digital communications.</li> <li>b. Reports sniper fire to convoy commander immediately upon contact.</li> <li>c. Returns fire immediately that kills snipers or suppresses their fire (designated personnel only).</li> <li>d. Increases column rate of march and vehicle interval.</li> </ul>		

TASK STEPS AND PERFORMANCE MEASURES	GO	NO-GO
<p><b>*3.</b> Convoy/serial commander supervises defense against ambush, whether road is blocked or not blocked.</p> <ul style="list-style-type: none"> <li><b>a.</b> Identifies location of ambush site on map with map overlay using analog and/or digital communications.</li> <li><b>b.</b> Directs convoy elements under attack to employ correct protective actions as prescribed in higher HQ movement order and TSOP.</li> <li><b>c.</b> Provides instructions on halt points and security requirements to all convoy elements.</li> <li><b>d.</b> Forwards initial incident report to higher HQ staff element using analog and/or digital communications.</li> <li><b>e.</b> Directs hardened vehicles with automatic fire capability into position to lay down concentrated fire on threat position(s).</li> <li><b>f.</b> Directs the convoy/serial elements ahead and convoy element following to organize security teams to attack flanks of threat ambush party.</li> <li><b>g.</b> Maintains constant communications with all convoy and serial elements engaging threat to immediately make adjustments to tactical situation using analog and/or digital communications.</li> <li><b>h.</b> Forwards subsequent situation reports (SITREPs) to higher HQ staff element as situation changes, using analog and/or digital communications.</li> <li><b>i.</b> Requests immediate CAS and/or indirect fire support from higher HQ staff element using analog and/or digital communications.</li> <li><b>j.</b> Directs use of pyrotechnics for signaling or marking areas.</li> <li><b>k.</b> Develops contingency plans to displace elements not under attack and withdraw elements under attack.</li> </ul> <p><b>4.</b> Unit defends against ground ambush (road not blocked).</p> <ul style="list-style-type: none"> <li><b>a.</b> Reports ambush to convoy/serial commander immediately upon contact using analog and/or digital communications.</li> <li><b>b.</b> Identifies threat location(s).</li> <li><b>c.</b> Returns fire immediately, which kills threat and suppresses enemy fire (nondriving personnel).</li> <li><b>d.</b> Stops vehicles (not in kill zone).</li> <li><b>e.</b> Increases rate of march until out of kill zone (vehicles in kill zone).</li> <li><b>f.</b> Keeps roadway clear by pushing disabled vehicles aside.</li> <li><b>g.</b> Organizes security element(s) of soldiers not in kill zone (senior member present).</li> <li><b>h.</b> Directs fire and maneuver of security elements to allow remaining vehicles to pass through kill zone (senior member present).</li> <li><b>i.</b> Forwards SITREP to convoy/serial commander using analog and/or digital communications.</li> </ul>		



TASK STEPS AND PERFORMANCE MEASURES	GO	NO-GO
<p><b>5.</b> Unit defends against ground attack (road blocked).</p> <ul style="list-style-type: none"> <li><b>a.</b> Reports ambush to convoy/serial commander immediately upon contact.</li> <li><b>b.</b> Dismounts vehicles on opposite side of direction of ambush.</li> <li><b>c.</b> Returns fire immediately, which kills threat or suppresses enemy fire (soldiers in kill zone).</li> <li><b>d.</b> Takes up firing positions while awaiting orders (soldiers not in kill zone).</li> <li><b>e.</b> Organizes security element(s) of soldiers not in kill zone (senior member present).</li> <li><b>f.</b> Directs fire and maneuver of security elements to allow removal of roadblock (senior member present).</li> <li><b>g.</b> Forwards SITREP to convoy/serial commander using analog and/or digital communications.</li> </ul> <p><b>*6.</b> Convoy/serial commander requests indirect fire support.</p> <ul style="list-style-type: none"> <li><b>a.</b> Requests fire support in accordance with instructions in the higher HQ movement order or TSOP using analog and/or digital communications.</li> <li><b>b.</b> Identifies grid direction to threat location.</li> <li><b>c.</b> Identifies threat target location using grid coordinates or shift from a known point.</li> <li><b>d.</b> Transmits call for fire in proper sequence using analog and/or digital communications.</li> <li><b>e.</b> Transmits fire adjustment information in proper sequence to the fire support element, if an "adjust fire" mission is required, using analog and/or digital communications.</li> <li><b>f.</b> Transmits "end of mission" and surveillance report, if fire was sufficient, using analog and/or digital communications.</li> </ul> <p><b>*7.</b> Convoy/serial commander requests CAS.</p> <ul style="list-style-type: none"> <li><b>a.</b> Verifies threat position(s).</li> <li><b>b.</b> Requests CAS by means prescribed in higher HQ movement order using analog and/or digital communications.</li> <li><b>c.</b> Supervises preparation of unit personnel for friendly strike.</li> <li><b>d.</b> Directs marking of friendly unit location(s) with prescribed colored smoke.</li> <li><b>e.</b> Communicates strike effectiveness to higher HQ staff element using analog and/or digital communications.</li> </ul> <p><b>*8.</b> Convoy/serial commander supervises reorganization after attack.</p> <ul style="list-style-type: none"> <li><b>a.</b> Identifies status of all personnel, equipment, and cargo through convoy element reports using analog and/or digital communications.</li> <li><b>b.</b> Coordinates requirements within march elements for load transfer, vehicle repairs, mortuary affairs, and medical evacuation using analog and/or digital communications.</li> </ul>		

TASK STEPS AND PERFORMANCE MEASURES	GO	NO-GO
<p>c. Requests emergency destruction authorization from higher HQ staff element for unrepairable items using analog and/or digital communications.</p> <p>d. Forwards SITREP to higher HQ staff element using analog and/or digital communications.</p> <p>9. Unit reorganizes after the attack.</p> <p>a. Maintains 360-degree surveillance.</p> <p>b. Treats casualties.</p> <hr/> <p><b>Note:</b> See Task 08-2-0003.34-0001 for detailed treatment procedures.</p> <hr/> <p>c. Reports casualties using analog and/or digital communications.</p> <p>d. Requests air ambulance support through convoy/serial commander.</p> <p>e. Reestablishes chain of command, if necessary.</p> <p>f. Secures landing zone, if air ambulance is required.</p> <p>g. Evacuates casualties.</p> <hr/> <p><b>Note:</b> See Task 08-2-C316.34-0001 for detailed casualty evacuation procedures.</p> <hr/> <p>h. Performs mortuary affairs functions.</p> <hr/> <p><b>Note:</b> See Task 10-2-C318.34-0001 for detailed mortuary affairs procedures.</p> <hr/> <p>i. Assesses damage to vehicles and cargo to determine operability and repairability.</p> <p>j. Performs battle damage assessment and repair (BDAR) for recoverable vehicles.</p> <p>k. Removes critical items from unrecoverable vehicles.</p> <p>l. Requests emergency destruction of vehicles and nonmedical equipment from march commander using analog and/or digital communications.</p> <p>m. Forwards SITREP to convoy/serial commander using analog and/or digital communications.</p> <p>n. Reorganizes convoy and serial elements.</p> <p>o. Resumes march.</p>		

TASK PERFORMANCE / EVALUATION SUMMARY BLOCK							
ITERATION	1	2	3	4	5	M	TOTAL
TOTAL TASK STEPS EVALUATED							
TOTAL TASK STEPS "GO"							
TRAINING STATUS "GO"/"NO-GO"							

\* indicates a leader task step.

SUPPORTING INDIVIDUAL TASKS

Task Number	Task Title	References
061-283-6003(SL2)	Adjust Indirect Fire	STP 21-24-SMCT
071-004-0006(SL1)	Engage Targets With an M9 Pistol	STP 21-1-SMCT
071-008-0007(SL1)	Engage Targets With an M16A1 or M16A2 Rifle Using an AN/PAS-13 Series Thermal Sight	STP 21-1-SMCT
071-010-0006(SL1)	Engage Targets With an M249 Machine Gun	STP 21-1-SMCT
071-025-0007(SL1)	Engage Targets With an M240B Machine Gun	STP 21-1-SMCT
071-030-0004(SL1)	Engage Targets With an MK19 Machine Gun	STP 21-1-SMCT
071-100-0003(SL1)	Engage Targets With an M4 or M4A1 Carbine	STP 21-1-SMCT
071-311-2130(SL1)	Engage Targets With an M203 Grenade Launcher	STP 21-1-SMCT
071-312-3031(SL1)	Engage Targets With an M60 Machine Gun	STP 21-1-SMCT
071-313-3454(SL1)	Engage Targets With a Caliber .50 M2 Machine Gun	STP 21-1-SMCT
071-315-2308(SL1)	Engage Targets With an M16A1 or M16A2 Rifle Using a Night Vision Sight AN/PVS-4	STP 21-1-SMCT
071-325-4407(SL1)	Employ Hand Grenades	STP 21-1-SMCT
071-326-0502(SL1)	Move Under Direct Fire	STP 21-1-SMCT
071-326-0503(SL1)	Move Over, Through, or Around Obstacles (Except Minefields)	STP 21-1-SMCT
071-326-0608(SL2)	Use Visual Signalling Techniques	STP 21-24-SMCT
071-326-3002(SL1)	React to Indirect Fire While Mounted	STP 21-1-SMCT
071-326-3013(SL3)	Conduct a Tactical Road March	STP 21-24-SMCT
071-329-1019(SL2)	Use a Map Overlay	STP 21-24-SMCT
071-329-1030(SL1)	Navigate From One Point on the Ground to Another Point While Mounted	STP 21-1-SMCT
071-410-0002(SL1)	React to Direct Fire While Mounted	STP 21-1-SMCT
071-410-0019(SL3)	Control Organic Fires	STP 21-24-SMCT
071-430-0006(SL4)	Conduct a Defense by a Platoon	STP 21-24-SMCT
081-831-0101(SL2)	Request Medical Evacuation	STP 21-24-SMCT
081-831-1000(SL1)	Evaluate a Casualty	STP 21-1-SMCT
081-831-1046(SL1)	Transport a Casualty	STP 21-1-SMCT
081-831-1054(SL2)	Evacuate Casualties	STP 21-24-SMCT
101-92Y-0006(SL2)	Inspect Equipment for Accountability, Cleanliness, and Serviceability	STP 21-24-SMCT
113-637-2001(SL1)	Communicate Via a Tactical Radio	STP 21-1-SMCT
159-200-2020(SL4)	Integrate Threat Capabilities Into Mission Planning	STP 21-24-SMCT
551-88M-0001(SL3)	Lead a Convoy Serial/March Unit	STP 21-24-SMCT
551-88M-0005(SL1)	Operate a Vehicle in a Convoy	STP 21-1-SMCT
551-88N-0002(SL2)	Prepare for Unit Movement	STP 21-24-SMCT
551-88N-0003(SL4)	Plan Unit Move	STP 21-24-SMCT
551-88N-0004(SL3)	Coordinate Unit Movement	STP 21-24-SMCT
805C-PAD-2060 (SL2)	Report Casualties	STP 21-24-SMCT
850-001-3001(SL3)	Control Mission Safety Hazard	STP 21-24-SMCT
850-001-4001(SL4)	Integrate Risk Management Into Platoon	STP 21-24-SMCT

SUPPORTING COLLECTIVE TASKS:

Task Number	Task Title
07-3-C211.34-0001	Move Tactically
07-3-C227.34-0001	Perform a Tactical Road March
08-2-0003.34-0001	Treat Casualties
08-2-C316.34-0001	Transport Casualties
10-2-C318.34-0001	Perform Unit Graves Registration (GRREG) Operations
55-2-C324.34-0001	Conduct a Convoy

OPFOR TASKS AND STANDARDS

**TASK: Conduct Hasty Ambush (34-OPFOR-1003)**

**CONDITION:** Opposing force (OPFOR) element is moving in a concealed area when an enemy element is reported moving along an adjacent route.

**STANDARD:** The ambush site is prepared before the arrival of enemy element. The enemy force is surprised and casualties are inflicted within the designated kill zone. Delay enemy march element from reaching its specified destination. Withdraw, on order, within 2 minutes of ambush initiation. Report results of mission to headquarters.

**TASK: Conduct Deliberate Ambush (34-OPFOR-1004)**

**CONDITION:** OPFOR element is operating along an enemy major supply route. Intelligence has reported an enemy convoy approaching the element. Headquarters has ordered complete destruction of the march element. The march element is approximately 15 minutes from the ambush point. OPFOR element possesses automatic weapons, antiarmor weapons, and command-detonated mines.

**STANDARD:** Prepare ambush site before arrival of enemy convoy. Surprise enemy forces. Force enemy march element to halt in kill zone. Kill, wound, or capture enemy personnel and destroy all vehicles and equipment. Consolidate and withdraw from the area on order. Results of the mission are reported to headquarters.

**TASK: Conduct Sniper Operations (34-OPFOR-1005)**

**CONDITION:** OPFOR element has received a sniper mission from headquarters. Snipers are assigned missions in the enemy rear area along major supply routes and near support sites.

**STANDARD:** Infiltrate enemy area of operations and set up a well-concealed location. Vehicle drivers or personnel on foot engage with short bursts of semiautomatic fire. Selected targets are killed or wounded. Prevent position from being discovered and evacuate the area without being detected. Results of the operation are reported to OPFOR headquarters.

**TASK: Conduct Air Attacks (34-OPFOR-1006)**

**CONDITION:** OPFOR elements in the rear area have forwarded the coordinates of enemy facilities and elements. OPFOR aircraft have been dispatched to attack enemy installations or convoys.

**STANDARD:** Support sites, command and control facilities, and/or convoys are located. Conduct attack runs on designated targets. Enemy equipment, supplies, and vehicles are destroyed and enemy personnel are killed.

**ELEMENTS:** Operations Platoon Headquarters  
 Company Headquarters  
 DS Company MI Battalion  
 Ground Surveillance Radar Section (4 Teams)

**TASK: Move Tactically (07-3-C211.34-0001)**  
 (FM 7-7) (FM 7-10) (FM 7-20)

**ITERATION:** 1 2 3 4 5 M (Circle)

**COMMANDER/LEADER ASSESSMENT:** T P U (Circle)

**CONDITIONS:** While conducting tactical operations as part of a task force, the platoon receives an operation order (OPORD) or fragmentary order (FRAGO) directing it to conduct tactical movement. The order includes graphic control measures for movement; it may or may not designate the route or axis of advance. Enemy contact may or may not be expected during the movement. Some iterations of this task should be performed in mission-oriented protective posture level 4 (MOPP4).

**TASK STANDARDS:** The platoon moves on the route or axis of advance using formations and techniques of movement as specified in the OPORD/FRAGO or as directed by the platoon leader. As necessary, the platoon adjusts the route/axis, formation, and/or movement technique in response to the changing probability of enemy contact and/or changes in the tactical situation. Maintains movement security at all times.

TASK STEPS AND PERFORMANCE MEASURES	GO	NO-GO
<p>*1. Platoon leader conducts troop-leading procedures, with emphasis on the following planning considerations:</p> <ul style="list-style-type: none"> <li>a. Executes the eight troop-leading steps as thoroughly as the tactical situation permits.</li> <li>b. Develops a thorough mission analysis, focusing on the factors of mission, enemy, terrain, troops, time available, and civilian considerations (METT-TC). Assigns all squads an area of responsibility.</li> <li>c. Conducts reconnaissance and develops a movement plan as time permits. Directs squad leaders to assign individual areas of responsibility.</li> <li>d. Plans the use of dismounts when any of the following conditions apply:                             <ul style="list-style-type: none"> <li>(1) Detailed reconnaissance is required.</li> <li>(2) Stealth is required.</li> <li>(3) Enemy contact is expected or visual contact has been made.</li> <li>(4) Vehicle movement is restricted by terrain.</li> <li>(5) Time is not limited.</li> <li>(6) Security is the primary concern.</li> </ul> </li> <li>e. Initiates movement to designated route or sector as required to support the plan.</li> </ul>		

TASK STEPS AND PERFORMANCE MEASURES	GO	NO-GO
<p><b>*2.</b> Determine appropriate movement route, technique, and formation based on mission analysis and reconnaissance.</p> <ul style="list-style-type: none"> <li><b>a.</b> Select movement route that provides adequate cover and concealment (unless specified in the OPORD/FRAGO).</li> <li><b>b.</b> Selects technique of movement based on METT-TC (unless specified in the OPORD/FRAGO). <ul style="list-style-type: none"> <li><b>(1)</b> Selects traveling technique when speed is necessary and enemy contact is not likely. OR</li> <li><b>(2)</b> Selects traveling overwatch technique when speed is necessary, but enemy contact is possible. OR</li> <li><b>(3)</b> Selects bounding overwatch technique when enemy contact is expected or when crossing a danger area. <ul style="list-style-type: none"> <li><b>(a)</b> Selects alternate bounding method when a secure, but more rapid, advance is required.</li> <li><b>(b)</b> Selects successive bounding methods when maximum security and ease of control are required.</li> </ul> </li> </ul> </li> <li><b>c.</b> Selects movement formation based on METT-TC (unless specified in the OPORD/FRAGO or unit standing operating procedures [SOP]). <ul style="list-style-type: none"> <li><b>(1)</b> Selects column formation when speed is critical, when the platoon is moving through restrictive terrain on a specific route, and/or when enemy contact is not likely. OR</li> <li><b>(2)</b> Selects staggered column formation when speed is critical, when there is limited area for lateral dispersion, and/or when enemy contact is not likely. OR</li> <li><b>(3)</b> Selects vee formation when terrain restricts movement or when overwatch within the platoon is required. OR</li> <li><b>(4)</b> Selects line formation when the commander specifies maximum reconnaissance forward and/or multiple separate reconnaissance sources.</li> </ul> </li> </ul> <p><b>3.</b> Employs the selected technique of movement and formation.</p> <ul style="list-style-type: none"> <li><b>a.</b> Uses the correct visual signal and/or voice command. OR</li> <li><b>b.</b> Uses graphic control measures or other cues to initiate the technique of movement.</li> </ul> <p><b>*4.</b> Designates the movement technique to be used based on METT-TC.</p> <ul style="list-style-type: none"> <li><b>a.</b> As ordered, employs traveling techniques of movements. <ul style="list-style-type: none"> <li><b>(1)</b> Assumes correct order of march as directed.</li> <li><b>(2)</b> Moves continuously as one unit, with one element trailing the other.</li> <li><b>(3)</b> Maintains interval and dispersion between vehicles as terrain and weather permit.</li> <li><b>(4)</b> Uses terrain-driving techniques by individual vehicles to reduce exposure.</li> <li><b>(5)</b> Maintains visual contact between lead and trail elements.</li> <li><b>(6)</b> As much as possible, maintains team integrity and organizes the formation for the ease of deployment for the upcoming mission.</li> <li><b>(7)</b> Maintains areas of responsibility for observation and fire to ensure 360-degree security.</li> </ul> </li> </ul>		

TASK STEPS AND PERFORMANCE MEASURES	GO	NO-GO
<p><b>b.</b> As ordered, employs traveling overwatch technique of movement.</p> <ul style="list-style-type: none"> <li>(1) Chooses the appropriate formation. <ul style="list-style-type: none"> <li>(a) Team vee.</li> <li>(b) Team wedge.</li> </ul> </li> <li>(2) Assumes positions as lead and trail elements as designated.</li> <li>(3) Lead element moves continuously while the trail element halts periodically at vantage points from which it can provide overwatch or support by fire (SBF) for the lead elements.</li> <li>(4) Uses terrain driving (when mounted) techniques by individual vehicles to reduce exposure.</li> <li>(5) Maintains command and control of platoon/team, using hand-and-arm signals of FM communications as the terrain allows.</li> <li>(6) Maintains 360-degree security.</li> <li>(7) Scouts as necessary to maintain security.</li> </ul> <p><b>c.</b> As ordered, employs bounding overwatch technique of movement.</p> <ul style="list-style-type: none"> <li>(1) Assumes appropriate formation (team vee or team wedge) as designated.</li> <li>(2) Assumes positions as lead (bounding) and trail (overwatch) elements as designated.</li> <li>(3) Executes the following actions when using alternate bounds: <ul style="list-style-type: none"> <li>(a) The designated overwatch element (called a team in this example; it can also be a single vehicle) occupies firing positions that afford optimum fields of observation and fire and provides overwatch/SBF or the bounding element (team B in this example).</li> <li>(b) Once team A reports "SET," team B begins its bound past team A, taking care not to obstruct the overwatch element's fields of observation and fire in accordance with METT-TC).</li> <li>(c) Team B occupies the overwatch/SBF position within observation range of team A and no more than half the distance of the maximum effective range of team A's main weapon system.</li> <li>(d) Once team B reports "SET," team A begins its bound in the direction of team B's position.</li> <li>(e) Team A occupies the overwatch/SBF position abreast of team B, taking care not obstruct fields of observation and fire (in accordance with METT-TC).</li> <li>(f) The two elements/vehicles repeat this sequence of bounding until the platoon/team halt or the technique of movement is changed.</li> <li>(g) Platoon/team dismounts scouts as necessary to provide security.</li> </ul> </li> </ul> <p><b>5.</b> Platoon/team moves using appropriate formation as directed by the platoon/team leader.</p> <ul style="list-style-type: none"> <li><b>a.</b> Platoon/team executes column formation <ul style="list-style-type: none"> <li>(1) Briefs team leaders on the route of march (and specifies use of waypoints).</li> <li>(2) Positions himself where the platoon can most effectively execute the formation and where he can best command and control the platoon.</li> <li>(3) Directs teams to move to designated position within the formation.</li> <li>(4) Ensures proper intervals and speed are maintained.</li> </ul> </li> </ul>		

TASK STEPS AND PERFORMANCE MEASURES	GO	NO-GO
<p>(5) Provides 360-degree security.</p> <p>b. Executes staggered column formation.</p> <p>(1) Briefs team leaders on the route of march; specifies use of waypoints.</p> <p>(2) Positions himself where the platoon can most effectively execute the formation and where he can best command and control the platoon.</p> <p>(3) Directs teams to move into designated positions within the formation, with individuals staggered on alternate sides of the prescribed route and the trail sections positioned to provide overwatch for the lead section, as necessary.</p> <p>(4) Ensures soldiers maintain proper lateral dispersion, interval, and speed.</p> <p>(5) Provides 360-degree security.</p> <p>c. Executes a vee formation.</p> <p>(1) Platoon leader deploys team C; platoon sergeant deploys team B.</p> <p>(2) A and B teams reconnoiter forward while team C provides overwatch/SBF.</p> <p>(3) Ensure soldiers maintain positions so that the trail team can monitor the lead team's movement.</p> <p>(4) Ensure soldiers maintain proper later dispersion, interval and speed.</p> <p>(5) Provide security to the front and flanks.</p> <p>d. Executes a line formation.</p> <p>(1) Platoon deploys in linear configuration, allowing maximum reconnaissance forward.</p> <p>(2) Platoon leader deploys team C; platoon sergeant should deploy team B.</p> <p>(3) Ensures soldiers maintain proper lateral dispersion, interval, and speed.</p> <p>(4) Provides security to the front.</p> <p>6. Platoon executes herringbone or coil formation when it must establish local security during a halt or at the completion of tactical movement.</p> <p>a. Executes a herringbone formation when the platoon makes a scheduled or unscheduled halt (assume a hasty defense with 360-degree security while remaining postured to resume movement in the direction of travel).</p> <p>(1) Uses graphic control measures or a cue to initiate the formation change. OR</p> <p>(2) Uses proper voice command or visual signals.</p> <p>(3) Directs soldiers to move into covered and concealed positions on alternating sides of the route.</p> <p>(4) Directs soldiers to orient outward and maintain proper dispersion.</p> <p>(5) Maintains 360-degree security.</p> <p>(6) In an unscheduled halt, take the following actions:</p> <p>(a) Determine the cause of the halt.</p> <p>(b) Inform leaders of the halt and its cause.</p> <p>(c) Develop a course of action.</p> <p>(d) Resume movement as soon as possible.</p> <p>(7) In a scheduled halt, take the following actions:</p> <p>(a) Direct platoon to perform maintenance operations.</p> <p>(b) Direct platoon to conduct resupply operations, if required.</p>		



TASK STEPS AND PERFORMANCE MEASURES	GO	NO-GO
<p><b>b.</b> Executes a coil formation when the platoon/team is operating independently and must establish 360 degrees of security during extended halts or lulls in combat in accordance with METT-TC factors.</p> <p>(1) Uses graphic control measures or a cue to initiate the formation change. OR</p> <p>(2) Uses proper voice command or visual signal.</p> <p>(3) In a high-mobility multipurpose wheeled vehicle (HMMWV), vehicles move into designated positions within the formation. The following steps apply:</p> <p>(a) Team A occupies a covered and concealed position in the direction of travel (12 o'clock).</p> <p>(b) Team B occupies a covered and concealed position at 3 o'clock.</p> <p>(c) Team C occupies a covered and concealed position at 9 o'clock.</p> <p>(d) Team D occupies a covered and concealed position at 6 o'clock.</p> <p>(e) Headquarters team occupies a covered and concealed position in the center of the formation.</p> <p>(4) Orient vehicles outward and maintain proper dispersion in accordance with METT-TC and/or OPORD/FRAGO.</p> <p>(5) Orient weapons outward to maintain 360-degree security.</p>		

TASK PERFORMANCE / EVALUATION SUMMARY BLOCK							
ITERATION	1	2	3	4	5	M	TOTAL
TOTAL TASK STEPS EVALUATED							
TOTAL TASK STEPS "GO"							
TRAINING STATUS "GO"/"NO-GO"							

\* indicates a leader task step.

SUPPORTING INDIVIDUAL TASKS

Task Number	Task Title	References
071-326-0502(SL1)	Move Under Direct Fire	STP 21-1-SMCT
071-326-0503(SL1)	Move Over, Through, or Around Obstacles (Except Minefields)	STP 21-1-SMCT
071-326-0510(SL1)	React to Indirect Fire While Dismounted	STP 21-1-SMCT
071-326-3002(SL1)	React to Indirect Fire While Mounted	STP 21-1-SMCT
071-329-1006(SL1)	Navigate From One Point on the Ground to Another Point While Dismounted	STP 21-1-SMCT
071-329-1030(SL1)	Navigate From One Point on the Ground to Another Point While Mounted	STP 21-1-SMCT
191-380-0109(SL4)	Plan Patrol Activities	STP 21-24-SMCT
850-001-2000(SL2)	Employ Accident Prevention Measures and Risk Management Process	STP 21-24-SMCT
850-001-3001(SL3)	Control Mission Safety Hazard	STP 21-24-SMCT
850-001-4001(SL4)	Integrate Risk Management Into Platoon	STP 21-24-SMCT

SUPPORTING COLLECTIVE TASKS: None

OPFOR TASKS AND STANDARDS

**TASK: Conduct Hasty Ambush (34-OPFOR-1003)**

**CONDITION:** Opposing force (OPFOR) element is moving in a concealed area when an enemy element is reported moving along an adjacent route.

**STANDARD:** The ambush site is prepared before the arrival of the enemy element. The enemy force is surprised and casualties are inflicted within the designated kill zone. Delay enemy march element from reaching its specified destination. Withdraw, on order, within 2 minutes of ambush initiation. Report results of mission to headquarters.

**TASK: Conduct Air Attacks (34-OPFOR-1006)**

**CONDITION:** OPFOR elements in the rear area have forwarded the coordinates of enemy facilities and elements. OPFOR aircraft have been dispatched to attack enemy installations or convoys.

**STANDARD:** Locate support sites, command and control facilities, and/or convoys. Conduct attack runs on designated targets. Enemy equipment, supplies, and vehicles are destroyed and enemy personnel are killed.

**TASK: Disrupt Enemy Movement and Operations Using Tactical Nuclear Weapons (34-OPFOR-1002)**

**CONDITION:** Orders have been received to use tactical nuclear weapons in the enemy's rear area. Key locations have been identified.

**STANDARD:** Tactical nuclear missiles are delivered on target. Movement of equipment and supplies is disrupted or delayed to forward areas. Enemy equipment and supplies are destroyed. A high rate of nuclear casualties is inflicted among enemy troops.

**TASK: Conduct Aerial Reconnaissance (34-OPFOR-1007)**

**CONDITION:** OPFOR HQ requires intelligence on the location and identification of enemy elements. Aircraft is dispatched to take photographs and conduct a visual inspection of enemy area.

**STANDARD:** Locate and photograph enemy positions in assigned sectors, including support and storage bases and command and control facilities. Visual checks are conducted when possible. The enemy is not engaged. Priority intelligence requests and other information requirements (IRs) are reported to OPFOR HQ.

**TASK: Disrupt Enemy Movement and Operations Using Persistent and Nonpersistent Chemical Weapons (34-OPFOR-1001)**

**CONDITION:** Conventional artillery weapons or aircraft are available to deliver chemical weapons. Routes and key bases in the rear area have been selected.

**STANDARD:** Chemical agents are delivered into targeted areas. The movement of enemy supplies and equipment to forward areas is delayed by disrupting command and control systems. Enemy movement is successfully channeled into predesignated ambush areas. Enemy supplies and equipment are contaminated. A high rate of casualties is inflicted on enemy forces.

**TASK: Conduct Deliberate Ambush (34-OPFOR-1004)**

**CONDITION:** OPFOR element is operating along an enemy major supply route. Intelligence has reported an enemy convoy approaching the element. Headquarters has ordered complete destruction of the march element. The march element is approximately 15 minutes from the ambush point. OPFOR element possesses automatic weapons, antiarmor weapons, and command-detonated mines.

**STANDARD:** Prepare ambush site before arrival of enemy convoy. Surprise enemy forces. Force enemy march element to halt in kill zone. Kill, wound, or capture enemy personnel and destroy all vehicles and equipment. Consolidate and withdraw from the area on order. Results of the mission are reported to headquarters.

**TASK: Maintain Contact (34-OPFOR-1011)**

**CONDITION:** OPFOR element is tactically engaged with enemy base defense forces. Enemy forces are withdrawing under pressure.

**STANDARD:** Decisively engage the enemy forces. As the enemy withdraws, the unit or force advances, maintaining contact.

**TASK: Conduct Sniper Operations (34-OPFOR-1005)**

**CONDITION:** OPFOR element has received a sniper mission from headquarters. Snipers are assigned missions in the enemy rear area along major supply routes and near support sites.

**STANDARD:** Infiltrate enemy area of operations and set up a well-concealed location. Vehicle drivers or personnel on foot are engaged with short bursts of semiautomatic fire. Selected targets are killed or wounded. Prevent position from being discovered and evacuate the area without being detected. Results of the operation are reported to OPFOR headquarters.

**TASK: Attack (34-OPFOR-1010)**

**CONDITION:** Enemy rear area support base has been located. Priority intelligence requirements (PIRs) and other IRs have been obtained by OPFOR patrols. Element has automatic and antiarmor weapons, and light mortars. Element is approximately the size of two platoons.

**STANDARD:** An attack plan is developed. An attack is initiated using a scheme of maneuver that exploits enemy flanks, gaps, and weaknesses. Covered and concealed routes are used to approach enemy areas. Employ indirect fire to support attack. Penetrate enemy defenses. Destroy equipment and supplies, inflict casualties, isolate the support base, and block reinforcements. The enemy unit is forced to displace.

**TASK: Conduct Electronic Warfare (34-OPFOR-1012)**

**CONDITION:** OPFOR employs collection and direction-finding assets (ground and air) to monitor and locate enemy forces.

**STANDARD:** Locate the positions of enemy command, intelligence, and logistics units. Forward the locations of the positions to OPFOR headquarters. Use jamming signals against enemy radio receivers. Monitor enemy radio networks and report all information of intelligence value to OPFOR HQ.

**TASK: Conduct Raid (34-OPFOR-1009)**

**CONDITION:** OPFOR element has occupied an objective rally point and has orders to conduct a raid on a rear area base.

**STANDARD:** Surprise the enemy forces. Assault enemy support base and accomplish assigned tasks. Specified equipment and supplies are destroyed. Decisive engagement is avoided. All personnel are withdrawn from the area within the prescribed time. The collected intelligence data satisfies the PIRs.

**ELEMENTS:** Company Headquarters  
 Operations Platoon Headquarters  
 DS Company MI Battalion

**TASK: Perform a Tactical Road March (07-3-C227.34-0001)**  
 (FM 21-18) (FM 7-10) (FM 7-8)

**ITERATION:** 1 2 3 4 5 M (Circle)

**COMMANDER/LEADER ASSESSMENT:** T P U (Circle)

**CONDITIONS:** The platoon has received an operation order (OPORD) or fragmentary order (FRAGO), complete with graphics, to conduct a tactical road march as part of brigade task force operation. The order specifies the arrival time at the start point (SP) as well as the march speed, interval, and order of march. All planning and preparation are complete, including reconnaissance to determine the time-distance factor to the SP. Enemy contact is not expected. Some iterations of this task should be performed in mission-oriented protective posture level 4 (MOPP4).

**TASK STANDARDS:** The platoon moves through the SP, checkpoints, and release point at the times specified in the OPORD/FRAGO and completes movement to the location designated in the order.

TASK STEPS AND PERFORMANCE MEASURES	GO	NO-GO
<p><b>*1.</b> Platoon leader initiates road march and controls platoon movement toward the start point.</p> <ul style="list-style-type: none"> <li><b>a.</b> Directs platoon to begin movement using designated formation, movement technique, and vehicle interval and speed.</li> <li><b>b.</b> Positions himself where he can best control the movement of the platoon.</li> <li><b>c.</b> Uses visual signals or FM radio to communicate with platoon in accordance with OPORD/FRAGO or unit standing operating procedures (SOP).</li> </ul> <p><b>2.</b> Conduct the road movement.</p> <ul style="list-style-type: none"> <li><b>a.</b> Cross SP at the designated time.</li> <li><b>b.</b> Maintain personnel and vehicle intervals and rate of march specified in the order or unit SOP.</li> <li><b>c.</b> Follow the prescribed route.</li> </ul> <p><b>3.</b> Maintain local security throughout the movement.</p> <ul style="list-style-type: none"> <li><b>a.</b> Maintain all-around observation at all times to include air guards.</li> <li><b>b.</b> Orient as directed to establish unit local security.</li> </ul> <p><b>4.</b> Report and react to enemy contact.</p> <ul style="list-style-type: none"> <li><b>a.</b> Report and react in accordance with directions in OPORD.</li> <li><b>b.</b> Report and react in accordance with unit SOP.</li> </ul> <p><b>5.</b> Conduct unit halts.</p> <ul style="list-style-type: none"> <li><b>a.</b> Conduct halt at regular intervals in accordance with unit SOP (as the tactical situation permits) to rest troops, adjust and redistribute equipment, and perform foot hygiene.</li> <li><b>b.</b> Position element to provide all-around security.</li> <li><b>c.</b> Report all halts to next higher headquarters.</li> </ul>		

TASK STEPS AND PERFORMANCE MEASURES	GO	NO-GO
<ul style="list-style-type: none"> <li>d. Position vehicles in a herringbone formation.</li> <li>e. Dismount personnel to provide local security.</li> <li>f. Check condition of personnel and equipment.</li> <li>g. Coordinate with adjacent unit.</li> <li>h. Report status to higher headquarters.</li> </ul> <p>*6. Control the unit.</p> <ul style="list-style-type: none"> <li>a. Use visual, messenger, or radio signals for control throughout the movement.</li> <li>b. Report control measures as directed by the SOP or the order.</li> <li>c. Use or modify control measures from the order, as needed.</li> </ul> <p>7. Arrive at the release point at the time specified in the order.</p> <ul style="list-style-type: none"> <li>a. Meet the quartering party guide (if designated).</li> <li>b. Pass through the release point without halting.</li> <li>c. Report crossing to higher headquarters.</li> </ul>		

TASK PERFORMANCE / EVALUATION SUMMARY BLOCK							
ITERATION	1	2	3	4	5	M	TOTAL
TOTAL TASK STEPS EVALUATED							
TOTAL TASK STEPS "GO"							
TRAINING STATUS "GO"/"NO-GO"							

\* indicates a leader task step.

SUPPORTING INDIVIDUAL TASKS

Task Number	Task Title	References
071-326-0510(SL1)	React to Indirect Fire While Dismounted	STP 21-1-SMCT
071-326-0608(SL2)	Use Visual Signalling Techniques	STP 21-24-SMCT
071-326-3002(SL1)	React to Indirect Fire While Mounted	STP 21-1-SMCT
071-326-3013(SL3)	Conduct a Tactical Road March	STP 21-24-SMCT
071-326-5805(SL3)	Conduct a Route Reconnaissance Mission	STP 21-24-SMCT
071-329-1006(SL1)	Navigate From One Point on the Ground to Another Point While Dismounted	STP 21-1-SMCT
071-329-1019(SL2)	Use a Map Overlay	STP 21-24-SMCT
071-329-1030(SL1)	Navigate From One Point on the Ground to Another Point While Mounted	STP 21-1-SMCT
113-637-2001(SL1)	Communicate Via a Tactical Radio	STP 21-1-SMCT
191-379-4407(SL2)	Plan Convoy Security Operations	STP 21-24-SMCT
551-88M-0001(SL3)	Lead a Convoy Serial/March Unit	STP 21-24-SMCT
551-88M-0005(SL1)	Operate a Vehicle in a Convoy	STP 21-1-SMCT
850-001-2000(SL2)	Employ Accident Prevention Measures and Risk Management Process	STP 21-24-SMCT
850-001-3001(SL3)	Control Mission Safety Hazard	STP 21-24-SMCT
850-001-4001(SL4)	Integrate Risk Management Into Platoon	STP 21-24-SMCT

SUPPORTING COLLECTIVE TASKS: None

OPFOR TASKS AND STANDARDS

**TASK: Conduct Deliberate Ambush (34-OPFOR-1004)**

**CONDITION:** Opposing force (OPFOR) element is operating along an enemy major supply route. Intelligence has reported an enemy convoy approaching the element. Headquarters has ordered complete destruction of the march element. The march element is approximately 15 minutes from the ambush point. OPFOR element possesses automatic weapons, antiarmor weapons, and command-detonated mines.

**STANDARD:** Prepare ambush site before arrival of enemy convoy. Surprise enemy forces. Force enemy march element to halt in kill zone. Kill, wound, or capture enemy personnel and destroy all vehicles and equipment. Consolidate and withdraw from the area on order. Results of the mission are reported to headquarters.

**TASK: Conduct Sniper Operations (34-OPFOR-1005)**

**CONDITION:** OPFOR element has received a sniper mission from headquarters. Snipers are assigned missions in the enemy rear area along major supply routes and near support sites.

**STANDARD:** Infiltrate enemy area of operations and set up a well-concealed location. Vehicle drivers or personnel on foot are engaged with short bursts of semiautomatic fire. Selected targets are killed or wounded. Prevent position from being discovered and evacuate the area without being detected. Results of the operation are reported to OPFOR headquarters.

**TASK: Conduct Air Attacks (34-OPFOR-1006)**

**CONDITION:** OPFOR elements in the rear area have forwarded the coordinates of enemy facilities and elements. OPFOR aircraft have been dispatched to attack enemy installations or convoys.

**STANDARD:** Locate support sites, command and control facilities, and/or convoys. Conduct attack runs on designated targets. Enemy equipment, supplies, and vehicles are destroyed and enemy personnel are killed.

**TASK: Disrupt Enemy Movement and Operations Using Tactical Nuclear Weapons (34-OPFOR-1002)**

**CONDITION:** Orders have been received to use tactical nuclear weapons in the enemy's rear area. Key locations have been identified.

**STANDARD:** Tactical nuclear missiles are delivered on target. Movement of equipment and supplies is disrupted or delayed to forward areas. Enemy equipment and supplies are destroyed. A high rate of nuclear casualties is inflicted among enemy troops.

**TASK: Conduct Aerial Reconnaissance (34-OPFOR-1007)**

**CONDITION:** OPFOR HQ requires intelligence on the location and identification of enemy elements. Aircraft is dispatched to take photographs and conduct a visual inspection of enemy area.

**STANDARD:** Locate and photograph enemy positions in assigned sectors, including support and storage bases and command and control facilities. Visual checks are conducted when possible. The enemy is not engaged. Priority intelligence requests and other information requirements (IRs) are reported to OPFOR HQ.

**TASK: Disrupt Enemy Movement and Operations Using Persistent and Nonpersistent Chemical Weapons (34-OPFOR-1001)**

**CONDITION:** Conventional artillery weapons or aircraft are available to deliver chemical weapons. Routes and key bases in the rear area have been selected.

**STANDARD:** Chemical agents are delivered into targeted areas. The movement of enemy supplies and equipment to forward areas is delayed by disrupting command and control systems. Enemy movement is successfully channeled into predesignated ambush areas. Enemy supplies and equipment are contaminated. A high rate of casualties is inflicted on enemy forces.

**TASK: Conduct Hasty Ambush (34-OPFOR-1003)**

**CONDITION:** OPFOR element is moving in a concealed area when an enemy element is reported moving along an adjacent route.

**STANDARD:** The ambush site is prepared before the arrival of the enemy element. The enemy force is surprised and casualties are inflicted within the designated kill zone. Delay enemy march element from reaching its specified destination. Withdraw, on order, within 2 minutes of ambush initiation. Report results of mission to headquarters.

**TASK: Maintain Contact (34-OPFOR-1011)**

**CONDITION:** OPFOR element is tactically engaged with enemy base defense forces. Enemy forces are withdrawing under pressure.

**STANDARD:** Decisively engage the enemy forces. As the enemy withdraws, the unit or force advances, maintaining contact.

**TASK: Attack (34-OPFOR-1010)**

**CONDITION:** Enemy rear area support base has been located. Priority intelligence requirements (PIRs) and other IRs have been obtained by OPFOR patrols. Element has automatic and antiarmor weapons, and light mortars. Element is approximately the size of two platoons.

**STANDARD:** An attack plan is developed. An attack is initiated using a scheme of maneuver that exploits enemy flanks, gaps, and weaknesses. Covered and concealed routes are used to approach enemy areas. Employ indirect fire to support attack. Penetrate enemy defenses. Destroy equipment and supplies, inflict casualties, isolate the support base, and block reinforcements. The enemy unit is forced to displace.

**TASK: Conduct Raid (34-OPFOR-1009)**

**CONDITION:** OPFOR element has occupied an objective rally point and has orders to conduct a raid on a rear area base.

**STANDARD:** Surprise the enemy forces. Assault enemy support base and accomplish assigned tasks. Specified equipment and supplies are destroyed. Decisive engagement is avoided. All personnel are withdrawn from the area within the prescribed time. The collected intelligence data satisfies the PIRs.

**ELEMENTS:** Company Headquarters  
 Operations Platoon Headquarters  
 DS Company MI Battalion

**TASK: Occupy Assembly Area (07-3-C228.34-0001)**  
 (FM 7-10) (FM 20-3) (FM 3-90.1)  
 (FM 7-7) (FM 7-8)

**ITERATION:** 1 2 3 4 5 M (Circle)

**COMMANDER/LEADER ASSESSMENT:** T P U (Circle)

**CONDITIONS:** The platoon has been ordered to occupy an assembly area in preparation for combat operations. The enemy has the capability to attack by air, ground, and indirect fire. Some iterations of this task should be performed in mission-oriented protective posture level 4 (MOPP4).

**TASK STANDARDS:** The platoon moves all personnel and essential equipment into their assigned positions within the time specified in the operation order (OPORD). The enemy does not hinder platoon occupation. The time required to prepare is increased when conducting this task in MOPP4.

TASK STEPS AND PERFORMANCE MEASURES	GO	NO-GO
<p>*1. Quarters party, under the supervision of the platoon leader, moves to the assembly area and prepares the area for the main body.</p> <ul style="list-style-type: none"> <li>a. Establishes initial site security.</li> <li>b. Reconnoiters the area.</li> <li>c. Prepares the area in accordance with the tactical standing operating procedures (TSOP).</li> <li>d. Assigns the section sectors.</li> <li>e. Checks for and mark or remove enemy obstacles and mines.</li> <li>f. Checks for nuclear, biological, and chemical (NBC) contamination.</li> <li>g. Selects crew weapons firing positions and avenues of approach.</li> <li>h. Selects command post location.</li> <li>i. Establishes internal/external wire communications.</li> </ul> <p>2. As the platoon enters the assembly area, quarters party members, waiting in covered and concealed positions, move out to guide platoon personnel to their designated areas.</p> <p>*3. The platoon establishes and maintains local security from enemy air and ground forces.</p> <ul style="list-style-type: none"> <li>a. Squad leaders confirm defense sectors with platoon leader/platoon sergeant.</li> <li>b. Observation posts are placed on critical avenues of approach and establish communications.</li> <li>c. Maintains noise, light, and camouflage discipline.</li> <li>d. Conducts patrols in accordance with TSOP.</li> <li>e. Issues a contingency plan in case of enemy contact.</li> </ul>		



TASK STEPS AND PERFORMANCE MEASURES	GO	NO-GO
<p>4. The unit prepares for the next mission in accordance with TSOP.</p> <p>5. The platoon leader/platoon sergeant coordinates, as a minimum, with the element on the left and right.</p> <ul style="list-style-type: none"> <li>a. Establishes responsibility for overlapping enemy avenues of approach between adjacent elements.</li> <li>b. Exchanges information on observation posts and unit signals.</li> </ul> <p>6. The platoon leader/platoon sergeant develops a defense plan to occupy assembly area.</p> <ul style="list-style-type: none"> <li>a. Prepares the defense diagram.</li> <li>b. Employs crew-served weapons.</li> <li>c. Establishes left and right perimeters.</li> <li>d. Emplaces mines and obstacles, ensuring they are covered by fire.</li> </ul> <p>7. Forward the defense sketch to the battalion command post; retain one copy for platoon use.</p> <p>8. On leaving the assembly area, the unit must accomplish the following:</p> <ul style="list-style-type: none"> <li>a. Recovers all mines and obstacles.</li> <li>b. Eliminates signs of the unit's presence in the area (trash, aiming stakes, communication wire, etc.).</li> <li>c. Leaves nothing of intelligence value.</li> </ul>		

TASK PERFORMANCE / EVALUATION SUMMARY BLOCK							
ITERATION	1	2	3	4	5	M	TOTAL
TOTAL TASK STEPS EVALUATED							
TOTAL TASK STEPS "GO"							
TRAINING STATUS "GO"/"NO-GO"							

\* indicates a leader task step.

SUPPORTING INDIVIDUAL TASKS

Task Number	Task Title	References
031-503-3008(SL2)	Implement Mission-Oriented Protective Posture	STP 21-24-SMCT
052-191-1361(SL1)	Camouflage Yourself and Your Individual Equipment	STP 21-1-SMCT
052-191-1362(SL1)	Camouflage Equipment	STP 21-1-SMCT
052-192-1135(SL1)	Locate Mines by Probing	STP 21-1-SMCT
071-022-0015(SL1)	Prepare a Range Card for a Caliber .50 M2 Machine Gun	STP 21-1-SMCT
071-030-0002(SL1)	Prepare a Range Card for an MK19 Machine Gun	STP 21-1-SMCT
071-312-4032(SL1)	Prepare a Range Card for an M249 Machine Gun	STP 21-1-SMCT
071-326-0503(SL1)	Move Over, Through, or Around Obstacles (Except Minefields)	STP 21-1-SMCT
071-326-0513(SL1)	Select Temporary Fighting Positions	STP 21-1-SMCT
071-326-5703(SL1)	Construct Individual Fighting Positions	STP 21-1-SMCT

## SUPPORTING INDIVIDUAL TASKS

Task Number	Task Title	References
071-326-5704(SL2)	Supervise Construction of a Fighting Position	STP 21-24-SMCT
071-326-5705(SL2)	Establish an Observation Post	STP 21-24-SMCT
071-326-5775(SL4)	Coordinate With an Adjacent Platoon	STP 21-24-SMCT
071-329-1006(SL1)	Navigate From One Point on the Ground to Another Point While Dismounted	STP 21-1-SMCT
071-329-1030(SL1)	Navigate From One Point on the Ground to Another Point While Mounted	STP 21-1-SMCT
071-331-0815(SL1)	Practice Noise, Light, and Litter Discipline	STP 21-1-SMCT
071-410-0012(SL3)	Conduct Occupation of an Assembly Area	STP 21-24-SMCT
071-430-0002(SL2)	Conduct a Defense by a Squad	STP 21-24-SMCT
071-430-0006(SL4)	Conduct a Defense by a Platoon	STP 21-24-SMCT
071-710-0006(SL1)	Plan Use of Night Vision Devices	STP 21-1-SMCT
113-600-2001(SL1)	Communicate Via a Tactical Telephone	STP 21-1-SMCT
113-637-2001(SL1)	Communicate Via a Tactical Radio	STP 21-1-SMCT
805C-PAD-2461(SL2)	Maintain Accountability of Personnel (Status Report)	STP 21-24-SMCT
850-001-2000(SL2)	Employ Accident Prevention Measures and Risk Management Process	STP 21-24-SMCT
850-001-3001(SL3)	Control Mission Safety Hazard	STP 21-24-SMCT
850-001-4001(SL4)	Integrate Risk Management Into Platoon	STP 21-24-SMCT

SUPPORTING COLLECTIVE TASKS: None

## OPFOR TASKS AND STANDARDS

**TASK: Conduct Raid (34-OPFOR-1009)**

**CONDITION:** Opposing force (OPFOR) element has occupied an objective rally point and has orders to conduct a raid on a rear area base.

**STANDARD:** Surprise the enemy forces. Assault enemy support base and accomplish assigned tasks. Specified equipment and supplies are destroyed. Decisive engagement is avoided. All personnel are withdrawn from the area within the prescribed time. The collected intelligence data satisfies the priority intelligence requirements (PIRs).

**TASK: Conduct Air Attacks (34-OPFOR-1006)**

**CONDITION:** OPFOR elements in the rear area have forwarded the coordinates of enemy facilities and elements. OPFOR aircraft have been dispatched to attack enemy installations or convoys.

**STANDARD:** Locate support sites, command and control facilities, and/or convoys. Conduct attack runs on designated targets. Enemy equipment, supplies, and vehicles are destroyed and enemy personnel are killed.

**TASK: Gather Intelligence (34-OPFOR-1008)**

**CONDITION:** OPFOR elements, operating in the rear area, are planning attacks on enemy bases. Information is needed before plans are finalized.

**STANDARD:** Identify all PIRs and other intelligence requirements. Pass through any outpost, defensive wire, or warning device undetected. Move to an observation point that offers cover and concealment and is close enough to gather required information. Gather data that answers intelligence requirements. Withdraw from area undetected. Report all information of value to OPFOR headquarters.

**TASK: Disrupt Enemy Movement and Operations Using Persistent and Nonpersistent Chemical Weapons (34-OPFOR-1001)**

**CONDITION:** Conventional artillery weapons or aircraft are available to deliver chemical weapons. Routes and key bases in the rear area have been selected.

**STANDARD:** Chemical agents are delivered into targeted areas. The movement of enemy supplies and equipment to forward areas is delayed by disrupting command and control systems. Enemy movement is successfully channeled into predesignated ambush areas. Enemy supplies and equipment are contaminated. A high rate of casualties is inflicted on enemy forces.

**TASK: Conduct Hasty Ambush (34-OPFOR-1003)**

**CONDITION:** OPFOR element is moving in a concealed area when an enemy element is reported moving along an adjacent route.

**STANDARD:** The ambush site is prepared before the arrival of the enemy element. The enemy force is surprised and casualties are inflicted within the designated kill zone. Delay enemy march element from reaching its specified destination. Withdraw, on order, within 2 minutes of ambush initiation. Report results of mission to headquarters.

**TASK: Maintain Contact (34-OPFOR-1011)**

**CONDITION:** OPFOR element is tactically engaged with enemy base defense forces. Enemy forces are withdrawing under pressure.

**STANDARD:** Decisively engage the enemy forces. As the enemy withdraws, the unit or force advances, maintaining contact.

**TASK: Conduct Sniper Operations (34-OPFOR-1005)**

**CONDITION:** OPFOR element has received a sniper mission from headquarters. Snipers are assigned missions in the enemy rear area along major supply routes and near support sites.

**STANDARD:** Infiltrate enemy area of operations and set up a well-concealed location. Vehicle drivers or personnel on foot are engaged with short bursts of semiautomatic fire. Selected targets are killed or wounded. Prevent position from being discovered and evacuate the area without being detected. Results of the operation are reported to OPFOR headquarters.

**TASK: Attack (34-OPFOR-1010)**

**CONDITION:** Enemy rear area support base has been located. PIRs and other intelligence requirements have been obtained by OPFOR patrols. Element has automatic and antiarmor weapons, and light mortars. Element is approximately the size of two platoons.

**STANDARD:** An attack plan is developed. An attack is initiated using a scheme of maneuver that exploits enemy flanks, gaps, and weaknesses. Covered and concealed routes are used to approach enemy areas. Employ indirect fire to support attack. Penetrate enemy defenses. Destroy equipment and supplies, inflict casualties, isolate the support base, and block reinforcements. The enemy unit is forced to displace.

**ELEMENTS:** Company Headquarters  
 Operations Platoon Headquarters  
 DS Company MI Battalion

**TASK: Perform Passage of Lines (07-3-C229.34-0001)**  
 (FM 7-10) (FM 7-7) (FM 7-8)

**ITERATION:** 1 2 3 4 5 M (Circle)

**COMMANDER/LEADER ASSESSMENT:** T P U (Circle)

**CONDITIONS:** The element is operating as a separate unit and is required to conduct a passage of lines. The enemy can attack with indirect fire, aircraft, or company size mounted or dismounted forces. Some iterations of this task should be performed in mission-oriented protective posture level 4 (MOPP4).

**TASK STANDARDS:** The unit moves all personnel and equipment through the stationary unit not later than the time specified in the order. The unit main body does not encounter the enemy during the departure from friendly lines and sustains no casualties from friendly fire. The time required to prepare is increased when conducting this task in MOPP4.

TASK STEPS AND PERFORMANCE MEASURES	GO	NO-GO
<p>*1. Receive the operation order (OPORD).</p> <ul style="list-style-type: none"> <li>a. Initiate planning for the operation.</li> <li>b. Conduct coordination for the operation.</li> </ul> <p>*2. The passing force leader meets with the stationary unit leader.</p> <ul style="list-style-type: none"> <li>a. Arrange for a specific time.</li> <li>b. Determine meeting location.</li> </ul> <p>*3. The passing unit leader coordinates the passage through and reentry of lines with the forward unit leader.</p> <ul style="list-style-type: none"> <li>a. Ensure both unit personnel are aware of each unit's identification.</li> <li>b. Keep stationary unit leader informed as to size of passing unit.</li> <li>c. Coordinate time(s) of departure and return.</li> <li>d. Define area of operation.</li> </ul> <p>*4. The passing leader coordinates with the stationary leader.</p> <ul style="list-style-type: none"> <li>a. Exchange enemy intelligence information.</li> <li>b. Complete joint reconnaissance of the position.</li> <li>c. Explain passing unit scheme of maneuver.</li> <li>d. Coordinate recognition signals for the passage both near and far.</li> <li>e. Plan for guides and passage control measures.</li> <li>f. Coordinate security measure for the passage.</li> <li>g. Designate fire support responsibilities and fire plans.</li> <li>h. Exchange information on terrain and existing obstacles.</li> <li>i. Determine when and where battle handover occurs.</li> <li>j. Coordinate combat service support (items left on the position).</li> </ul>		

TASK STEPS AND PERFORMANCE MEASURES	GO	NO-GO
<p><b>*5.</b> Both leaders coordinate specific control measures for the passage.</p> <ul style="list-style-type: none"> <li>a. Plan locations of contact points.</li> <li>b. Point out locations of passage points.</li> <li>c. Identify release points and battle handover line.</li> <li>d. Exchange call signs, frequencies, code words, signals, and challenge and passwords.</li> </ul> <p><b>6.</b> Both leaders perform leader's reconnaissance of the passage area.</p> <ul style="list-style-type: none"> <li>a. Physically locate the passage-of-lines points.</li> <li>b. Identify obstacle locations and safety lines.</li> <li>c. Point out release points.</li> <li>d. Physically reconnoiter the assembly area (for rearward passage).</li> <li>e. Identify contact points.</li> <li>f. Walk the stationary force positions.</li> <li>g. Identify combat support and combat service support (CSS) elements (command posts, observation posts, and antiarmor and mortar positions).</li> <li>h. Ensure reconnaissance and other activities do not reveal the operation to the enemy.</li> </ul> <p><b>*7.</b> The passing leader checks with other leaders who will be operating in the same or adjacent areas.</p> <ul style="list-style-type: none"> <li>a. Exchange intelligence information on the enemy.</li> <li>b. Exchange terrain data.</li> </ul> <p><b>8.</b> Passing unit arrives in the stationary unit area.</p> <ul style="list-style-type: none"> <li>a. Move into secure position as designated in the primary coordination meeting with the stationary leader.</li> <li>b. Start final preparations for the passage of line.</li> </ul> <p><b>9.</b> The passing unit leader issues a contingency plan before moving out to make final coordination.</p> <ul style="list-style-type: none"> <li>a. Brief the unit on what is happening and what is going to happen.</li> <li>b. Confirm chain of command.</li> <li>c. Prescribe actions to be taken on contact.</li> <li>d. Brief actions to be taken in the absence of the leader.</li> <li>e. Provide time schedule, suspenses, and any limits on actions.</li> </ul> <p><b>*10.</b> Passing unit leader completes coordination with the stationary unit leader.</p> <ul style="list-style-type: none"> <li>a. Confirm recognition signals for the passage both near and far.</li> <li>b. Coordinate with guides.</li> <li>c. Confirm traffic control measures.</li> <li>d. Confirm security measures for the passage.</li> </ul>		

TASK STEPS AND PERFORMANCE MEASURES	GO	NO-GO
<p>e. Collocate so both leaders can observe critical areas, make timely decisions, and facilitate battle handover.</p> <p>11. The passing unit moves to position near the point of contact.</p> <p>a. Move at the designated time.</p> <p>b. Provide cover and concealment during movement and at the stop position.</p> <p>12. Passing unit security element passes through the passage lanes.</p> <p>a. Link up with guides from the stationary unit.</p> <p>b. Move with guides from the contact point(s) through the passage lane(s) and passage point(s) to the release point(s).</p> <p>c. Clear the area forward of the release point(s) to the first covered and concealed position.</p> <p>d. Report when area is secure.</p> <p>13. Remainder of the passage force moves through the passage lanes.</p> <p>a. Move forward to the release point(s).</p> <p>b. Identify and account for passage personnel as confirmed by the guides as the unit passes through the release point.</p> <p>c. Ensure movement is continuous throughout the passage.</p> <p>d. Execute a security halt after the company has moved beyond the friendly unit's final protective fire.</p> <p>e. Execute movement of the executive officer (XO), first sergeant (1SG) or platoon sergeant (PSG) from the release point forward only after the leader is sure he will not have to withdraw through the passage point.</p> <p>14. The passing unit makes a reentry through the friendly lines.</p> <p>a. Halt unit and establish the reentry rally point.</p> <hr/> <p><b>Note:</b> If in contact with the enemy, the unit does not halt. Contact party or guides from the stationary unit lead the unit through the passage points, or long-range signals are used.</p> <hr/> <p>b. Contact forward unit by radio and tell them by use of prearranged code word that the unit is ready to reenter. (The leader may opt to keep the unit outside of friendly lines until daybreak.)</p> <p>c. Acknowledge receipt of message.</p> <p>15. Direct a security team on an azimuth and pace to the contact point.</p> <p>a. Establish contact with the stationary unit guides (far and near recognition signals).</p> <p>b. Signal the unit forward, or go back and lead the unit to the passage point.</p> <p>c. Count and identify each element as they pass through the passage point.</p> <p>16. Move through the passage point to the assembly area behind the friendly unit.</p> <p>a. Lead by the guide from the stationary unit.</p>		

TASK STEPS AND PERFORMANCE MEASURES	GO	NO-GO
<ul style="list-style-type: none"> <li>b. Treat and evacuate casualties upon arrival at assembly area.</li> <li>c. Leader reports to the stationary unit command post. Provide tactical information concerning the area of responsibility.</li> </ul> <p>17. The passing leader links up with his unit in the assembly area.</p> <ul style="list-style-type: none"> <li>a. Prepare unit for movement to a secure area.</li> <li>b. Lead unit to secure area.</li> <li>c. Conduct debriefing.</li> </ul>		

TASK PERFORMANCE / EVALUATION SUMMARY BLOCK							
ITERATION	1	2	3	4	5	M	TOTAL
TOTAL TASK STEPS EVALUATED							
TOTAL TASK STEPS "GO"							
TRAINING STATUS "GO"/"NO-GO"							

\* indicates a leader task step.

**SUPPORTING INDIVIDUAL TASKS**

Task Number	Task Title	References
071-326-3013(SL3)	Conduct a Tactical Road March	STP 21-24-SMCT
071-326-5502(SL2)	Issue a Fragmentary Order	STP 21-24-SMCT
071-326-5505(SL2)	Issue an Oral Operation Order	STP 21-24-SMCT
071-326-5775(SL4)	Coordinate With an Adjacent Platoon	STP 21-24-SMCT
071-326-5805(SL3)	Conduct a Route Reconnaissance Mission	STP 21-24-SMCT
071-329-1006(SL1)	Navigate From One Point on the Ground to Another Point While Dismounted	STP 21-1-SMCT
071-329-1030(SL1)	Navigate From One Point on the Ground to Another Point While Mounted	STP 21-1-SMCT
113-637-2001(SL1)	Communicate Via a Tactical Radio	STP 21-1-SMCT
301-371-1000(SL1)	Report Intelligence Information	STP 21-1-SMCT
301-371-1052(SL1)	Protect Classified Information and Material	STP 21-1-SMCT
551-88N-0002(SL2)	Prepare for Unit Movement	STP 21-24-SMCT
551-88N-0003(SL4)	Plan Unit Move	STP 21-24-SMCT
551-88N-0004(SL3)	Coordinate Unit Movement	STP 21-24-SMCT
850-001-2000(SL2)	Employ Accident Prevention Measures and Risk Management Process	STP 21-24-SMCT
850-001-3001(SL3)	Control Mission Safety Hazard	STP 21-24-SMCT
850-001-4001(SL4)	Integrate Risk Management Into Platoon	STP 21-24-SMCT

SUPPORTING COLLECTIVE TASKS: None

**OPFOR TASKS AND STANDARDS**

**TASK: Maintain Contact (34-OPFOR-1011)**

**CONDITION:** Opposing force (OPFOR) element is tactically engaged with enemy base defense forces. Enemy forces are withdrawing under pressure.

**STANDARD:** Decisively engage the enemy forces. As the enemy withdraws, the unit or force advances, maintaining contact.

**TASK: Disrupt Enemy Movement and Operations Using Tactical Nuclear Weapons (34-OPFOR-1002)**

**CONDITION:** Orders have been received to use tactical nuclear weapons in the enemy's rear area. Key locations have been identified.

**STANDARD:** Tactical nuclear missiles are delivered on target. Movement of equipment and supplies is disrupted or delayed to forward areas. Enemy equipment and supplies are destroyed. A high rate of nuclear casualties is inflicted among enemy troops.

**TASK: Disrupt Enemy Movement and Operations Using Persistent and Nonpersistent Chemical Weapons (34-OPFOR-1001)**

**CONDITION:** Conventional artillery weapons or aircraft are available to deliver chemical weapons. Routes and key bases in the rear area have been selected.

**STANDARD:** Chemical agents are delivered into targeted areas. The movement of enemy supplies and equipment to forward areas is delayed by disrupting command and control systems. Enemy movement is successfully channeled into predesignated ambush areas. Enemy supplies and equipment are contaminated. A high rate of casualties is inflicted on enemy forces.

**TASK: Counter Passage of Lines (34-OPFOR-1016)**

**CONDITION:** Friendly units are in defense positions but are expected to attempt a passage of lines. Friendly forces have close air support and nuclear, biological, and chemical (NBC) capabilities. The OPFOR element receives orders to disrupt the friendly passage of lines.

**STANDARD:** The friendly force passage of lines is delayed by the OPFOR element for a minimum of 2 hours.

**TASK: Conduct Deliberate Ambush (34-OPFOR-1004)**

**CONDITION:** OPFOR element is operating along an enemy major supply route. Intelligence has reported an enemy convoy approaching the element. Headquarters has ordered complete destruction of the march element. The march element is approximately 15 minutes from the ambush point. OPFOR element possesses automatic weapons, antiarmor weapons, and command-detonated mines.

**STANDARD:** Prepare ambush site before arrival of enemy convoy. Surprise enemy forces. Force enemy march element to halt in kill zone. Kill, wound, or capture enemy personnel and destroy all vehicles and equipment. Consolidate and withdraw from the area on order. Results of the mission are reported to headquarters.

**TASK: Attack (34-OPFOR-1010)**

**CONDITION:** Enemy rear area support base has been located. Priority intelligence requirements (PIRs) and other intelligence requirements have been obtained by OPFOR patrols. Element has automatic and antiarmor weapons, and light mortars. Element is approximately the size of two platoons.

**STANDARD:** An attack plan is developed. An attack is initiated using a scheme of maneuver that exploits enemy flanks, gaps, and weaknesses. Covered and concealed routes are used to approach enemy areas. Employ indirect fire to support attack. Penetrate enemy defenses. Destroy equipment and supplies, inflict casualties, isolate the support base, and block reinforcements. The enemy unit is forced to displace.

**TASK: Conduct Electronic Warfare (34-OPFOR-1012)**

**CONDITION:** OPFOR employs collection and direction-finding assets (ground and air) to monitor and locate enemy forces.



**STANDARD:** Locate the positions of enemy command, intelligence, and logistics units. Forward the locations of the positions to OPFOR headquarters. Use jamming signals against enemy radio receivers. Monitor enemy radio networks and report all information of intelligence value to OPFOR HQ.

**TASK: Conduct Raid (34-OPFOR-1009)**

**CONDITION:** OPFOR element has occupied an objective rally point and has orders to conduct a raid on a rear area base.

**STANDARD:** Surprise the enemy forces. Assault enemy support base and accomplish assigned tasks. Specified equipment and supplies are destroyed. Decisive engagement is avoided. All personnel are withdrawn from the area within the prescribed time. The collected intelligence data satisfies the PIRs.

**ELEMENT:** Ground Surveillance Radar Section (4 Teams)

**TASK: Move Tactically (Dismounted) (07-5-1107.34-0001)**

(FM 7-8)

(FM 90-13)

(FM 90-8)

**ITERATION:** 1 2 3 4 5 M (Circle)

**COMMANDER/LEADER ASSESSMENT:** T P U (Circle)

**CONDITIONS:** The team has been inserted into a potentially hostile area of operation. Some iterations of this task should be performed in mission-oriented protective posture level 4 (MOPP4).

**TASK STANDARDS:** The team moves on foot using the specified route to the objective area and arrives at the time and the destination specified in the order. The team remains undetected and maintains an accurate patrol log.

TASK STEPS AND PERFORMANCE MEASURES	GO	NO-GO
<p>*1. The team leader moves the team cross-country.</p> <ul style="list-style-type: none"> <li>a. Studies route on the map before beginning team movement.</li> <li>b. Pinpoints present location within 200 meters (219 yards).</li> <li>c. Controls navigation by checking his or her compass against the soldier's compass; makes necessary corrections.</li> <li>d. Follows the planned route or modifies it based on the enemy's situation or terrain.</li> <li>e. Moves the team on the routes that best conceal movement from ground and air observation and provide the best cover from direct fire.</li> <li>f. Avoids known or suspected danger areas.</li> <li>g. Maintains security and control when crossing danger areas.</li> <li>h. Maintains light and noise discipline.</li> <li>i. Maintains security at halts.</li> <li>j. Arrives at the destination in time to accomplish the mission.</li> <li>k. Designates rally points en route.</li> </ul> <hr/> <p><b>Note:</b> Rally points must be easy to identify and must provide cover and concealment.</p> <hr/> <ul style="list-style-type: none"> <li>l. Accounts for everyone after all halts and after crossing danger areas and obstacles (as a minimum).</li> <li>m. Prevents breaks in contact.</li> <li>n. Maintains control and rate of movement.</li> <li>o. Ensures the team's load is distributed evenly throughout the team.</li> <li>p. Ensures patrol log is maintained throughout the movement.</li> </ul> <p>2. The team employs countertracking measures.</p>		

TASK STEPS AND PERFORMANCE MEASURES	GO	NO-GO
<p><b>*3.</b> The team leader controls the team's movement.</p> <p><b>a.</b> Changes formation and movement techniques based on the terrain and the enemy situation.</p> <p><b>b.</b> Uses arm-and-hand signals and follows team standing operating procedures (SOP) and battle drills.</p> <p><b>c.</b> If the team makes contact, team members use team SOP and battle drills to break contact with enemy.</p>		

TASK PERFORMANCE / EVALUATION SUMMARY BLOCK							
ITERATION	1	2	3	4	5	M	TOTAL
TOTAL TASK STEPS EVALUATED							
TOTAL TASK STEPS "GO"							
TRAINING STATUS "GO"/"NO-GO"							

\* indicates a leader task step.

**SUPPORTING INDIVIDUAL TASKS**

Task Number	Task Title	References
031-503-1013(SL1)	Decontaminate Yourself and Individual Equipment Using Chemical Decontaminating Kits	STP 21-1-SMCT
031-503-1015(SL1)	Protect Yourself from NBC Injury/ Contamination with the Appropriate Mission-Oriented Protective Posture (MOPP) Gear	STP 21-1-SMCT
031-503-1018(SL1)	React to Nuclear Hazard or Attack	STP 21-1-SMCT
031-503-1019(SL1)	React to Chemical or Biological Hazard or Attack	STP 21-1-SMCT
031-503-1037(SL1)	Detect Chemical Agents Using M8 or M9 Detector Paper	STP 21-1-SMCT
031-503-2001(SL2)	Identify Chemical Agents Using M256-Series Chemical Agent Detector Kit	STP 21-24-SMCT
031-503-3002(SL2)	Conduct Unmasking Procedures	STP 21-24-SMCT
031-503-3004(SL2)	Supervise the Crossing of a Contaminated Area	STP 21-24-SMCT
031-503-3005(SL2)	Submit NBC-1 Report	STP 21-24-SMCT
031-503-3008(SL2)	Implement Mission-Oriented Protective Posture	STP 21-24-SMCT
031-503-3010(SL2)	Supervise Employment of Nuclear, Biological, or Chemical Markers	STP 21-24-SMCT
031-506-1053(SL2)	Report NBC Information Using NBC-4 Report	STP 21-24-SMCT
052-191-1361(SL1)	Camouflage Yourself and Your Individual Equipment	STP 21-1-SMCT
061-283-6003(SL2)	Adjust Indirect Fire	STP 21-24-SMCT
071-008-0007(SL1)	Engage Targets With an M16A1 or M16A2 Rifle Using an AN/PAS-13 Series Thermal Sight	STP 21-1-SMCT
071-010-0006(SL1)	Engage Targets With an M249 Machine Gun	STP 21-1-SMCT

---

**SUPPORTING INDIVIDUAL TASKS**

<b>Task Number</b>	<b>Task Title</b>	<b>References</b>
071-100-0003(SL1)	Engage Targets With an M4 or M4A1 Carbine	STP 21-1-SMCT
071-311-2130(SL1)	Engage Targets With an M203 Grenade Launcher	STP 21-1-SMCT
071-315-2308(SL1)	Engage Targets With an M16A1 or M16A2 Rifle Using a Night Vision Sight AN/PVS-4	STP 21-1-SMCT
071-325-4407(SL1)	Employ Hand Grenades	STP 21-1-SMCT
071-326-0502(SL1)	Move Under Direct Fire	STP 21-1-SMCT
071-326-0503(SL1)	Move Over, Through, or Around Obstacles (Except Minefields)	STP 21-1-SMCT
071-326-0510(SL1)	React to Indirect Fire While Dismounted	STP 21-1-SMCT
071-326-0511(SL1)	React to Flares	STP 21-1-SMCT
071-326-0608(SL2)	Use Visual Signaling Techniques	STP 21-24-SMCT
071-326-5502(SL2)	Issue a Fragmentary Order	STP 21-24-SMCT
071-326-5805(SL3)	Conduct a Route Reconnaissance Mission	STP 21-24-SMCT
071-329-1006(SL1)	Navigate From One Point on the Ground to Another Point While Dismounted	STP 21-1-SMCT
071-329-1019(SL2)	Use a Map Overlay	STP 21-24-SMCT
071-410-0019(SL3)	Control Organic Fires	STP 21-24-SMCT
071-710-0006(SL1)	Plan Use of Night Vision Devices	STP 21-1-SMCT
081-831-0101(SL2)	Request Medical Evacuation	STP 21-24-SMCT
081-831-1000(SL1)	Evaluate a Casualty	STP 21-1-SMCT
081-831-1003(SL1)	Perform First Aid to Clear an Object Stuck in the Throat of a Conscious Casualty	STP 21-1-SMCT
081-831-1005(SL1)	Perform First Aid to Prevent or Control Shock	STP 21-1-SMCT
081-831-1007(SL1)	Perform First Aid for Burns	STP 21-1-SMCT
081-831-1008(SL1)	Perform First Aid for Heat Injuries	STP 21-1-SMCT
081-831-1025(SL1)	Perform First Aid for an Open Abdominal Wound	STP 21-1-SMCT
081-831-1026(SL1)	Perform First Aid for an Open Chest Wound	STP 21-1-SMCT
081-831-1032(SL1)	Perform First Aid for Bleeding of an Extremity	STP 21-1-SMCT
081-831-1033(SL1)	Perform First Aid for an Open Head Wound	STP 21-1-SMCT
081-831-1034(SL1)	Perform First Aid for a Suspected Fracture	STP 21-1-SMCT
081-831-1042(SL1)	Perform Mouth-to-Mouth Resuscitation	STP 21-1-SMCT
081-831-1044(SL1)	Perform First Aid for Nerve Agent Injury	STP 21-1-SMCT
081-831-1045(SL1)	Perform First Aid for Cold Injuries	STP 21-1-SMCT
081-831-1046(SL1)	Transport a Casualty	STP 21-1-SMCT
081-831-1054(SL2)	Evacuate Casualties	STP 21-24-SMCT
113-637-2001(SL1)	Communicate Via a Tactical Radio	STP 21-1-SMCT
191-380-0109(SL4)	Plan Patrol Activities	STP 21-24-SMCT
441-091-2000(SL2)	Defend Against Air Attack (Active)	STP 21-24-SMCT
441-091-3000(SL3)	Supervise the Implementation of Air Defense Measures	STP 21-24-SMCT
805C-PAD-2060(SL2)	Report Casualties	STP 21-24-SMCT
850-001-2000(SL2)	Employ Accident Prevention Measures and Risk Management Process	STP 21-24-SMCT
850-001-3001(SL3)	Control Mission Safety Hazard	STP 21-24-SMCT
850-001-4001(SL4)	Integrate Risk Management Into Platoon	STP 21-24-SMCT

**SUPPORTING COLLECTIVE TASKS**

<b>Task Number</b>	<b>Task Title</b>	<b>References</b>
07-5-1108.34-0001	Cross Danger Area	ARTEP 34-114-30-MTP ARTEP 34-117-30-MTP ARTEP 34-143-30-MTP ARTEP 34-144-30-MTP ARTEP 34-353-30-MTP ARTEP 34-355-MTP ARTEP 34-357-30-MTP ARTEP 34-358-30-MTP ARTEP 34-387-30-MTP ARTEP 34-393-30-MTP ARTEP 34-397-30-MTP ARTEP 34-399-10-MTP

OPFOR TASKS AND STANDARDS

**TASK: Disrupt Enemy Movement and Operations Using Tactical Nuclear Weapons (34-OPFOR-1002)**

**CONDITION:** Orders have been received to use tactical nuclear weapons in the enemy's rear area. Key locations have been identified.

**STANDARD:** Tactical nuclear missiles are delivered on target. Movement of equipment and supplies is disrupted or delayed to forward areas. Enemy equipment and supplies are destroyed. A high rate of nuclear casualties is inflicted among enemy troops.

**TASK: Conduct Aerial Reconnaissance (34-OPFOR-1007)**

**CONDITION:** Opposing force (OPFOR) HQ requires intelligence on the location and identification of enemy elements. Aircraft is dispatched to take photographs and conduct a visual inspection of enemy area.

**STANDARD:** Locate and photograph enemy positions in assigned sectors, including support and storage bases and command and control facilities. Visual checks are conducted when possible. The enemy is not engaged. Priority intelligence requests and other information requirements (IRs) are reported to OPFOR HQ.

**TASK: Gather Intelligence (34-OPFOR-1008)**

**CONDITION:** OPFOR elements, operating in the rear area, are planning attacks on enemy bases. Information is needed before plans are finalized.

**STANDARD:** Identify all priority intelligence requests and other intelligence requirements. Pass through any outpost, defensive wire, or warning device undetected. Move to an observation point that offers cover and concealment and is close enough to gather required information. Gather data that answers intelligence requirements. Withdraw from area undetected. Report all information of value to OPFOR headquarters.

**TASK: Conduct Hasty Ambush (34-OPFOR-1003)**

**CONDITION:** OPFOR element is moving in a concealed area when an enemy element is reported moving along an adjacent route.

**STANDARD:** The ambush site is prepared before the arrival of the enemy element. The enemy force is surprised and casualties are inflicted within the designated kill zone. Delay enemy march element from reaching its specified destination. Withdraw, on order, within two minutes of ambush initiation. Report results of mission to headquarters.

**TASK: Conduct Deliberate Ambush (34-OPFOR-1004)**

**CONDITION:** OPFOR element is operating along an enemy major supply route. Intelligence has reported an enemy convoy approaching the element. Headquarters has ordered complete destruction of the march element. The march element is approximately 15 minutes from the ambush point. OPFOR element possesses automatic weapons, antiarmor weapons, and command-detonated mines.

**STANDARD:** Prepare ambush site before arrival of enemy convoy. Surprise enemy forces. Force enemy march element to halt in kill zone. Kill, wound, or capture enemy personnel and destroy all vehicles and equipment. Consolidate and withdraw from the area on order. Results of the mission are reported to headquarters.

**TASK: Conduct Sniper Operations (34-OPFOR-1005)**

**CONDITION:** OPFOR element has received a sniper mission from headquarters. Snipers are assigned missions in the enemy rear area along major supply routes and near support sites.

**STANDARD:** Infiltrate enemy area of operations and set up a well-concealed location. Vehicle drivers or personnel on foot are engaged with short bursts of semiautomatic fire. Selected targets are killed or wounded. Prevent position from being discovered and evacuate the area without being detected. Results of the operation are reported to OPFOR headquarters.

**TASK: Conduct Air Attacks (34-OPFOR-1006)**

**CONDITION:** OPFOR elements in the rear area have forwarded the coordinates of enemy facilities and elements. OPFOR aircraft have been dispatched to attack enemy installations or convoys.

**STANDARD:** Locate support sites, command and control facilities, and/or convoys. Attack runs on designated targets are conducted. Enemy equipment, supplies, and vehicles are destroyed and enemy personnel are killed.

**TASK: Counter Passage of Lines (34-OPFOR-1016)**

**CONDITION:** Friendly units are in defense positions but are expected to attempt a passage of lines. Friendly forces have close air support and NBC capabilities. The OPFOR element receives orders to disrupt the friendly passage of lines.

**STANDARD:** The friendly force passage of lines is delayed by the OPFOR element for a minimum of two hours.

**TASK: Maintain Contact (34-OPFOR-1011)**

**CONDITION:** OPFOR element is tactically engaged with enemy base defense forces. Enemy forces are withdrawing under pressure.

**STANDARD:** Decisively engage the enemy forces. As the enemy withdraws, the unit or force advances, maintaining contact.

**TASK: Attack (34-OPFOR-1010)**

**CONDITION:** Enemy rear area support base has been located. Priority intelligence requirements (PIRs) and other intelligence requirements have been obtained by OPFOR patrols. Element has automatic and antiarmor weapons, and light mortars. Element is approximately the size of two platoons.

**STANDARD:** An attack plan is developed. An attack is initiated using a scheme of maneuver that exploits enemy flanks, gaps, and weaknesses. Covered and concealed routes are used to approach enemy areas. Employ indirect fire to support attack. Penetrate enemy defenses. Destroy equipment and supplies, inflict casualties, isolate the support base, and block reinforcements. The enemy unit is forced to displace.

**TASK: Conduct Electronic Warfare (34-OPFOR-1012)**

**CONDITION:** OPFOR employs collection and direction-finding assets (ground and air) to monitor and locate enemy forces.

**STANDARD:** Locate the positions of enemy command, intelligence, and logistics units. Forward the locations of the positions to OPFOR headquarters. Use jamming signals against enemy radio receivers. Monitor enemy radio networks and report all information of intelligence value to OPFOR HQ.

**TASK: Conduct Raid (34-OPFOR-1009)**

**CONDITION:** OPFOR element has occupied an objective rally point and has orders to conduct a raid on a rear area base.

**STANDARD:** Surprise the enemy forces. Assault enemy support base and accomplish assigned tasks. Specified equipment and supplies are destroyed. Decisive engagement is avoided. All personnel are withdrawn from the area within the prescribed time. The collected intelligence data satisfies the PIRs.

**ELEMENT:** Ground Surveillance Radar Section (4 Teams)

**TASK: Cross Danger Area (07-5-1108.34-0001)**  
(FM 7-8)

**ITERATION:** 1 2 3 4 5 M (Circle)

**COMMANDER/LEADER ASSESSMENT:** T P U (Circle)

**CONDITIONS:** The team is moving cross-country and encounters a danger area. Some iterations of this task should be performed in mission-oriented protective posture level 4 (MOPP4).

**TASK STANDARDS:** The team crosses the danger area only if it cannot be bypassed within mission requirements. The team crosses the danger area without being detected and employs counter-tracking measures to prevent the threat from determining the size and destination of the element.

TASK STEPS AND PERFORMANCE MEASURES	GO	NO-GO
<p><b>*1.</b> The team encounters a danger area.</p> <ul style="list-style-type: none"> <li><b>a.</b> The point soldier signals a danger area (soldiers relay this message throughout the team).</li> <li><b>b.</b> The team halts well short of the danger area and maintains local security.</li> <li><b>c.</b> The team leader moves forward and confirms the danger area.</li> </ul> <p><b>*2.</b> The team leader reconnoiters the danger area and estimates the situation.</p> <ul style="list-style-type: none"> <li><b>a.</b> If the danger area can be bypassed, the team leader directs a route for the team.</li> <li><b>b.</b> If the danger area cannot be bypassed, the team leader controls the team's movement across the area.</li> <li><b>c.</b> The team leader designates near-side and far-side rally points.</li> <li><b>d.</b> The team leader selects the crossing point that provides the best cover and concealment.</li> <li><b>e.</b> The team leader assigns a far-side clearing/security element.</li> </ul> <p><b>3.</b> The near-side security element provides security.</p> <ul style="list-style-type: none"> <li><b>a.</b> Observes to flanks.</li> <li><b>b.</b> Over watches crossing of far-side security team.</li> </ul> <p><b>4.</b> The far-side clearing/security element reconnoiters the far side and establishes security.</p> <ul style="list-style-type: none"> <li><b>a.</b> Clears an area large enough for the remaining members of the team.</li> <li><b>b.</b> Signals team leader the area is clear.</li> </ul> <p><b>5.</b> The team crosses the danger area.</p> <ul style="list-style-type: none"> <li><b>a.</b> The remaining team members cross the danger area using a wedge or file formation.</li> <li><b>b.</b> The near-side security element over watches crossing.</li> </ul>		



TASK STEPS AND PERFORMANCE MEASURES	GO	NO-GO
<ul style="list-style-type: none"> <li>c. The team crosses quickly and quietly.</li> <li>d. The team maintains light and noise discipline.</li> <li>e. The near-side security element crosses the danger area and employs counter-tracking measures.</li> </ul> <p>6. The team continues the mission.</p> <ul style="list-style-type: none"> <li>a. Accounts for all members and equipment.</li> <li>b. Resumes tactical movement.</li> <li>c. Maintains proper formation and personnel intervals.</li> </ul>		

TASK PERFORMANCE / EVALUATION SUMMARY BLOCK							
ITERATION	1	2	3	4	5	M	TOTAL
TOTAL TASK STEPS EVALUATED							
TOTAL TASK STEPS "GO"							
TRAINING STATUS "GO"/"NO-GO"							

\* indicates a leader task step.

**SUPPORTING INDIVIDUAL TASKS**

<b>Task Number</b>	<b>Task Title</b>	<b>References</b>
031-503-1015(SL1)	Protect Yourself from NBC Injury/ Contamination with the Appropriate Mission-Oriented Protective Posture (MOPP) Gear	STP 21-1-SMCT
031-503-1018(SL1)	React to Nuclear Hazard or Attack	STP 21-1-SMCT
031-503-1019(SL1)	React to Chemical or Biological Hazard or Attack	STP 21-1-SMCT
031-503-1037(SL1)	Detect Chemical Agents Using M8 or M9 Detector Paper	STP 21-1-SMCT
031-503-3004(SL2)	Supervise the Crossing of a Contaminated Area	STP 21-24-SMCT
031-503-3008(SL2)	Implement Mission-Oriented Protective Posture	STP 21-24-SMCT
031-506-1053(SL2)	Report NBC Information Using NBC-4 Report	STP 21-24-SMCT
052-191-1361(SL1)	Camouflage Yourself and Your Individual Equipment	STP 21-1-SMCT
061-283-6003(SL2)	Adjust Indirect Fire	STP 21-24-SMCT
071-008-0007(SL1)	Engage Targets With an M16A1 or M16A2 Rifle Using an AN/PAS-13 Series Thermal Sight	STP 21-1-SMCT
071-010-0006(SL1)	Engage Targets With an M249 Machine Gun	STP 21-1-SMCT
071-100-0003(SL1)	Engage Targets With an M4 or M4A1 Carbine	STP 21-1-SMCT
071-311-2130(SL1)	Engage Targets With an M203 Grenade Launcher	STP 21-1-SMCT
071-315-2308(SL1)	Engage Targets With an M16A1 or M16A2 Rifle Using a Night Vision Sight AN/PVS-4	STP 21-1-SMCT
071-325-4407(SL1)	Employ Hand Grenades	STP 21-1-SMCT

**SUPPORTING INDIVIDUAL TASKS**

<b>Task Number</b>	<b>Task Title</b>	<b>References</b>
071-326-0502(SL1)	Move Under Direct Fire	STP 21-1-SMCT
071-326-0503(SL1)	Move Over, Through, or Around Obstacles (Except Minefields)	STP 21-1-SMCT
071-326-0510(SL1)	React to Indirect Fire While Dismounted	STP 21-1-SMCT
071-326-0511(SL1)	React to Flares	STP 21-1-SMCT
071-326-0513(SL1)	Select Temporary Fighting Positions	STP 21-1-SMCT
071-326-0608(SL2)	Use Visual Signalling Techniques	STP 21-24-SMCT
071-326-5705(SL2)	Establish an Observation Post	STP 21-24-SMCT
071-329-1006(SL1)	Navigate From One Point on the Ground to Another Point While Dismounted	STP 21-1-SMCT
071-329-1019(SL2)	Use a Map Overlay	STP 21-24-SMCT
071-331-0804(SL1)	Perform Surveillance Without the Aid of Electronic Devices	STP 21-1-SMCT
071-410-0019(SL3)	Control Organic Fires	STP 21-24-SMCT
071-710-0006(SL1)	Plan Use of Night Vision Devices	STP 21-1-SMCT
081-831-1000(SL1)	Evaluate a Casualty	STP 21-1-SMCT
081-831-1003(SL1)	Perform First Aid to Clear an Object Stuck in the Throat of a Conscious Casualty	STP 21-1-SMCT
081-831-1005(SL1)	Perform First Aid to Prevent or Control Shock	STP 21-1-SMCT
081-831-1007(SL1)	Perform First Aid for Burns	STP 21-1-SMCT
081-831-1008(SL1)	Perform First Aid for Heat Injuries	STP 21-1-SMCT
081-831-1025(SL1)	Perform First Aid for an Open Abdominal Wound	STP 21-1-SMCT
081-831-1026(SL1)	Perform First Aid for an Open Chest Wound	STP 21-1-SMCT
081-831-1032(SL1)	Perform First Aid for Bleeding of an Extremity	STP 21-1-SMCT
081-831-1033(SL1)	Perform First Aid for an Open Head Wound	STP 21-1-SMCT
081-831-1034(SL1)	Perform First Aid for a Suspected Fracture	STP 21-1-SMCT
081-831-1042(SL1)	Perform Mouth-to-Mouth Resuscitation	STP 21-1-SMCT
081-831-1044(SL1)	Perform First Aid for Nerve Agent Injury	STP 21-1-SMCT
081-831-1045(SL1)	Perform First Aid for Cold Injuries	STP 21-1-SMCT
081-831-1046(SL1)	Transport a Casualty	STP 21-1-SMCT
081-831-1054(SL2)	Evacuate Casualties	STP 21-24-SMCT
113-637-2001(SL1)	Communicate Via a Tactical Radio	STP 21-1-SMCT
181-105-2002(SL2)	Conduct Combat Operations According to the Law of War	STP 21-24-SMCT
191-380-0109(SL4)	Plan Patrol Activities	STP 21-24-SMCT
805C-PAD-2060(SL2)	Report Casualties	STP 21-24-SMCT
805C-PAD-2461(SL2)	Maintain Accountability of Personnel (Status Report)	STP 21-24-SMCT
850-001-2000(SL2)	Employ Accident Prevention Measures and Risk Management Process	STP 21-24-SMCT
850-001-3001(SL3)	Control Mission Safety Hazard	STP 21-24-SMCT
850-001-4001(SL4)	Integrate Risk Management Into Platoon	STP 21-24-SMCT

**SUPPORTING COLLECTIVE TASKS**

<b>Task Number</b>	<b>Task Title</b>	<b>References</b>
07-5-1107.34-0001	Move Tactically (Dismounted)	ARTEP 34-114-30-MTP ARTEP 34-117-30-MTP

---

**SUPPORTING COLLECTIVE TASKS**

Task Number	Task Title	References
		ARTEP 34-143-30-MTP
		ARTEP 34-144-30-MTP
		ARTEP 34-353-30-MTP
		ARTEP 34-355-MTP
		ARTEP 34-357-30-MTP
		ARTEP 34-358-30-MTP
		ARTEP 34-387-30-MTP
		ARTEP 34-393-30-MTP
		ARTEP 34-397-30-MTP
		ARTEP 34-399-10-MTP

## OPFOR TASKS AND STANDARDS

**TASK: Disrupt Enemy Movement and Operations Using Tactical Nuclear Weapons (34-OPFOR-1002)**

**CONDITION:** Orders have been received to use tactical nuclear weapons in the enemy's rear area. Key locations have been identified.

**STANDARD:** Tactical nuclear missiles are delivered on target. Movement of equipment and supplies is disrupted or delayed to forward areas. Enemy equipment and supplies are destroyed. A high rate of nuclear casualties is inflicted among enemy troops.

**TASK: Conduct Aerial Reconnaissance (34-OPFOR-1007)**

**CONDITION:** Opposing force (OPFOR) HQ requires intelligence on the location and identification of enemy elements. Aircraft is dispatched to take photographs and conduct a visual inspection of enemy area.

**STANDARD:** Locate and photograph enemy positions in assigned sectors, including support and storage bases and command and control facilities. Visual checks are conducted when possible. The enemy is not engaged. Priority intelligence requests and other information requirements are reported to OPFOR HQ.

**TASK: Gather Intelligence (34-OPFOR-1008)**

**CONDITION:** OPFOR elements, operating in the rear area, are planning attacks on enemy bases. Information is needed before plans are finalized.

**STANDARD:** Identify all priority intelligence requests (PIRs) and other intelligence requirements. Pass through any outpost, defensive wire, or warning device undetected. Move to an observation point that offers cover and concealment and is close enough to gather required information. Gather data that answers intelligence requirements. Withdraw from area undetected. Report all information of value to OPFOR headquarters.

**TASK: Conduct Hasty Ambush (34-OPFOR-1003)**

**CONDITION:** OPFOR element is moving in a concealed area when an enemy element is reported moving along an adjacent route.

**STANDARD:** The ambush site is prepared before the arrival of the enemy element. The enemy force is surprised and casualties are inflicted within the designated kill zone. Delay enemy march element from reaching its specified destination. Withdraw, on order, within two minutes of ambush initiation. Report results of mission to headquarters.

**TASK: Defend Danger Area (07-OPFOR-1108)**

**CONDITION:** The OPFOR is defending a danger area.

**STANDARD:** 1. Detect the crossing. 2. Surprise the main body. 3. Decisively engage the unit. 4. Prevent the unit from crossing at its chosen location. 5. Inflict at least one casualty on the team.

**TASK: Conduct Deliberate Ambush (34-OPFOR-1004)**

**CONDITION:** OPFOR element is operating along an enemy major supply route. Intelligence has reported an enemy convoy approaching the element. Headquarters has ordered complete destruction of the march element. The march element is approximately 15 minutes from the ambush point. OPFOR element possesses automatic weapons, antiarmor weapons, and command-detonated mines.

**STANDARD:** Prepare ambush site before arrival of enemy convoy. Surprise enemy forces. Force enemy march element to halt in kill zone. Kill, wound, or capture enemy personnel and destroy all vehicles and equipment. Consolidate and withdraw from the area on order. Results of the mission are reported to headquarters.

**TASK: Conduct Sniper Operations (34-OPFOR-1005)**

**CONDITION:** OPFOR element has received a sniper mission from headquarters. Snipers are assigned missions in the enemy rear area along major supply routes and near support sites.

**STANDARD:** Infiltrate enemy area of operations and set up a well-concealed location. Vehicle drivers or personnel on foot are engaged with short bursts of semiautomatic fire. Selected targets are killed or wounded. Prevent position from being discovered and evacuate the area without being detected. Results of the operation are reported to OPFOR headquarters.

**TASK: Maintain Contact (34-OPFOR-1011)**

**CONDITION:** OPFOR element is tactically engaged with enemy base defense forces. Enemy forces are withdrawing under pressure.

**STANDARD:** Decisively engage the enemy forces. As the enemy withdraws, the unit or force advances, maintaining contact.

**TASK: Attack (34-OPFOR-1010)**

**CONDITION:** Enemy rear area support base has been located. Priority intelligence requirements (PIRs) and other intelligence requirements have been obtained by OPFOR patrols. Element has automatic and antiarmor weapons, and light mortars. Element is approximately the size of two platoons.

**STANDARD:** An attack plan is developed. An attack is initiated using a scheme of maneuver that exploits enemy flanks, gaps, and weaknesses. Covered and concealed routes are used to approach enemy areas. Employ indirect fire to support attack. Penetrate enemy defenses. Destroy equipment and supplies, inflict casualties, isolate the support base, and block reinforcements. The enemy unit is forced to displace.

**TASK: Conduct Air Attacks (34-OPFOR-1006)**

**CONDITION:** OPFOR elements in the rear area have forwarded the coordinates of enemy facilities and elements. OPFOR aircraft have been dispatched to attack enemy installations or convoys.

**STANDARD:** Locate support sites, command and control facilities, and/or convoys. Attack runs on designated targets are conducted. Enemy equipment, supplies, and vehicles are destroyed and enemy personnel are killed.

**ELEMENT:** Ground Surveillance Radar Section (4 Teams)

**TASK: Cross Water Obstacle (07-5-1109.34-0001)**

(FM 7-8)

(FM 90-13)

(FM 90-8)

**ITERATION:** 1 2 3 4 5 M (Circle)

**COMMANDER/LEADER ASSESSMENT:** T P U (Circle)

**CONDITIONS:** The team must cross a water obstacle. Some iterations of this task should be performed in mission-oriented protective posture level 4 (MOPP4).

**TASK STANDARDS:** The team successfully crosses the water obstacle and assembles on the far side. The team uses the proper waterproofing techniques to prevent damage to equipment. The team ensures sufficient mission essential equipment remains intact to successfully accomplish the mission. The team remains undetected.

TASK STEPS AND PERFORMANCE MEASURES	GO	NO-GO
<p>*1. The team leader selects a crossing site based on mission, enemy, terrain, troops, time available, and civilian considerations (METT-TC).</p> <p>*2. The team leader emplaces security at the crossing site.</p> <p>3. The assistant team leader supervises personnel preparation for water crossing.</p> <p>*4. Team members maintain light and noise discipline.</p> <p>5. To prepare for the water crossing, team members waterproof all water-sensitive items, unblouse trousers, and unbuckle chinstraps on helmets.</p> <p>6. The team crosses the water obstacle using one of the following techniques:</p> <ul style="list-style-type: none"> <li>a. One-rope bridge.</li> <li>b. Two-rope bridge.</li> <li>c. Poncho rafts.</li> <li>d. Air mattresses.</li> <li>e. Waterproof bags.</li> <li>f. Empty canteens.</li> <li>g. Water wings (made from extra trousers).</li> <li>h. Boats (military or civilian).</li> </ul> <p>7. The far-side security team crosses the water obstacle first, using the selected technique.</p> <p>8. A team member sets up far-side security.</p> <p>9. The rest of the team members cross the obstacle, gather equipment, and occupy security positions on the far side.</p> <p>10. The team leader accounts for all personnel and equipment.</p> <p>11. The team sterilizes the crossing site.</p> <p>*12. The team moves out of the area of the water obstacle as soon as possible and continues the mission.</p>		

TASK PERFORMANCE / EVALUATION SUMMARY BLOCK							
ITERATION	1	2	3	4	5	M	TOTAL
TOTAL TASK STEPS EVALUATED							
TOTAL TASK STEPS "GO"							
TRAINING STATUS "GO"/"NO-GO"							

\* indicates a leader task step.

**SUPPORTING INDIVIDUAL TASKS**

Task Number	Task Title	References
031-503-3004(SL2)	Supervise the Crossing of a Contaminated Area	STP 21-24-SMCT
071-326-0502(SL1)	Move Under Direct Fire	STP 21-1-SMCT
071-326-0503(SL1)	Move Over, Through, or Around Obstacles (Except Minefields)	STP 21-1-SMCT
071-326-0510(SL1)	React to Indirect Fire While Dismounted	STP 21-1-SMCT
071-326-0511(SL1)	React to Flares	STP 21-1-SMCT
071-326-0608(SL2)	Use Visual Signalling Techniques	STP 21-24-SMCT
071-326-5705(SL2)	Establish an Observation Post	STP 21-24-SMCT
071-329-1006(SL1)	Navigate From One Point on the Ground to Another Point While Dismounted	STP 21-1-SMCT
071-329-1019(SL2)	Use a Map Overlay	STP 21-24-SMCT
071-331-0804(SL1)	Perform Surveillance Without the Aid of Electronic Devices	STP 21-1-SMCT
071-710-0006(SL1)	Plan Use of Night Vision Devices	STP 21-1-SMCT
081-831-1046(SL1)	Transport a Casualty	STP 21-1-SMCT
081-831-1054(SL2)	Evacuate Casualties	STP 21-24-SMCT
113-637-2001(SL1)	Communicate Via a Tactical Radio	STP 21-1-SMCT
181-105-2002(SL2)	Conduct Combat Operations According to the Law of War	STP 21-24-SMCT
191-380-0109(SL4)	Plan Patrol Activities	STP 21-24-SMCT
805C-PAD-2461(SL2)	Maintain Accountability of Personnel (Status Report)	STP 21-24-SMCT
850-001-2000(SL2)	Employ Accident Prevention Measures and Risk Management Process	STP 21-24-SMCT
850-001-3001(SL3)	Control Mission Safety Hazard	STP 21-24-SMCT
850-001-4001(SL4)	Integrate Risk Management Into Platoon	STP 21-24-SMCT

SUPPORTING COLLECTIVE TASKS: NONE

OPFOR TASKS AND STANDARDS

**TASK: Conduct Aerial Reconnaissance (34-OPFOR-1007)**

**CONDITION:** Opposing force (OPFOR) HQ requires intelligence on the location and identification of enemy elements. Aircraft is dispatched to take photographs and conduct a visual inspection of enemy area.

**STANDARD:** Locate and photograph enemy positions in assigned sectors, including support and storage bases and command and control facilities. Visual checks are conducted when possible. The enemy is not engaged. Priority intelligence requests and other information requirements (IRs) are reported to OPFOR HQ.

**TASK: Gather Intelligence (34-OPFOR-1008)**

**CONDITION:** OPFOR elements, operating in the rear area, are planning attacks on enemy bases. Information is needed before plans are finalized.

**STANDARD:** Identify all priority intelligence requests and other intelligence requirements. Pass through any outpost, defensive wire, or warning device undetected. Move to an observation point that offers cover and concealment and is close enough to gather required information. Gather data that answers intelligence requirements. Withdraw from area undetected. Report all information of value to OPFOR headquarters.

**TASK: Conduct Hasty Ambush (34-OPFOR-1003)**

**CONDITION:** OPFOR element is moving in a concealed area when an enemy element is reported moving along an adjacent route.

**STANDARD:** The ambush site is prepared before the arrival of the enemy element. The enemy force is surprised and casualties are inflicted within the designated kill zone. Delay enemy march element from reaching its specified destination. Withdraw, on order, within two minutes of ambush initiation. Report results of mission to headquarters.

**TASK: DEFEND WATER OBSTACLE (07-OPFOR-1109)**

**CONDITION:** The OPFOR is ordered to defend a water obstacle.

**STANDARD:** 1. Detect the crossing. 2. Surprise the main body. 3. Fix the unit. 4. Prevent the unit from crossing at its chosen location.

**TASK: Conduct Sniper Operations (34-OPFOR-1005)**

**CONDITION:** OPFOR element has received a sniper mission from headquarters. Snipers are assigned missions in the enemy rear area along major supply routes and near support sites.

**STANDARD:** Infiltrate enemy area of operations and set up a well-concealed location. Vehicle drivers or personnel on foot are engaged with short bursts of semiautomatic fire. Selected targets are killed or wounded. Prevent position from being discovered and evacuate the area without being detected. Results of the operation are reported to OPFOR headquarters.

**TASK: Conduct Air Attacks (34-OPFOR-1006)**

**CONDITION:** OPFOR elements in the rear area have forwarded the coordinates of enemy facilities and elements. OPFOR aircraft have been dispatched to attack enemy installations or convoys.

**STANDARD:** Locate support sites, command and control facilities, and/or convoys. Attack runs on designated targets are conducted. Enemy equipment, supplies, and vehicles are destroyed and enemy personnel are killed.

**TASK: Conduct Deliberate Ambush (34-OPFOR-1004)**

**CONDITION:** OPFOR element is operating along an enemy major supply route. Intelligence has reported an enemy convoy approaching the element. Headquarters has ordered complete destruction of the march element. The march element is approximately 15 minutes from the ambush point. OPFOR element possesses automatic weapons, antiarmor weapons, and command-detonated mines.

**STANDARD:** Prepare ambush site before arrival of enemy convoy. Surprise enemy forces. Force enemy march element to halt in kill zone. Kill, wound, or capture enemy personnel and destroy all vehicles and equipment. Consolidate and withdraw from the area on order. Results of the mission are reported to headquarters.

**TASK: Attack (34-OPFOR-1010)**

**CONDITION:** Enemy rear area support base has been located. Priority intelligence requirements (PIRs) and other intelligence requirements have been obtained by OPFOR patrols. Element has automatic and antiarmor weapons, and light mortars. Element is approximately the size of two platoons.

**STANDARD:** An attack plan is developed. An attack is initiated using a scheme of maneuver that exploits enemy flanks, gaps, and weaknesses. Covered and concealed routes are used to approach enemy areas. Employ indirect fire to support attack. Penetrate enemy defenses. Destroy equipment and supplies, inflict casualties, isolate the support base, and block reinforcements. The enemy unit is forced to displace.

**TASK: Conduct Electronic Warfare (34-OPFOR-1012)**

**CONDITION:** Opposing force (OPFOR) employs collection and direction-finding assets (ground and air) to monitor and locate enemy forces.

**STANDARD:** Locate the positions of enemy command, intelligence, and logistics units. Forward the locations of the positions to OPFOR headquarters. Use jamming signals against enemy radio receivers. Monitor enemy radio networks and report all information of intelligence value to OPFOR HQ.



**ELEMENT:** Ground Surveillance Radar Section (4 Teams)

**TASK: Establish Surveillance Site (Dismounted) (07-5-1111.34-0001)**  
(FM 7-93)

**ITERATION:** 1 2 3 4 5 M (Circle)

**COMMANDER/LEADER ASSESSMENT:** T P U (Circle)

**CONDITIONS:** The team has occupied an objective rally point and/or is preparing to occupy an intercept/surveillance site while moving dismounted. Some iterations of this task should be performed in mission-oriented protective posture level 4 (MOPP4).

**TASK STANDARDS:** The team establishes a site that allows surveillance of the named area of interest (NAI) or position to conduct voice intercept but cannot be easily detected. The team begins operations in the objective area no later than the time designated in the operation order (OPORD). The team maintains security throughout the mission, and remains undetected.

TASK STEPS AND PERFORMANCE MEASURES	GO	NO-GO
<p><b>*1.</b> The team leader issues the following to the intercept and/or surveillance site teams before they depart:</p> <ul style="list-style-type: none"> <li>a. Five-point contingency plan.</li> <li>b. Rendezvous plan.</li> <li>c. Primary and alternate rally points.</li> <li>d. Communications plan.</li> </ul> <p><b>2.</b> The intercept/surveillance team departs in a controlled and secure manner using the terrain for cover and concealment.</p> <ul style="list-style-type: none"> <li>a. The team implements counter-tracking measures.</li> <li>b. The team periodically performs radio checks with platoon command post (CP) during the movement.</li> </ul> <p><b>3.</b> The intercept/surveillance team approaches the intercept/surveillance site and—</p> <ul style="list-style-type: none"> <li>a. Uses the fishhook method when the situation allows.</li> <li>b. Conducts a listening halt for 10 to 15 minutes.</li> <li>c. Pinpoints the objective.</li> <li>d. Reconnoiters the alternate intercept/surveillance site.</li> <li>e. Informs the platoon CP of any changes to the plan.</li> </ul> <p><b>4.</b> The team maintains security throughout the operation.</p> <p><b>5.</b> The team keeps equipment not in use packed in rucksacks.</p> <p><b>*6.</b> The team leader ensures site is camouflaged and complies with mission, enemy, terrain, troops, time available, and civilian considerations (METT-TC) and frequency-modulated (FM) communications are attainable.</p> <p><b>*7.</b> The team leader ensures site is functional.</p> <ul style="list-style-type: none"> <li>a. Ensures site is wide enough and long enough to accommodate personnel.</li> <li>b. Ensures team members camouflage all rucksacks.</li> </ul>		

TASK STEPS AND PERFORMANCE MEASURES	GO	NO-GO
<ul style="list-style-type: none"> <li>c. Ensures at least one team member provides security at all times and Claymores are emplaced.</li> <li>d. Ensures the site has overhead concealment and is not easily detectable.</li> </ul> <p>*8. The team leader issues the following plans:</p> <ul style="list-style-type: none"> <li>a. Security plan.</li> <li>b. Alert plan.</li> <li>c. Evacuation plan.</li> <li>d. Rendezvous plan.</li> </ul> <p>9. Once site is fully established, intercept/surveillance team reports to platoon CP.</p> <p>10. The team prepares a withdrawal plan that details—</p> <ul style="list-style-type: none"> <li>a. Procedures.</li> <li>b. Routes.</li> <li>c. Sterilization.</li> </ul>		

TASK PERFORMANCE / EVALUATION SUMMARY BLOCK							
ITERATION	1	2	3	4	5	M	TOTAL
TOTAL TASK STEPS EVALUATED							
TOTAL TASK STEPS "GO"							
TRAINING STATUS "GO"/"NO-GO"							

\* indicates a leader task step.

**SUPPORTING INDIVIDUAL TASKS**

Task Number	Task Title	References
031-503-1015(SL1)	Protect Yourself from NBC Injury/ Contamination with the Appropriate Mission-Oriented Protective Posture (MOPP) Gear	STP 21-1-SMCT
031-503-1023(SL2)	Protect Yourself from NBC Injury/Contamination When Changing Mission-Oriented Protective Posture (MOPP) Gear	STP 21-24-SMCT
052-191-1361(SL1)	Camouflage Yourself and Your Individual Equipment	STP 21-1-SMCT
071-325-4425(SL1)	Employ an M18A1 Claymore Mine	STP 21-1-SMCT
071-326-0510(SL1)	React to Indirect Fire While Dismounted	STP 21-1-SMCT
071-326-0513(SL1)	Select Temporary Fighting Positions	STP 21-1-SMCT
071-326-5705(SL2)	Establish an Observation Post	STP 21-24-SMCT
071-326-5805(SL3)	Conduct a Route Reconnaissance Mission	STP 21-24-SMCT
071-329-1006(SL1)	Navigate From One Point on the Ground to Another Point While Dismounted	STP 21-1-SMCT
071-331-0804(SL1)	Perform Surveillance Without the Aid of Electronic Devices	STP 21-1-SMCT
071-331-0815(SL1)	Practice Noise, Light, and Litter Discipline	STP 21-1-SMCT
071-710-0006(SL1)	Plan Use of Night Vision Devices	STP 21-1-SMCT
181-105-2002(SL2)	Conduct Combat Operations According to the Law of War	STP 21-24-SMCT
191-380-0109(SL4)	Plan Patrol Activities	STP 21-24-SMCT

**SUPPORTING INDIVIDUAL TASKS**

<b>Task Number</b>	<b>Task Title</b>	<b>References</b>
850-001-2000(SL2)	Employ Accident Prevention Measures and Risk Management Process	STP 21-24-SMCT
850-001-3001(SL3)	Control Mission Safety Hazard	STP 21-24-SMCT
850-001-4001(SL4)	Integrate Risk Management Into Platoon	STP 21-24-SMCT

**SUPPORTING COLLECTIVE TASKS**

<b>Task Number</b>	<b>Task Title</b>	<b>References</b>
07-5-1110	Establish Hide Site	
07-5-1110.34-0001	Establish Hide Site	

OPFOR TASKS AND STANDARDS

**TASK: Conduct Hasty Ambush (34-OPFOR-1003)**

**CONDITION:** Opposing force (OPFOR) element is moving in a concealed area when an enemy element is reported moving along an adjacent route.

**STANDARD:** The ambush site is prepared before the arrival of the enemy element. The enemy force is surprised and casualties are inflicted within the designated kill zone. Delay enemy march element from reaching its specified destination. Withdraw, on order, within two minutes of ambush initiation. Report results of mission to headquarters.

**TASK: Conduct Deliberate Ambush (34-OPFOR-1004)**

**CONDITION:** OPFOR element is operating along an enemy major supply route. Intelligence has reported an enemy convoy approaching the element. Headquarters has ordered complete destruction of the march element. The march element is approximately 15 minutes from the ambush point. OPFOR element possesses automatic weapons, antiarmor weapons, and command-detonated mines.

**STANDARD:** Prepare ambush site before arrival of enemy convoy. Surprise enemy forces. Force enemy march element to halt in kill zone. Kill, wound, or capture enemy personnel and destroy all vehicles and equipment. Consolidate and withdraw from the area on order. Results of the mission are reported to headquarters.

**TASK: Disrupt Enemy Movement and Operations Using Persistent and Nonpersistent Chemical Weapons (34-OPFOR-1001)**

**CONDITION:** Conventional artillery weapons or aircraft are available to deliver chemical weapons. Routes and key bases in the rear area have been selected.

**STANDARD:** Chemical agents are delivered into targeted areas. The movement of enemy supplies and equipment to forward areas is delayed by disrupting command and control systems. Enemy movement is successfully channeled into predesignated ambush areas. Enemy supplies and equipment are contaminated. A high rate of casualties is inflicted on enemy forces.

**TASK: Conduct Sniper Operations (34-OPFOR-1005)**

**CONDITION:** OPFOR element has received a sniper mission from headquarters. Snipers are assigned missions in the enemy rear area along major supply routes and near support sites.

**STANDARD:** Infiltrate enemy area of operations and set up a well-concealed location. Vehicle drivers or personnel on foot are engaged with short bursts of semiautomatic fire. Selected targets are killed or wounded. Prevent position from being discovered and evacuate the area without being detected. Results of the operation are reported to OPFOR headquarters.

**TASK: Conduct Air Attacks (34-OPFOR-1006)**

**CONDITION:** OPFOR elements in the rear area have forwarded the coordinates of enemy facilities and elements. OPFOR aircraft have been dispatched to attack enemy installations or convoys.

**STANDARD:** Locate support sites, command and control facilities, and/or convoys. Attack runs on designated targets are conducted. Enemy equipment, supplies, and vehicles are destroyed and enemy personnel are killed.

**TASK: Conduct Aerial Reconnaissance (34-OPFOR-1007)**

**CONDITION:** OPFOR HQ requires intelligence on the location and identification of enemy elements. Aircraft is dispatched to take photographs and conduct a visual inspection of enemy area.

**STANDARD:** Locate and photograph enemy positions in assigned sectors, including support and storage bases and command and control facilities. Visual checks are conducted when possible. The enemy is not engaged. Priority intelligence requests and other information requirements are reported to OPFOR HQ.

**TASK: Attack (34-OPFOR-1010)**

**CONDITION:** Enemy rear area support base has been located. Priority intelligence requirements (PIRs) and other intelligence requirements have been obtained by OPFOR patrols. Element has automatic and antiarmor weapons, and light mortars. Element is approximately the size of two platoons.

**STANDARD:** An attack plan is developed. An attack is initiated using a scheme of maneuver that exploits enemy flanks, gaps, and weaknesses. Covered and concealed routes are used to approach enemy areas. Employ indirect fire to support attack. Penetrate enemy defenses. Destroy equipment and supplies, inflict casualties, isolate the support base, and block reinforcements. The enemy unit is forced to displace.

**ELEMENTS:** Operations Platoon Headquarters  
 Company Headquarters  
 DS Company MI Battalion

**TASK: Execute Actions on Contact (17-3-1021.34-0001)**  
 (FM 17-95)

**ITERATION:** 1 2 3 4 5 M (Circle)

**COMMANDER/LEADER ASSESSMENT:** T P U (Circle)

**CONDITIONS:** The platoon is conducting tactical operations as part of a tactical operation. Contact is immediate. Some iterations of this task should be performed in mission-oriented protective posture level 4 (MOPP4).

**TASK STANDARDS:** The platoon reacts to the contact. The platoon leader reports the contact to higher headquarters. The platoon develops the situation based on the commander's intent while retaining sufficient combat power to continue the mission. The platoon successfully accomplishes the course of action (COA) directed by the commander. No friendly unit suffers casualties or equipment damage as a result of fratricide.

TASK STEPS AND PERFORMANCE MEASURES	GO	NO-GO
<p>1. Platoon reacts to the situation as appropriate.</p> <ul style="list-style-type: none"> <li>a. Reacts when contact entails enemy fire.                             <ul style="list-style-type: none"> <li>(1) Returns fire immediately to destroy or suppress the enemy.</li> <li>(2) Immediately alerts the rest of the platoon/team with a contact report.</li> <li>(3) Takes evasive actions to seek cover and concealment, evade enemy fire, and/or break contact.</li> <li>(4) Sends initial contact report to the commander.</li> </ul> </li> <li>b. Reacts when contact is visual and/or does not involve fire.                             <ul style="list-style-type: none"> <li>(1) Immediately alerts the rest of the platoon with a contact report.</li> <li>(2) Sends an initial spot report to platoon leader.</li> </ul> </li> </ul> <p>*2. Platoon leader/platoon sergeant deploys platoon and reports the situation.</p> <ul style="list-style-type: none"> <li>a. Orders platoon to seek the best available covered and concealed position(s) (must afford unobstructed observation and fields of fire).</li> <li>b. Directs elements not in contact to establish a hasty defense and await further guidance from the platoon leader.</li> <li>c. Immediately sends contact report to higher headquarters, followed by an initial spot report.</li> </ul> <p>*3. Platoon leader evaluates and develops the situation.</p> <ul style="list-style-type: none"> <li>a. Element(s) in contact evaluate the situation quickly.                             <ul style="list-style-type: none"> <li>(1) Determine enemy size, composition, activity, orientation, and location of weapons systems.</li> <li>(2) Search (physically or visually) for antitank ditches, minefields, wire, or other obstacles that could define a fire sack.</li> <li>(3) Search (physically or visually) for the flanks of the enemy and any elements that could mutually support enemy position(s).</li> <li>(4) Based on a fully developed situation, send updated spot report (with possible courses of action [COAs]) to the platoon leader/platoon sergeant.</li> </ul> </li> <li>b. Platoon leader/platoon sergeant analyzes spot reports and other tactical</li> </ul>		

TASK STEPS AND PERFORMANCE MEASURES	GO	NO-GO
<p>information as required to make an assessment of the situation.</p> <ul style="list-style-type: none"> <li>c. Platoon leader/platoon sergeant directs the actions of elements not in contact in a manner that supports the elements in contact. AND/OR</li> <li>d. Platoon leader/platoon sergeant directs elements not in contact to continue the mission in accordance with the operation order (OPORD) or fragmentary order (FRAGO).</li> </ul> <p>*4. Platoon leader/platoon sergeant develops the situation as required.</p> <ul style="list-style-type: none"> <li>a. Ensure the platoon's actions allow for survivability and mission accomplishment.</li> <li>b. Send an updated spot report to the commander.</li> </ul> <p>*5. Platoon leader selects appropriate COA based on the commander's intent, mission, enemy, terrain, troops, time available, and civilian considerations (METT-TC), his analysis of the situation, and input from elements in contact.</p> <ul style="list-style-type: none"> <li>a. Directs platoon to execute original COA (as previously addressed in the OPORD) if it is consistent with the commander's intent/concept and is within the platoon's capability. OR</li> <li>b. Based on the situation, issues FRAGO to refine the plan, ensuring it supports the commander's intent. OR</li> <li>c. Directs platoon to establish hasty defense/support by fire (SBF) position and takes further guidance from the commander. OR</li> <li>d. Chooses alternate COA based on evaluation of the situation.</li> </ul> <p>*6. If the situation dictates a change to the original plan, platoon leader recommends alternate COA.</p> <ul style="list-style-type: none"> <li>a. Sends recommendation to the commander.</li> <li>b. Receives orders to execute the COA selected by the commander.</li> </ul> <p>*7. Based on the situation and the commander's order, platoon leader directs platoon to execute COA.</p> <ul style="list-style-type: none"> <li>a. Conducts coordination with other elements as necessary to obtain support.</li> <li>b. Issues order for the COA. <ul style="list-style-type: none"> <li>(1) Directs platoon to break contact and bypass. OR</li> <li>(2) Directs platoon to maintain contact and bypass. OR</li> <li>(3) Directs platoon to establish a hasty defense by occupying SBF positions.</li> </ul> </li> </ul> <p>8. Platoon executes selected or refined COA.</p> <ul style="list-style-type: none"> <li>a. Platoon leader/platoon sergeant keeps higher headquarters informed at all times throughout the operation.</li> <li>b. Platoon/team leader adjusts COA during execution as situation dictates.</li> <li>c. Continues to execute COA until it accomplishes the original mission, receives FRAGO from the commander, or is ordered to execute consolidation and reorganization on the objective.</li> </ul>		

TASK PERFORMANCE / EVALUATION SUMMARY BLOCK							
ITERATION	1	2	3	4	5	M	TOTAL
TOTAL TASK STEPS EVALUATED							
TOTAL TASK STEPS "GO"							
TRAINING STATUS "GO"/"NO-GO"							

\* indicates a leader task step.

SUPPORTING INDIVIDUAL TASKS

Task Number	Task Title	References
071-008-0007(SL1)	Engage Targets With an M16A1 or M16A2 Rifle Using an AN/PAS-13 Series Thermal Sight	STP 21-1-SMCT
071-010-0006(SL1)	Engage Targets With an M249 Machine Gun	STP 21-1-SMCT
071-030-0004(SL1)	Engage Targets With an MK19 Machine Gun	STP 21-1-SMCT
071-100-0003(SL1)	Engage Targets With an M4 or M4A1 Carbine	STP 21-1-SMCT
071-311-2130(SL1)	Engage Targets With an M203 Grenade Launcher	STP 21-1-SMCT
071-315-2308(SL1)	Engage Targets With an M16A1 or M16A2 Rifle Using a Night Vision Sight AN/PVS-4	STP 21-1-SMCT
071-325-4407(SL1)	Employ Hand Grenades	STP 21-1-SMCT
071-326-0502(SL1)	Move Under Direct Fire	STP 21-1-SMCT
071-326-0511(SL1)	React to Flares	STP 21-1-SMCT
071-326-0513(SL1)	Select Temporary Fighting Positions	STP 21-1-SMCT
071-326-5502(SL2)	Issue a Fragmentary Order	STP 21-24-SMCT
071-326-5775(SL4)	Coordinate With an Adjacent Platoon	STP 21-24-SMCT
071-329-1006(SL1)	Navigate From One Point on the Ground to Another Point While Dismounted	STP 21-1-SMCT
071-329-1030(SL1)	Navigate From One Point on the Ground to Another Point While Mounted	STP 21-1-SMCT
071-410-0002(SL1)	React to Direct Fire While Mounted	STP 21-1-SMCT
071-410-0019(SL3)	Control Organic Fires	STP 21-24-SMCT
071-430-0002(SL2)	Conduct a Defense by a Squad	STP 21-24-SMCT
071-430-0003(SL3)	Consolidate a Squad Following Enemy Contact While in the Defense	STP 21-24-SMCT
071-430-0004(SL3)	Reorganize a Squad Following Enemy Contact While in the Defense	STP 21-24-SMCT
071-430-0006(SL4)	Conduct a Defense by a Platoon	STP 21-24-SMCT
071-430-0007(SL4)	Consolidate a Platoon Following Enemy Contact While in the Defense	STP 21-24-SMCT
071-430-0008(SL4)	Reorganize a Platoon Following Enemy Contact While in the Defense	STP 21-24-SMCT
071-710-0006(SL1)	Plan Use of Night Vision Devices	STP 21-1-SMCT
071-720-0015(SL3)	Conduct an Area Reconnaissance by a Platoon	STP 21-24-SMCT
850-001-2000(SL2)	Employ Accident Prevention Measures and Risk Management Process	STP 21-24-SMCT
850-001-3001(SL3)	Control Mission Safety Hazard	STP 21-24-SMCT
850-001-4001(SL4)	Integrate Risk Management Into Platoon	STP 21-24-SMCT

SUPPORTING COLLECTIVE TASKS: None

## OPFOR TASKS AND STANDARDS

### **TASK: Conduct Hasty Ambush (34-OPFOR-1003)**

**CONDITION:** Opposing force (OPFOR) element is moving in a concealed area when an enemy element is reported moving along an adjacent route.

**STANDARD:** The ambush site is prepared before the arrival of the enemy element. The enemy force is surprised and casualties are inflicted within the designated kill zone. Delay enemy march element from reaching its specified destination. Withdraw, on order, within 2 minutes of ambush initiation. Report results of mission to headquarters.

### **TASK: Conduct Deliberate Ambush (34-OPFOR-1004)**

**CONDITION:** OPFOR element is operating along an enemy major supply route. Intelligence has reported an enemy convoy approaching the element. Headquarters has ordered complete destruction of the march element. The march element is approximately 15 minutes from the ambush point. OPFOR element possesses automatic weapons, antiarmor weapons, and command-detonated mines.

**STANDARD:** Prepare ambush site before arrival of enemy convoy. Surprise enemy forces. Force enemy march element to halt in kill zone. Kill, wound, or capture enemy personnel and destroy all vehicles and equipment. Consolidate and withdraw from the area on order. Results of the mission are reported to headquarters.

### **TASK: Conduct Sniper Operations (34-OPFOR-1005)**

**CONDITION:** OPFOR element has received a sniper mission from headquarters. Snipers are assigned missions in the enemy rear area along major supply routes and near support sites.

**STANDARD:** Infiltrate enemy area of operations and set up a well-concealed location. Vehicle drivers or personnel on foot are engaged with short bursts of semiautomatic fire. Selected targets are killed or wounded. Prevent position from being discovered and evacuate the area without being detected. Results of the operation are reported to OPFOR headquarters.

### **TASK: Attack (34-OPFOR-1010)**

**CONDITION:** Enemy rear area support base has been located. Priority intelligence requirements (PIRs) and other intelligence requirements have been obtained by OPFOR patrols. Element has automatic and antiarmor weapons, and light mortars. Element is approximately the size of two platoons.

**STANDARD:** An attack plan is developed. An attack is initiated using a scheme of maneuver that exploits enemy flanks, gaps, and weaknesses. Covered and concealed routes are used to approach enemy areas. Employ indirect fire to support attack. Penetrate enemy defenses. Destroy equipment and supplies, inflict casualties, isolate the support base, and block reinforcements. Enemy unit is forced to displace.

### **TASK: Maintain Contact (34-OPFOR-1011)**

**CONDITION:** OPFOR element is tactically engaged with enemy base defense forces. Enemy forces are withdrawing under pressure.

**STANDARD:** Decisively engage the enemy forces. As the enemy withdraws, the unit or force advances, maintaining contact.

### **TASK: Engage With Indirect Fires (34-OPFOR-1033)**

**CONDITION:** OPFOR unit or observation post is deployed observing a likely avenue of approach. Threat forces are conducting tactical movement along the avenue of approach. OPFOR has communications with supporting indirect fire assets.

**STANDARD:** Threat forces are detected without giving away OPFOR locations. Detected threat forces are engaged with indirect fires, resulting in threat losses, suppression, or neutralization.



**ELEMENT:** Ground Surveillance Radar Section (4 Teams)

**TASK: Break Contact (34-5-1117)**

(FM 7-8)

(FM 34-2-1)

(FM 7-92)

**ITERATION:** 1 2 3 4 5 M (Circle)

**COMMANDER/LEADER ASSESSMENT:** T P U (Circle)

**CONDITIONS:** The team or squad is moving or stationary. The enemy fires on the team/squad. The team/squad leader orders the team/squad to break contact. Rules of engagement (ROE) have been published. Some iterations of this task should be performed in mission-oriented protective posture level 4 (MOPP4).

**TASK STANDARDS:** The team/squad moves to where the enemy cannot observe or place direct fire on it. The team/squad continues follow-on operations. The U.S. forces comply with the ROE.

TASK STEPS AND PERFORMANCE MEASURES	GO	NO-GO
<p>*1. The team/squad leader gives the order to break contact.</p> <ul style="list-style-type: none"> <li>a. Directs team member(s) in contact to support the disengagement of the remainder of personnel.</li> <li>b. Orders the movement of the remainder of the team or squad to a recognizable terrain feature or to the last rally point to establish a subsequent fire support area.</li> </ul> <p>2. The base-of-fire element continues to suppress the threat.</p> <ul style="list-style-type: none"> <li>a. Maintains effective direct fire against specified targets.</li> <li>b. Uses indirect fire to suppress the threat and conceal movement.</li> <li>c. Uses smoke to conceal movement of friendly personnel (hand-held or M203 grenade launcher).</li> </ul> <p>3. The movement element begins its disengagement.</p> <ul style="list-style-type: none"> <li>a. Uses fragmentation, concussion, and smoke grenades to conceal movement.</li> <li>b. Takes up the designated position and engages the threat position.</li> </ul> <p>*4. The team/squad leader directs the base-of-fire element to move to its next location.</p> <ul style="list-style-type: none"> <li>a. Uses the appropriate movement technique based on the volume and accuracy of threat fire.</li> <li>b. Takes up the next designated position and engages the threat position.</li> </ul> <p>5. The team/squad continues to bound away from the threat.</p> <ul style="list-style-type: none"> <li>a. Continues to suppress the threat as it breaks contact.</li> <li>b. Continues bounding until it breaks contact or passes through a higher-level support-by-fire position.</li> <li>c. Changes the direction of movement once contact is broken to reduce the ability of the threat to place effective indirect fire on the unit.</li> <li>d. Moves to the last designated rally point in the absence of a leader's instructions.</li> </ul>		

TASK STEPS AND PERFORMANCE MEASURES	GO	NO-GO
<p><b>*6.</b> The team/squad leader moves the team/squad to the final rally point.</p> <p><b>a.</b> Accounts for personnel and equipment.</p> <p><b>b.</b> Reorganizes as required in accordance with unit's tactical standing operating procedures (TSOP).</p> <p><b>c.</b> Reports to the platoon leader.</p>		

TASK PERFORMANCE / EVALUATION SUMMARY BLOCK							
ITERATION	1	2	3	4	5	M	TOTAL
TOTAL TASK STEPS EVALUATED							
TOTAL TASK STEPS "GO"							
TRAINING STATUS "GO"/"NO-GO"							

\* indicates a leader task step.

SUPPORTING INDIVIDUAL TASKS

Task Number	Task Title	References
061-283-6003(SL2)	Adjust Indirect Fire	STP 21-24-SMCT
071-008-0007(SL1)	Engage Targets With an M16A1 or M16A2 Rifle Using an AN/PAS-13 Series Thermal Sight	STP 21-1-SMCT
071-311-2025(SL1)	Maintain an M16A1 or M16A2 Rifle	STP 21-1-SMCT
071-311-2125(SL1)	Maintain an M203 Grenade Launcher	STP 21-1-SMCT
071-311-2127(SL1)	Load an M203 Grenade Launcher	STP 21-1-SMCT
071-311-2128(SL1)	Unload an M203 Grenade Launcher	STP 21-1-SMCT
071-311-2129(SL1)	Correct Malfunctions of an M203 Grenade Launcher	STP 21-1-SMCT
071-311-2130(SL1)	Engage Targets With an M203 Grenade Launcher	STP 21-1-SMCT
071-312-3007(SL1)	Prepare a Range Card for an M60 Machine Gun	STP 21-1-SMCT
071-312-3025(SL1)	Maintain an M60 Machine Gun	STP 21-1-SMCT
071-312-3027(SL1)	Load an M60 Machine Gun	STP 21-1-SMCT
071-312-3028(SL1)	Unload an M60 Machine Gun	STP 21-1-SMCT
071-312-3031(SL1)	Engage Targets With an M60 Machine Gun	STP 21-1-SMCT
071-315-2308(SL1)	Engage Targets With an M16A1 or M16A2 Rifle Using a Night Vision Sight AN/PVS-4	STP 21-1-SMCT
071-325-4401(SL1)	Perform Safety Checks on Hand Grenades	STP 21-1-SMCT
071-325-4407(SL1)	Employ Hand Grenades	STP 21-1-SMCT
071-326-0502(SL1)	Move Under Direct Fire	STP 21-1-SMCT
071-326-0503(SL1)	Move Over, Through, or Around Obstacles (Except Minefields)	STP 21-1-SMCT
071-326-0510(SL1)	React to Indirect Fire While Dismounted	STP 21-1-SMCT
071-326-0513(SL1)	Select Temporary Fighting Positions	STP 21-1-SMCT
071-326-5775(SL4)	Coordinate With an Adjacent Platoon	STP 21-24-SMCT
071-326-5805(SL3)	Conduct a Route Reconnaissance Mission	STP 21-24-SMCT
071-329-1006(SL1)	Navigate From One Point on the Ground to Another Point While Dismounted	STP 21-1-SMCT
101-92Y-0006(SL2)	Inspect Equipment for Accountability, Cleanliness, and Serviceability	STP 21-24-SMCT
181-105-1001(SL1)	Comply With the Law of War and the Geneva and Hague Conventions	STP 21-1-SMCT

SUPPORTING INDIVIDUAL TASKS

Task Number	Task Title	References
181-105-2001(SL2)	Enforce the Law of War and the Geneva and Hague Conventions	STP 21-24-SMCT
181-105-2002(SL2)	Conduct Combat Operations According to the Law of War	STP 21-24-SMCT
805C-PAD-2461(SL2)	Maintain Accountability of Personnel (Status Report)	STP 21-24-SMCT

SUPPORTING COLLECTIVE TASKS: None

OPFOR TASKS AND STANDARDS

**TASK: Disrupt Enemy Movement and Operations Using Tactical Nuclear Weapons (34-OPFOR-1002)**

**CONDITION:** Orders have been received to use tactical nuclear weapons in the enemy's rear area. Key locations have been identified.

**STANDARD:** Tactical nuclear missiles are delivered on target. Movement of equipment and supplies is disrupted or delayed to forward areas. Enemy equipment and supplies are destroyed. A high rate of nuclear casualties is inflicted among enemy troops.

**TASK: Disrupt Enemy Movement and Operations Using Persistent and Nonpersistent Chemical Weapons (34-OPFOR-1001)**

**CONDITION:** Conventional artillery weapons or aircraft are available to deliver chemical weapons. Routes and key bases in the rear area have been selected.

**STANDARD:** Chemical agents are delivered into targeted areas. The movement of enemy supplies and equipment to forward areas is delayed by disrupting command and control systems. Enemy movement is successfully channeled into predesignated ambush areas. Enemy supplies and equipment are contaminated. A high rate of casualties is inflicted on enemy forces.

**TASK: Conduct Deliberate Ambush (34-OPFOR-1004)**

**CONDITION:** Opposing force (OPFOR) element is operating along an enemy major supply route. Intelligence has reported an enemy convoy approaching the element. Headquarters has ordered complete destruction of the march element. The march element is approximately 15 minutes from the ambush point. OPFOR element possesses automatic weapons, antiarmor weapons, and command-detonated mines.

**STANDARD:** Prepare ambush site before arrival of enemy convoy. Surprise enemy forces. Force enemy march element to halt in kill zone. Kill, wound, or capture enemy personnel and destroy all vehicles and equipment. Consolidate and withdraw from the area on order. Results of the mission are reported to headquarters.

**TASK: Conduct Hasty Ambush (34-OPFOR-1003)**

**CONDITION:** OPFOR element is moving in a concealed area when an enemy element is reported moving along an adjacent route.

**STANDARD:** The ambush site is prepared before the arrival of the enemy element. The enemy force is surprised and casualties are inflicted within the designated kill zone. Delay enemy march element from reaching its specified destination. Withdraw, on order, within 2 minutes of ambush initiation. Report results of mission to headquarters.

**TASK: Conduct Sniper Operations (34-OPFOR-1005)**

**CONDITION:** OPFOR element has received a sniper mission from headquarters. Snipers are assigned missions in the enemy rear area along major supply routes and near support sites.

**STANDARD:** Infiltrate enemy area of operations and set up a well-concealed location. Vehicle drivers or personnel on foot are engaged with short bursts of semiautomatic fire. Selected targets are killed or wounded. Prevent position from being discovered and evacuate the area without being detected. Results of the operation are reported to OPFOR headquarters.

**TASK: Conduct Air Attacks (34-OPFOR-1006)**

**CONDITION:** OPFOR elements in the rear area have forwarded the coordinates of enemy facilities and elements. OPFOR aircraft have been dispatched to attack enemy installations or convoys.

**STANDARD:** Locate support sites, command and control facilities, and/or convoys. Conduct attack runs on designated targets. Enemy equipment, supplies, and vehicles are destroyed and enemy personnel are killed.

**TASK: Attack (34-OPFOR-1010)**

**CONDITION:** Enemy rear area support base has been located. Priority intelligence requirements (PIRs) and other intelligence requirements have been obtained by OPFOR patrols. Element has automatic and antiarmor weapons, and light mortars. Element is approximately the size of two platoons.

**STANDARD:** An attack plan is developed. An attack is initiated using a scheme of maneuver that exploits enemy flanks, gaps, and weaknesses. Covered and concealed routes are used to approach enemy areas. Employ indirect fire to support attack. Penetrate enemy defenses. Destroy equipment and supplies, inflict casualties, isolate the support base, and block reinforcements. The enemy unit is forced to displace.

**TASK: Maintain Contact (34-OPFOR-1011)**

**CONDITION:** OPFOR element is tactically engaged with enemy base defense forces. Enemy forces are withdrawing under pressure.

**STANDARD:** Decisively engage the enemy forces. As the enemy withdraws, the unit or force advances, maintaining contact.

**ELEMENTS:** Company Headquarters  
 DS Company MI Battalion  
 Operations Platoon Headquarters

**TASK: Perform Deployment Alert Activities (63-2-8001.34-0001)**  
 (FM 100-17) (FM 4-01.011)

**ITERATION:** 1 2 3 4 5 M (Circle)

**COMMANDER/LEADER ASSESSMENT:** T P U (Circle)

**CONDITIONS:** The unit is at a normal state of deployment readiness and receives a warning order (WARNO) to prepare for overseas deployment. The charge of quarters or first sergeant (1SG) has notified the commander of the WARNO. The unit movement plan, recall plan, security plan, unit and higher headquarters access rosters, and current maps are available. The unit has a unit movement officer (UMO) and alternate, main body personnel, advance party personnel, seaport of embarkation team, equipment reception team, packing and crating team, weighing and marking team, and rail-loading team. Supercargoes have been designated by the commander. The unit is deploying as part of a higher headquarters deployment. Alert notification activities are performed day or night under all environmental conditions. Some iterations of this task should be performed in mission-oriented protective posture level 4 (MOPP4).

**TASK STANDARDS:** Unit personnel are recalled in accordance with the recall plan and are present or accounted for. Briefings are conducted for unit personnel and deployment teams in accordance with the movement plan. Security was established in accordance with the security plan.

TASK STEPS AND PERFORMANCE MEASURES	GO	NO-GO
<p><b>*1.</b> Commander supervises deployment alert notification activities.</p> <ul style="list-style-type: none"> <li>a. Directs the charge of quarters or 1SG to implement the recall plan.</li> <li>b. Coordinates with higher headquarters commander for guidance concerning deployment requirements.</li> <li>c. Briefs company leaders on deployment and mission requirements.</li> <li>d. Directs UMO to update movement plan, deployment SOP, and marshaling plans.</li> <li>e. Assigns additional and/or replacement personnel to deployment teams.</li> <li>f. Monitors security of unit area for compliance with security plan.</li> <li>g. Monitors recall of unit personnel to ensure recall time standards are met and personnel accountability is accomplished.</li> <li>h. Submits reports to higher headquarters in accordance with recall plan, security plan, movement plan, and deployment operation order (OPORD).</li> <li>i. Briefs higher headquarters commander and staff on status of deployment alert activities.</li> </ul> <p><b>2.</b> Unit headquarters performs recall personnel accountability functions.</p> <ul style="list-style-type: none"> <li>a. Initiates recall procedures.</li> <li>b. Sets up central check-in.</li> <li>c. Checks personnel as they arrive to ensure only personnel listed on access rosters enter the unit area.</li> <li>d. Annotates recall roster as personnel arrive to indicate they are present for duty.</li> </ul>		

TASK STEPS AND PERFORMANCE MEASURES	GO	NO-GO
<ul style="list-style-type: none"> <li>e. Computes percent present-for-duty.</li> <li>f. Briefs commander on present-for-duty status as recall progresses.</li> <li>g. Terminates control check-in point when 100 percent of unit is present or accounted for.</li> </ul> <p><b>*3.</b> UMO assembles deployment teams.</p> <ul style="list-style-type: none"> <li>a. Identifies unit deployment team requirements by reviewing movement plan.</li> <li>b. Confirms personnel are available for designated deployment teams.</li> <li>c. Requests commander assign additional and/or replacement deployment team members, if required.</li> <li>d. Briefs deployment teams on their duties and responsibilities.</li> <li>e. Briefs commander on status of deployment teams.</li> </ul> <p><b>*4.</b> Supervise unit element's alert activities.</p> <ul style="list-style-type: none"> <li>a. Monitor arrival of unit element personnel to ensure all personnel are accounted for.</li> <li>b. Supervise establishment of security of assigned area.</li> <li>c. Brief personnel on deployment.</li> </ul> <p><b>*5.</b> Section chiefs and/or team leaders supervise alert activities.</p> <ul style="list-style-type: none"> <li>a. Inspect personnel as they arrive to ensure all have required clothing and personal gear.</li> <li>b. Inspect alert bags to ensure all personal gear is present and serviceable.</li> <li>c. Assign personnel to security posts.</li> <li>d. Brief unit element leaders on alert status.</li> </ul> <p><b>6.</b> Perform recall activities.</p> <ul style="list-style-type: none"> <li>a. Relay alert notification.</li> <li>b. Report to duty unit headquarters in accordance with recall plan.</li> <li>c. Repair or replace personal gear, as required.</li> <li>d. Perform security functions.</li> <li>e. Provide dependents with information on deployment.</li> </ul>		

TASK PERFORMANCE / EVALUATION SUMMARY BLOCK							
ITERATION	1	2	3	4	5	M	TOTAL
TOTAL TASK STEPS EVALUATED							
TOTAL TASK STEPS "GO"							
TRAINING STATUS "GO"/"NO-GO"							

\* indicates a leader task step.

SUPPORTING INDIVIDUAL TASKS

Task Number            Task Title  
 071-331-1004(SL1)    Perform Duty as a Guard

References  
 STP 21-1-SMCT

SUPPORTING INDIVIDUAL TASKS

Task Number	Task Title	References
101-92Y-0006(SL2)	Inspect Equipment for Accountability, Cleanliness, and Serviceability	STP 21-24-SMCT
301-371-1050(SL1)	Implement Operations Security (OPSEC) Measures	STP 21-1-SMCT
805C-PAD-1245(SL4)	Support Unit and Family Readiness Through the Army Family Team Building (AFTB) Program	STP 21-24-SMCT
805C-PAD-2461(SL2)	Maintain Accountability of Personnel (Status Report)	STP 21-24-SMCT
805C-PAD-4357(SL4)	Manage Subordinate Soldier's Deployment Requirements	STP 21-24-SMCT
850-001-2000(SL2)	Employ Accident Prevention Measures and Risk Management Process	STP 21-24-SMCT
850-001-3001(SL3)	Control Mission Safety Hazard	STP 21-24-SMCT
850-001-4001(SL4)	Integrate Risk Management Into Platoon	STP 21-24-SMCT

SUPPORTING COLLECTIVE TASKS: None

OPFOR TASKS AND STANDARDS: None

**ELEMENTS:** DS Company MI Battalion  
 Company Headquarters  
 Operations Platoon Headquarters

**TASK: Perform Personnel and Administrative Predeployment Activities (63-2-8002.34-0001)**  
 (FM 100-17)

**ITERATION:** 1 2 3 4 5 M (Circle)

**COMMANDER/LEADER ASSESSMENT:** T P U (Circle)

**CONDITIONS:** The unit has activated the recall plan. Unit personnel are accounted for and are prepared for predeployment processing. The adjutant (S1) has provided a soldier readiness processing schedule to the commander. The unit has coordinated with the S1 for assistance. Transportation is available to move the unit. The deployment standing operating procedures (SOP), movement plan, family assistance plan, and higher headquarters deployment operation order (OPORD) are available. The unit is deploying as part of a higher headquarters deployment. Soldier readiness processing activities are performed day or night under all environmental conditions. Some iterations of this task should be performed in mission-oriented protective posture level 4 (MOPP4).

**TASK STANDARDS:** Predeployment personnel and administrative activities were accomplished in accordance with the movement plan, deployment OPORD, S1 soldier readiness processing schedule, and commander's guidance.

TASK STEPS AND PERFORMANCE MEASURES	GO	NO-GO
<p><b>*1.</b> Direct personnel and administrative preparation for overseas movement (POM) activities.</p> <ul style="list-style-type: none"> <li>a. Provide POM processing schedule to the unit movement officer (UMO) or noncommissioned officer (NCO).</li> <li>b. Direct the executive officer (XO) or first sergeant (1SG) to publish a company POM processing schedule based on the S1 POM processing schedule.</li> <li>c. Forward list of nondeployable personnel to the higher headquarters staff element.</li> <li>d. Direct personnel to complete POM processing activities.</li> <li>e. Direct personnel to secure privately owned vehicles and personal property.</li> <li>f. Direct XO to prepare briefing for dependents.</li> <li>g. Direct XO to update family assistance plan.</li> <li>h. Request higher headquarters staff personnel appoint class A pay agents during deployment.</li> <li>i. Coordinate with higher headquarters staff element to close out unit fund account.</li> <li>j. Brief battalion commander on status of POM activities.</li> </ul> <p><b>2.</b> Company headquarters processes POM records.</p> <ul style="list-style-type: none"> <li>a. Delivers unit POM records to POM processing site.</li> <li>b. Verifies all deploying personnel have processed.</li> <li>c. Returns POM records to company headquarters.</li> <li>d. Delivers POM records to battalion rear detachment prior to departure.</li> </ul>		



TASK STEPS AND PERFORMANCE MEASURES	GO	NO-GO
<p><b>3.</b> Company headquarters performs personnel replacement functions.</p> <ul style="list-style-type: none"> <li>a. Identifies nondeployable personnel by reviewing monthly unit status report, 1SG daily report, and POM processing results.</li> <li>b. Coordinates with higher headquarters staff element for replacement personnel.</li> <li>c. Recommends assignment of replacement personnel to commander.</li> <li>d. Assigns replacement personnel in accordance with commander's instructions.</li> <li>e. Updates the family assistance plan.</li> </ul> <p><b>4.</b> Company headquarters monitors company POM activities.</p> <ul style="list-style-type: none"> <li>a. Publishes company POM processing schedule based on movement plan, S1 POM processing schedule, and commander's guidance.</li> <li>b. Distributes company POM processing schedule to platoons and sections.</li> <li>c. Monitors POM processing to ensure activities are completed.</li> <li>d. Coordinates with higher headquarters staff element for additional POM processing.</li> <li>e. Briefs commander on POM processing status.</li> </ul> <p><b>*5.</b> Supervise personnel and administrative POM activities.</p> <ul style="list-style-type: none"> <li>a. Designate personnel to assist contact teams in POM processing activities.</li> <li>b. Direct personnel to complete POM processing.</li> <li>c. Coordinate with the UMO/NCO, if necessary, for additional POM processing.</li> <li>d. Coordinate personnel replacement with company headquarters.</li> <li>e. Monitor securing of privately owned vehicles and personal property for compliance with movement plan and commander's instructions.</li> <li>f. Brief personnel on family assistance plan.</li> <li>g. Brief commander on results of POM processing.</li> </ul> <p><b>6.</b> Perform POM activities.</p> <ul style="list-style-type: none"> <li>a. Perform POM contact team functions.</li> <li>b. Complete POM processing activities.</li> <li>c. Secure privately owned vehicles and personal property in accordance with movement plan and commander's instructions.</li> </ul>		

TASK PERFORMANCE / EVALUATION SUMMARY BLOCK							
ITERATION	1	2	3	4	5	M	TOTAL
TOTAL TASK STEPS EVALUATED							
TOTAL TASK STEPS "GO"							
TRAINING STATUS "GO"/"NO-GO"							

\* indicates a leader task step.

SUPPORTING INDIVIDUAL TASKS

Task Number	Task Title	References
805C-PAD-1245(SL4)	Support Unit and Family Readiness Through the Army Family Team Building (AFTB) Program	STP 21-24-SMCT
805C-PAD-4357(SL4)	Manage Subordinate Soldier's Deployment Requirements	STP 21-24-SMCT
850-001-2000(SL2)	Employ Accident Prevention Measures and Risk Management Process	STP 21-24-SMCT
850-001-3001(SL3)	Control Mission Safety Hazard	STP 21-24-SMCT
850-001-4001(SL4)	Integrate Risk Management Into Platoon	STP 21-24-SMCT

SUPPORTING COLLECTIVE TASKS: None

OPFOR TASKS AND STANDARDS: None

**ELEMENTS:** Company Headquarters  
 DS Company MI Battalion  
 Operations Platoon Headquarters

**TASK: Perform Predeployment Training Activities (63-2-8003.34-0001)**  
 (FM 100-17)

**ITERATION:** 1 2 3 4 5 M (Circle)

**COMMANDER/LEADER ASSESSMENT:** T P U (Circle)

**CONDITIONS:** The unit is preparing for deployment to an overseas site. Sufficient time exists for the unit to conduct predeployment training. The commander has designated a training officer and noncommissioned officer (NCO). The unit deployment standing operating procedures (SOP), movement plan, higher headquarters deployment operation order (OPORD), and training records are available. The unit is deploying as part of a higher headquarters deployment. Predeployment training is performed day or night under all environmental conditions. Some iterations of this task should be performed in mission-oriented protective posture level 4 (MOPP4).

**TASK STANDARDS:** Predeployment training was accomplished in accordance with the training schedule and commander's guidance.

TASK STEPS AND PERFORMANCE MEASURES	GO	NO-GO
<p><b>*1.</b> Commander directs predeployment training activities.</p> <ul style="list-style-type: none"> <li>a. Identifies training requirements through coordination with unit leaders and review of the movement plan and training records.</li> <li>b. Identifies special training requirements by reviewing deployment OPORD and coordinating with the higher headquarters staff personnel.</li> <li>c. Directs training officer to develop a unit training schedule to correct training deficiencies.</li> <li>d. Designates personnel to receive training in accordance with higher headquarters staff personnel's instructions.</li> <li>e. Briefs higher headquarters commander on status of predeployment training.</li> </ul> <p><b>*2.</b> Training officer or NCO supervises predeployment training activities.</p> <ul style="list-style-type: none"> <li>a. Develop training schedule based on movement plan, deployment OPORD, specialized training requirements identified by higher headquarters, and commander's guidance.</li> <li>b. Coordinate training support with the higher headquarters staff personnel.</li> <li>c. Provide training schedule to battalion intelligence officer (S2) or battalion operations officer (S3) and unit leaders.</li> <li>d. Monitor training to ensure appropriate training is provided to personnel.</li> <li>e. Brief commander on status of predeployment training.</li> </ul> <p><b>*3.</b> Unit leaders perform predeployment training activities.</p> <ul style="list-style-type: none"> <li>a. Coordinate with unit movement officer (UMO) for required training support.</li> <li>b. Conduct training in accordance with training schedule.</li> <li>c. Annotate training results on individual and team training records.</li> </ul>		

TASK PERFORMANCE / EVALUATION SUMMARY BLOCK							
ITERATION	1	2	3	4	5	M	TOTAL
TOTAL TASK STEPS EVALUATED							
TOTAL TASK STEPS "GO"							
TRAINING STATUS "GO"/"NO-GO"							

\* indicates a leader task step.

SUPPORTING INDIVIDUAL TASKS

Task Number	Task Title	References
850-001-2000(SL2)	Employ Accident Prevention Measures and Risk Management Process	STP 21-24-SMCT
850-001-3001(SL3)	Control Mission Safety Hazard	STP 21-24-SMCT
850-001-4001(SL4)	Integrate Risk Management Into Platoon	STP 21-24-SMCT

SUPPORTING COLLECTIVE TASKS: None

OPFOR TASKS AND STANDARDS: None

**ELEMENT:** Company Headquarters

**TASK: Perform Predeployment Supply Activities (63-2-8004.34-0001)**  
(FM 100-17)

**ITERATION:** 1 2 3 4 5 M (Circle)

**COMMANDER/LEADER ASSESSMENT:** T P U (Circle)

**CONDITIONS:** The unit is preparing for deployment to an overseas site. Basic loads of ammunition, rations, and equipment are identified to accompany troops, and repair parts are available. The unit movement plan, tactical standing operating procedures (TSOP), and higher headquarters deployment operation order (OPORD) are available. The unit is deploying as part of a higher headquarters deployment. Predeployment supply activities are performed day or night under all environmental conditions. Some iterations of this task should be performed in mission-oriented protective posture level 4 (MOPP4).

**TASK STANDARDS:** Predeployment supply activities are accomplished in accordance with the movement plan, TSOP, and commander's guidance.

TASK STEPS AND PERFORMANCE MEASURES	GO	NO-GO
<p><b>*1.</b> Commander directs predeployment supply activities.</p> <ul style="list-style-type: none"> <li><b>a.</b> Identifies float and/or replacement equipment and additional supply requirements on the movement plan deployment supply list based on the deployment OPORD; mission, enemy, terrain, troops, time available, and civilian considerations (METT-TC); and coordination with higher headquarters staff personnel.</li> <li><b>b.</b> Coordinates with higher headquarters staff element for issue of additional supplies.</li> <li><b>c.</b> Coordinates with higher headquarters staff element for issue of float and/or replacement equipment.</li> <li><b>d.</b> Directs unit leaders to provide supply and equipment requests to supply sergeant.</li> <li><b>e.</b> Directs supply sergeant to request required supplies and equipment.</li> <li><b>f.</b> Briefs higher headquarters commander and higher headquarters staff personnel on supply status.</li> </ul> <p><b>2.</b> Unit elements perform predeployment supply activities.</p> <ul style="list-style-type: none"> <li><b>a.</b> Identify shortages of supplies and equipment by conducting inventories and inspections.</li> <li><b>b.</b> Inventory soldiers' personal belongings designated to remain in the unit area.</li> <li><b>c.</b> Secure personal belongings remaining in the unit area.</li> <li><b>d.</b> Submit requests for supplies and equipment to supply sergeant.</li> <li><b>e.</b> Issue individual basic loads.</li> </ul> <p><b>3.</b> Unit headquarters provides supply support.</p> <ul style="list-style-type: none"> <li><b>a.</b> Submits requests to servicing supply support to speed up feasible arrival date on all mission-essential equipment requisitions already in the system.</li> <li><b>b.</b> Coordinates with the battalion supply officer (S4) for additional Department of Defense (DOD) activity address codes to be requested, as needed, for the rear detachment and deploying detachments.</li> </ul>		

TASK STEPS AND PERFORMANCE MEASURES	GO	NO-GO
<ul style="list-style-type: none"> <li>c. Submits changes of the "ship-to" address for the unit DOD activity address code to the servicing supply support activity, to ensure correct routing of requested supplies to the unit's deployment address.</li> <li>d. Submits requests for issue of personal clothing and equipment to S4 in accordance with AR 700-84.</li> <li>e. Submits request for basic loads and required supplies and equipment to S4.</li> <li>f. Submits request for eyeglasses, inserts, and hearing aids, if required, to the S4.</li> <li>g. Requests supplies to support movement operations (blocking, bracing, packing, crating, tie-down, dunnage, and pallet covers).</li> <li>h. Draws basic loads in accordance with S4 instructions.</li> <li>i. Coordinates with S4 to resolve outstanding requisitions.</li> <li>j. Coordinates with commander or S4 for transportation and materials handling equipment support to pick up, issue, and/or pack deployment supplies.</li> <li>k. Inspects float and/or replacement equipment for serviceability.</li> <li>l. Signs for float and/or replacement equipment.</li> <li>m. Issues supplies and equipment.</li> <li>n. Secures unissued supplies and equipment.</li> <li>o. Turns in equipment, supplies, and hazardous material to appropriate facility.</li> <li>p. Prepares hand receipt annex and/or transfer documentation for unit property being transferred.</li> <li>q. Prepares backup of all automated supply systems prior to deployment.</li> <li>r. Briefs commander on deployment supply status.</li> </ul>		

TASK PERFORMANCE / EVALUATION SUMMARY BLOCK							
ITERATION	1	2	3	4	5	M	TOTAL
TOTAL TASK STEPS EVALUATED							
TOTAL TASK STEPS "GO"							
TRAINING STATUS "GO"/"NO-GO"							

\* indicates a leader task step.

SUPPORTING INDIVIDUAL TASKS

Task Number	Task Title	References
850-001-2000(SL2)	Employ Accident Prevention Measures and Risk Management Process	STP 21-24-SMCT
850-001-3001(SL3)	Control Mission Safety Hazard	STP 21-24-SMCT
850-001-4001(SL4)	Integrate Risk Management Into Platoon	STP 21-24-SMCT

SUPPORTING COLLECTIVE TASKS: None

OPFOR TASKS AND STANDARDS: None

**ELEMENTS:** Company Headquarters  
 DS Company MI Battalion  
 Operations Platoon Headquarters

**TASK: Perform Predeployment Maintenance Activities (63-2-8005.34-0001)**  
 (FM 100-17)

**ITERATION:** 1 2 3 4 5 M (Circle)

**COMMANDER/LEADER ASSESSMENT:** T P U (Circle)

**CONDITIONS:** The unit is preparing for deployment to an overseas site. Sufficient time exists for the unit to conduct predeployment maintenance activities. The commander has designated a motor officer. Required tools, equipment, and personnel are available. Maintenance support teams are available in the unit maintenance area. The movement plan, maintenance standing operating procedures (SOP), and higher headquarters deployment operation order (OPORD) are available. The unit is deploying as part of a higher headquarters deployment. Predeployment maintenance is performed day or night under all environmental conditions.

**Note:** Reserve Component (RC)-specific tasks and performance measures are annotated [RC]. Some iterations of this task should be performed in mission-oriented protective posture level 4 (MOPP4).

**TASK STANDARDS:** Predeployment maintenance is accomplished in accordance with the maintenance SOP and commander's guidance.

TASK STEPS AND PERFORMANCE MEASURES	GO	NO-GO
<p><b>*1.</b> Commander directs predeployment maintenance activities.</p> <ul style="list-style-type: none"> <li><b>a.</b> Monitors maintenance activities for compliance with the maintenance SOP and commander's guidance.</li> <li><b>b.</b> Approves the use of controlled exchange when required repair parts are not available.</li> <li><b>c.</b> Checks material condition status report for accuracy and completeness.</li> <li><b>d.</b> Forwards material condition status report to the battalion supply officer (S4).</li> <li><b>e.</b> Coordinates with S4 for maintenance support.</li> <li><b>f.</b> Alerts supporting Army maintenance support activity supervisor of deployment and timeline to enable shifting priority of support to unit equipment. [RC]</li> <li><b>g.</b> Prioritizes internal repair of vehicles and equipment.</li> <li><b>h.</b> Enforces safety procedures.</li> <li><b>i.</b> Enforces environmental stewardship procedures.</li> </ul> <p><b>*2.</b> Motor officer and/or motor sergeant supervise predeployment maintenance activities.</p> <ul style="list-style-type: none"> <li><b>a.</b> Coordinate with the equipment concentration site supervisor to recover unit vehicles from equipment concentration site. [RC].</li> <li><b>b.</b> Direct unit personnel to inspect and pick up vehicles from the equipment concentration site for return to the unit. [RC]</li> </ul>		

TASK STEPS AND PERFORMANCE MEASURES	GO	NO-GO
<ul style="list-style-type: none"> <li>c. Identify unit operational readiness levels by reviewing vehicle and equipment status reports, preventive maintenance checks and services (PMCS), and predeployment maintenance checks.</li> <li>d. Prepare material condition status report in accordance with AR 220-1 and AR 700-138.</li> <li>e. Submit current material condition status report to commander.</li> <li>f. Submit request for maintenance support teams (MSTs) to commander.</li> <li>g. Submit request for controlled exchanges to commander for approval.</li> <li>h. Designate unit maintenance personnel to assist MSTs in accordance with maintenance SOP, S4, and commander's instructions.</li> <li>i. Direct calibration of tools.</li> <li>j. Verify prescribed load list (PLL) inventory by conducting spot checks.</li> <li>k. Submit request for PLL replenishment to S4.</li> <li>l. Verify completion of repairs by reviewing maintenance records.</li> <li>m. Coordinate with S4 to identify status of vehicles and equipment in support maintenance.</li> <li>n. Coordinate with S4 to evacuate nondeployable vehicles and equipment to support maintenance.</li> <li>o. Verify unit member's civilian and military driver's licenses and equipment for validation and reissue.</li> <li>p. Prepare a backup of all automated maintenance systems prior to deployment.</li> <li>q. Brief the commander on maintenance status of vehicles and equipment.</li> <li>r. Enforce safety procedures.</li> <li>s. Enforce environmental stewardship procedures.</li> </ul> <p>3. Maintenance unit performs field maintenance activities.</p> <ul style="list-style-type: none"> <li>a. Calibrates tools.</li> <li>b. Inspects equipment in accordance with appropriate operator and organizational maintenance technical manuals.</li> <li>c. Records all deficiencies on equipment inspection worksheets.</li> <li>d. Corrects unit-level maintenance deficiencies.</li> <li>e. Corrects direct support level maintenance deficiencies.</li> <li>f. Requests required repair parts.</li> <li>g. Repairs equipment in accordance with applicable technical manual(s).</li> <li>h. Requests approval for controlled exchange from higher headquarters for required repair parts that were not available.</li> <li>i. Performs controlled exchange in accordance with instructions from higher headquarters.</li> <li>j. Performs final inspection to ensure quality control of repairs.</li> </ul>		



TASK STEPS AND PERFORMANCE MEASURES	GO	NO-GO
<ul style="list-style-type: none"> <li>k. Conducts inventory of PLL to confirm shortages in accordance with supported unit PLL listing.</li> <li>l. Submits request for PLL replenishment to servicing supply support activity.</li> <li>m. Performs technical inspections of float and/or replacement equipment in accordance with appropriate technical manuals and manufacturer's instructions.</li> <li>n. Releases equipment to appropriate elements.</li> <li>o. Employs safety procedures.</li> <li>p. Employs environmental stewardship procedures.</li> </ul> <p>4. Unit headquarters conducts transactions with MSTs.</p> <ul style="list-style-type: none"> <li>a. Identifies vehicles and equipment that require MST support.</li> <li>b. Prepares required documentation for submission to MST.</li> <li>c. Delivers vehicles and equipment to MST.</li> <li>d. Picks up equipment from MST upon notification of completed repairs.</li> <li>e. Notifies owning element to pick up vehicles and equipment.</li> </ul> <p>*5. Supervise predeployment operator maintenance activities.</p> <ul style="list-style-type: none"> <li>a. Monitor performance of PMCS and predeployment maintenance for compliance with maintenance SOP, appropriate technical manual, and commander's guidance.</li> <li>b. Inspect vehicles, weapons, and equipment to ensure compliance with maintenance SOP, appropriate technical manual, and commander's guidance.</li> <li>c. Provide input for material condition status report to maintenance control section.</li> <li>d. Enforce safety procedures.</li> <li>e. Enforce environmental stewardship procedures.</li> </ul> <p>6. Perform predeployment operator maintenance.</p> <ul style="list-style-type: none"> <li>a. Perform PMCS in accordance with appropriate technical manual(s).</li> <li>b. Notify supervisor of maintenance problems beyond operator's capabilities.</li> <li>c. Employ safety procedures.</li> <li>d. Employ environmental stewardship procedures.</li> </ul>		

TASK PERFORMANCE / EVALUATION SUMMARY BLOCK							
ITERATION	1	2	3	4	5	M	TOTAL
TOTAL TASK STEPS EVALUATED							
TOTAL TASK STEPS "GO"							
TRAINING STATUS "GO"/"NO-GO"							

\* indicates a leader task step.

SUPPORTING INDIVIDUAL TASKS

Task Number	Task Title	References
091-CLT-3009(SL4)	Supervise Maintenance Operations	STP 21-24-SMCT
091-CLT-4029(SL2)	Supervise Preventive Maintenance Checks and Services (PMCS)	STP 21-24-SMCT
850-001-2000(SL2)	Employ Accident Prevention Measures and Risk Management Process	STP 21-24-SMCT
850-001-3001(SL3)	Control Mission Safety Hazard	STP 21-24-SMCT
850-001-4001(SL4)	Integrate Risk Management Into Platoon	STP 21-24-SMCT

SUPPORTING COLLECTIVE TASKS: None

OPFOR TASKS AND STANDARDS: None

**ELEMENTS:** Company Headquarters  
 DS Company MI Battalion  
 Operations Platoon Headquarters

**TASK: Prepare Vehicles and Equipment for Deployment (63-2-8006.34-0001)**  
 (FM 100-17) (FM 4-01.011)

**ITERATION:** 1 2 3 4 5 M (Circle)

**COMMANDER/LEADER ASSESSMENT:** T P U (Circle)

**CONDITIONS:** The unit receives a movement directive to deploy to an overseas site. A railhead is available on the installation. Packing and crating, weighing and loading, and rail-loading teams have been designated. The movement directive, movement plan, deployment standing operating procedures (SOP), and deployment operation order (OPORD) are available. The unit has officers or noncommissioned officers (NCOs) appointed as unit movement officer (UMO) and alternate UMO. The unit is deploying as part of a higher headquarters deployment. Equipment preparation is performed day or night under all environmental conditions. Some iterations of this task should be performed in mission-oriented protective posture level 4 (MOPP4).

**TASK STANDARDS:** Vehicles and equipment to be deployed are prepared for deployment and loaded for movement to the aerial/seaport of embarkation (A/SPOE) in accordance with the deployment SOP, movement plan, and commander's guidance.

TASK STEPS AND PERFORMANCE MEASURES	GO	NO-GO
<p>*1. Commander directs vehicle and equipment preparation activities.</p> <ul style="list-style-type: none"> <li>a. Identifies vehicles, equipment, and supplies to be deployed based on movement directive; movement plan; deployment OPORD; higher headquarters commander's guidance; and mission, enemy, troops, terrain, time available, and civilian considerations (METT-TC).</li> <li>b. Identifies personnel, equipment, and vehicles scheduled to move to the A/SPOE by road or rail by reviewing movement plan and higher headquarters commander's guidance.</li> <li>c. Designates a unit marshaling area.</li> <li>d. Designates storage areas for equipment not to be deployed.</li> <li>e. Coordinates with the battalion supply officer (S4) for disposition of equipment not to be deployed or stored by the unit.</li> <li>f. Provides unit leaders with disposition instructions for equipment not being deployed.</li> <li>g. Coordinates with S4 for transportation support to the A/SPOE.</li> <li>h. Inspects area to ensure all excess vehicles, equipment, and supplies have been turned in or placed in a designated holding area.</li> <li>i. Notifies higher headquarters battalion intelligence officer (S2) or battalion operations officer (S3) when vehicles and containers are loaded and ready to move.</li> </ul>		

TASK STEPS AND PERFORMANCE MEASURES	GO	NO-GO
<p><b>*2.</b> The UMO supervises vehicle and equipment preparation activities.</p> <ul style="list-style-type: none"> <li>a. Updates automated unit equipment list (AUEL) to reflect vehicles, equipment, and supplies to be deployed based on physical inventory and commander's guidance.</li> <li>b. Updates AUEL to reflect actual weights based on results of weighing and any dimensions beyond those listed in current technical publications for equipment table of organization and equipment line item number or index number.</li> <li>c. Inputs updated AUEL into the installation transportation office or field movement control element transportation coordinator automated command and control information system.</li> </ul> <hr/> <p><b>Note:</b> When verified by the UMO, the updated AUEL becomes the deployment equipment list produced by the transportation coordinator automated command and control information system.</p> <hr/> <ul style="list-style-type: none"> <li>d. Provides unit movement coordinator (UMC) and/or S4 with information on oversize and overweight vehicles, equipment, and cargo requiring special handling.</li> <li>e. Coordinates with UMC for deployment equipment list, blocking, bracing, packing, crating, and tie-down material requirements lists; vehicle and rail-loading plans and schedules; special hauling permit requests; military shipping labels; and convoy clearance requests produced by the transportation coordinator automated command and control information system.</li> <li>f. Coordinates with S4 for radio frequency tags for in-transit visibility of sensitive/classified cargo.</li> <li>g. Coordinates with S4 for packing materials, weighing scales, material handling equipment, containers, inserts, pallets, and other equipment preparation and loading materials.</li> <li>h. Coordinates with S4 for customs inspection per unit SOP.</li> <li>i. Provides unit leaders with deployment forms, shipping label, and documents.</li> <li>j. Coordinates container pickup with higher headquarters staff element.</li> <li>k. Provides special instructions to packing and crating teams.</li> <li>l. Provides container packing schedule to unit leaders.</li> <li>m. Identifies transportation support requirements by reviewing movement plan and current vehicle status reports.</li> <li>n. Coordinates with S4 for movement of vehicles and equipment to rail-loading site.</li> <li>o. Provides rail-loading plan to rail-loading team chief.</li> <li>p. Provides rail-loading team proper tools to conduct rail loadout.</li> <li>q. Coordinates with UMC for port call message and verification of movement plan A/SPOE requirements and procedures.</li> </ul>		

TASK STEPS AND PERFORMANCE MEASURES	GO	NO-GO
<ul style="list-style-type: none"> <li>r. Conducts risk assessment considering factors such as time, duration, and cargo to ensure the mission is completed safely.</li> <li>s. Briefs commander on status of preparation of vehicles and equipment for deployment.</li> </ul> <p>*3. Unit leaders supervise preparation of unit elements for deployment.</p> <ul style="list-style-type: none"> <li>a. Verify adequate space has been allowed for personnel items and secondary loads by reviewing loading plans.</li> <li>b. Revise loading plans.</li> <li>c. Monitor packing and loading for compliance with deployment SOP, movement plan, and UMO's instructions.</li> <li>d. Inspect area to ensure all equipment to be deployed has been packed and/or loaded.</li> <li>e. Inspect area to ensure all excess vehicles, equipment, and supplies have been turned in or placed in a designated holding area.</li> <li>f. Inspect internal loads to ensure loads are secure and in compliance with loading plans.</li> <li>g. Notify UMO of any load plan revisions.</li> </ul> <p>*4. UMO maintains an up-to-date AUDEL.</p> <ul style="list-style-type: none"> <li>a. Conducts physical inventory of vehicles and equipment to be deployed to verify accuracy of AUDEL.</li> <li>b. Revises AUDEL.</li> <li>c. Submits AUDEL changes to UMC.</li> </ul> <p>5. Packing and crating teams prepare equipment for deployment.</p> <ul style="list-style-type: none"> <li>a. Pack containers in accordance with load plans, deployment equipment list, and UMO's instructions.</li> <li>b. Pack hazardous materials in accordance with deployment SOP, UMO's instructions, and applicable publications.</li> <li>c. Prepare container packing lists and shipping documents in accordance with UMO's instructions and applicable publications.</li> <li>d. Distribute container packing lists and shipping documents in accordance with UMO's instructions and applicable publications.</li> <li>e. Place military shipping labels and designated markings on containers in accordance with movement plan, deployment SOP, and UMO's instructions.</li> <li>f. Assist container pickup crew in loading operations.</li> <li>g. Employ safety procedures.</li> <li>h. Employ environmental stewardship protective procedures.</li> </ul>		

TASK STEPS AND PERFORMANCE MEASURES	GO	NO-GO
<p><b>6.</b> Prepare vehicles, equipment, and personal gear for deployment.</p> <ul style="list-style-type: none"> <li><b>a.</b> Place equipment not being deployed in designated storage area in accordance with movement plan and commander's instructions.</li> <li><b>b.</b> Turn in excess vehicles, equipment, and supplies to supply sergeant in accordance with deployment SOP and/or commander's instructions.</li> <li><b>c.</b> Pack personal gear in accordance with movement plan.</li> <li><b>d.</b> Mark and/or tag vehicles, equipment, and personal gear in accordance with deployment SOP, movement plan, and UMO's instructions.</li> <li><b>e.</b> Place military shipping labels on vehicles and equipment in accordance with movement plan and UMO's instructions.</li> <li><b>f.</b> Move equipment to be packed in containers to the container packing area.</li> <li><b>g.</b> Load vehicles in accordance with deployment SOP, movement plan, load plans, and UMO's instructions.</li> <li><b>h.</b> Move vehicles to designated area for marshaling or rail-loading site.</li> <li><b>i.</b> Employ safety procedures.</li> </ul> <p><b>7.</b> Weighing and marking team weighs and marks vehicles for deployment.</p> <ul style="list-style-type: none"> <li><b>a.</b> Sets up weighing and marking area in designated area.</li> <li><b>b.</b> Guides vehicles onto scales as they arrive.</li> <li><b>c.</b> Identifies vehicle gross weight.</li> <li><b>d.</b> Identifies vehicle axle weights (air movement only).</li> <li><b>e.</b> Computes vehicle center of balance based on axle weights (air movement only).</li> <li><b>f.</b> Marks center of balance on vehicles in accordance with DOD 4500.9-R, PT III (air movement only).</li> <li><b>g.</b> Reports gross weights for each deploying vehicle to UMO.</li> <li><b>h.</b> Tears down weighing and marking area.</li> <li><b>i.</b> Returns vehicle weighing scales in accordance with UMO or owning facility officials' instructions.</li> </ul> <p><b>*8.</b> Rail-loading team officer/noncommissioned officer in charge (NCOIC) supervises rail-loading activities.</p> <ul style="list-style-type: none"> <li><b>a.</b> Conducts safety briefing for all unit personnel at the rail-loading site.</li> <li><b>b.</b> Coordinates with UMO for rail-loading plans.</li> <li><b>c.</b> Coordinates with installation UMC to identify special rail-loading requirements.</li> <li><b>d.</b> Verifies the presence of all rail guards by conducting roll call.</li> <li><b>e.</b> Verifies the presence of manifested vehicles and equipment by conducting physical inventory.</li> <li><b>f.</b> Inspects vehicles and equipment for military shipping labels and proper markings.</li> <li><b>g.</b> Provides a cargo manifest to conductor.</li> </ul>		

TASK STEPS AND PERFORMANCE MEASURES	GO	NO-GO
<ul style="list-style-type: none"> <li>h. Notifies commander when rail loading is complete.</li> <li>i. Enforces safety procedures.</li> <li>j. Enforces environmental stewardship protection procedures.</li> </ul> <p>9. Rail-loading team loads railcars.</p> <ul style="list-style-type: none"> <li>a. Stages vehicles in accordance with rail-loading plan.</li> <li>b. Loads vehicles and equipment on railcars in accordance with rail-loading plan and UMO's instructions.</li> <li>c. Secures vehicles and equipment in accordance with rail-loading plan and UMO's instructions.</li> <li>d. Notifies rail-loading team chief when rail loading is complete.</li> <li>e. Employs safety procedures.</li> <li>f. Employs environmental stewardship procedures.</li> </ul>		

TASK PERFORMANCE / EVALUATION SUMMARY BLOCK							
ITERATION	1	2	3	4	5	M	TOTAL
TOTAL TASK STEPS EVALUATED							
TOTAL TASK STEPS "GO"							
TRAINING STATUS "GO"/"NO-GO"							

\* indicates a leader task step.

SUPPORTING INDIVIDUAL TASKS

Task Number	Task Title	References
551-88N-0002(SL2)	Prepare for Unit Movement	STP 21-24-SMCT
551-88N-0003(SL4)	Plan Unit Move	STP 21-24-SMCT
551-88N-0004(SL3)	Coordinate Unit Movement	STP 21-24-SMCT
850-001-2000(SL2)	Employ Accident Prevention Measures and Risk Management Process	STP 21-24-SMCT
850-001-3001(SL3)	Control Mission Safety Hazard	STP 21-24-SMCT
850-001-4001(SL4)	Integrate Risk Management Into Platoon	STP 21-24-SMCT

SUPPORTING COLLECTIVE TASKS: None

OPFOR TASKS AND STANDARDS: None

**ELEMENTS:** Operations Platoon Headquarters  
 Company Headquarters  
 DS Company MI Battalion

**TASK: Prepare Unit for Nontactical Move (63-2-8007.34-0001)**  
 (FM 55-30) (FM 4-01.30) (FM 4-01.011)

**ITERATION:** 1 2 3 4 5 M (Circle)

**COMMANDER/LEADER ASSESSMENT:** T P U (Circle)

**CONDITIONS:** The unit receives a movement directive to move to the aerial/seaport of embarkation (A/SPOE) for deployment to an overseas site. Routes, scheduled halts, and logistics and administrative support are available in accordance with the movement plan. Higher headquarters has an advance party at the A/SPOE, and the advance party has conducted a route reconnaissance. The convoy, serial, and march commanders have been designated. Security for the move has been coordinated. The movement directive, movement plan, port call message, load plans, and strip maps are available. Vehicles are loaded and staged for movement in a designated area. The unit has an officer and noncommissioned officer (NCO) appointed as unit movement officer (UMO) and alternate UMO. The unit is deploying as part of a higher headquarters deployment. Preparation for movement is performed day or night under all environmental conditions. Some iterations of this task should be performed in mission-oriented protective posture level 4 (MOPP4).

**TASK STANDARDS:** Unit is ready to cross the start point no later than the time prescribed in the movement directive.

TASK STEPS AND PERFORMANCE MEASURES	GO	NO-GO
<p>*1. UMO supervises preparation for movement to A/SPOE.</p> <ul style="list-style-type: none"> <li>a. Coordinates with higher headquarters staff personnel to verify movement plan information for accuracy.</li> <li>b. Computes travel time and distance from proposed start point to release point.</li> <li>c. Compares travel time and start time to verify company will arrive at A/SPOE in accordance with port call message.</li> <li>d. Inspects vehicles and equipment for proper markings, and military shipping labels in accordance with FM 4-01.011, DOD 4500.9-R, PT III, movement plan, and current instructions.</li> <li>e. Notifies higher headquarters staff element that unit is ready to move using Force XXI battle command brigade and below (FBCB2), radio, telephone, or messenger.</li> <li>f. Briefs commander on preparations for movement.</li> </ul> <p>2. Unit prepares vehicles and equipment for movement to A/SPOE.</p> <ul style="list-style-type: none"> <li>a. Performs before-operations preventive maintenance checks and services (PMCS) on all vehicles and equipment.</li> <li>b. Corrects maintenance discrepancies within the operator's capabilities in accordance with applicable technical manual.</li> <li>c. Reports all maintenance deficiencies beyond operator's capability to immediate supervisor.</li> <li>d. Corrects loading deficiencies in accordance with loading plan.</li> <li>e. Recomputes vehicle center of balance (APOE only).</li> </ul>		



TASK STEPS AND PERFORMANCE MEASURES	GO	NO-GO
<ul style="list-style-type: none"> <li>f. Re-marks center of balance on vehicle (APOE only).</li> <li>g. Marks vehicles for movement to A/SPOE in accordance with DOD 4500.9-R, PT III, FM 55-30, movement order, and UMO's instructions.</li> <li>h. Places military shipping labels on vehicles and equipment in accordance with movement plan and unit movement officer's instructions.</li> <li>i. Employs safety procedures.</li> </ul> <p><b>*3.</b> Convoy, serial, and march commanders and leaders organize convoy for movement to A/SPOE.</p> <ul style="list-style-type: none"> <li>a. Assign vehicle positions with the heavier, slower vehicles placed first.</li> <li>b. Assign FBCB2-equipped vehicles as control vehicles.</li> <li>c. Assign recovery vehicle(s) positions, where they can move to disabled vehicles without disrupting convoy movement.</li> <li>d. Assign sufficient number of recovery vehicles and mechanics to trail party.</li> <li>e. Coordinate trail maintenance party with minimum quantities of petroleum, oil, lubricant supplies, and class IX authorized stockage level/prescribed load list parts to support the convoy.</li> <li>f. Provide vehicle position listing with location of all vehicles to the trail party leader.</li> <li>g. Open FBCB2 and radio network(s) as specified in the movement plan.</li> </ul> <p><b>*4.</b> Convoy, serial, and march commanders and leaders conduct premovement inspections.</p> <ul style="list-style-type: none"> <li>a. Inspect personnel and their equipment for compliance with movement directive, movement plan, and commander's instructions.</li> <li>b. Inspect organizational equipment for accountability and serviceability.</li> <li>c. Inspect vehicles, trailers, and loads for serviceability, proper stowing, and security.</li> <li>d. Forward personnel and equipment status to unit headquarters, battalion intelligence officer (S2), and battalion operations officer (S3).</li> </ul> <p><b>*5.</b> Convoy commander conducts briefings for convoy personnel.</p> <ul style="list-style-type: none"> <li>a. Provides strip maps to each vehicle driver.</li> <li>b. Briefs convoy chain of command.</li> <li>c. Briefs convoy route.</li> <li>d. Prescribes the rate of march and catch-up speeds.</li> <li>e. Briefs vehicle intervals.</li> <li>f. Identifies scheduled halts.</li> <li>g. Briefs safety, accident, and breakdown procedures.</li> <li>h. Identifies location of maintenance support.</li> <li>i. Provides location and identification of destination.</li> <li>j. Briefs arm/hand signals, radio frequencies, and call signs.</li> </ul>		

TASK STEPS AND PERFORMANCE MEASURES	GO	NO-GO
<b>6.</b> Unit prepares to cross start point. <ul style="list-style-type: none"> <li><b>a.</b> Stages vehicles for convoy in accordance with convoy commander's instructions.</li> <li><b>b.</b> Notifies march commander vehicles are ready to cross start point for convoy to A/SPOE using FBCB2, movement tracking system, radio, or messenger.</li> </ul>		

TASK PERFORMANCE / EVALUATION SUMMARY BLOCK							
ITERATION	1	2	3	4	5	M	TOTAL
TOTAL TASK STEPS EVALUATED							
TOTAL TASK STEPS "GO"							
TRAINING STATUS "GO"/"NO-GO"							

\* indicates a leader task step.

**SUPPORTING INDIVIDUAL TASKS**

Task Number	Task Title	References
071-329-1030(SL1)	Navigate From One Point on the Ground to Another Point While Mounted	STP 21-1-SMCT
091-CLT-3009(SL4)	Supervise Maintenance Operations	STP 21-24-SMCT
091-CLT-4029(SL2)	Supervise Preventive Maintenance Checks and Services (PMCS)	STP 21-24-SMCT
101-92Y-0006(SL2)	Inspect Equipment for Accountability, Cleanliness, and Serviceability	STP 21-24-SMCT
191-379-4407(SL2)	Plan Convoy Security Operations	STP 21-24-SMCT
191-379-4412(SL2)	Plan Straggler Control Operations	STP 21-24-SMCT
551-721-4326(SL4)	Perform Duties as Convoy Commander	STP 21-24-SMCT
551-88M-0001(SL3)	Lead a Convoy Serial/March Unit	STP 21-24-SMCT
551-88M-0005(SL1)	Operate a Vehicle in a Convoy	STP 21-1-SMCT
551-88N-0002(SL2)	Prepare for Unit Movement	STP 21-24-SMCT
551-88N-0003(SL4)	Plan Unit Move	STP 21-24-SMCT
551-88N-0004(SL3)	Coordinate Unit Movement	STP 21-24-SMCT
850-001-2000(SL2)	Employ Accident Prevention Measures and Risk Management Process	STP 21-24-SMCT
850-001-3001(SL3)	Control Mission Safety Hazard	STP 21-24-SMCT
850-001-4001(SL4)	Integrate Risk Management Into Platoon	STP 21-24-SMCT

SUPPORTING COLLECTIVE TASKS: None

**OPFOR TASKS AND STANDARDS**

**TASK: Conduct Air Attacks (34-OPFOR-1006)**

**CONDITION:** Opposing force (OPFOR) elements in the rear area have forwarded the coordinates of enemy facilities/elements. OPFOR aircraft have been dispatched to attack enemy installations or convoys.

**STANDARD:** Locate support sites, command and control facilities, and/or convoys. Conduct attack runs on designated targets. Enemy equipment, supplies, and vehicles are destroyed and enemy personnel are killed.

**ELEMENTS:** Company Headquarters  
 DS Company MI Battalion  
 Operations Platoon Headquarters

**TASK: Conduct Nontactical Road March (63-2-8008.34-0001)**  
 (FM 4-01.30) (FM 55-30) (FM 4-01.011)

**ITERATION:** 1 2 3 4 5 M (Circle)

**COMMANDER/LEADER ASSESSMENT:** T P U (Circle)

**CONDITIONS:** Time specified to cross start point (SP) for convoy to aerial/seaport of embarkation (A/SPOE) has arrived. All equipment to be moved by convoy is loaded and vehicles are positioned for departure. The route of march is identified and has been traveled by a reconnaissance party. The convoy, serial, and march commanders have been designated. All weight, height, and width restrictions along the route of march have been verified. Coordination for rest stops, convoy support facilities, and personnel and maintenance support has been accomplished. A security element has been assigned. Release point is within the A/SPOE marshaling area. Convoy operations may be performed during daylight or darkness. Force XXI battle command brigade and below (FBCB2) system, radio, and visual signals are used for march column control. The movement plan and deployment operation order (OPORD) are available. Map and overlays with checkpoints, SP, release point, and critical points are available. Column may conduct halts during movement. This task should not be trained in mission-oriented protected posture level 4 (MOPP4).

**TASK STANDARDS:** SP, checkpoints, and release point are crossed at times specified in the movement plan or at times adjusted on the road movement table by the convoy commander.

TASK STEPS AND PERFORMANCE MEASURES	GO	NO-GO
<p><b>*1.</b> Convoy commander initiates convoy.</p> <ul style="list-style-type: none"> <li>a. Directs lead vehicle to cross SP at specified time.</li> <li>b. Verifies vehicles have crossed the SP.</li> <li>c. Forwards crossing report to the battalion intelligence officer (S2) or battalion operations officer (S3) when unit elements have crossed the start point.</li> </ul> <p><b>*2.</b> Convoy commander reports convoy information to higher headquarters staff using FBCB2 or radio.</p> <ul style="list-style-type: none"> <li>a. Forwards checkpoint(s) clearance report as they are crossed.</li> <li>b. Employs current signal operating instructions (SOI)/signal supplemental instructions (SSI) in all transmissions.</li> </ul> <p><b>*3.</b> Convoy commander enforces march discipline using FBCB2 or radio.</p> <ul style="list-style-type: none"> <li>a. Places directional guides at all critical intersections along route.</li> <li>b. Assumes position(s) along march route that provides command presence at critical turns or other points of decision.</li> <li>c. Enforces all movement policies defined in the movement plan, with emphasis on formation, distances, speeds, passing procedures, and halts.</li> <li>d. Adjusts formation distances and speed consistent with roads and speed limits.</li> <li>e. Enforces security measures to protect equipment and cargo during halts.</li> <li>f. Communicates to unit leaders and operators, by radio or proper visual signals, any violations of march discipline or changes to current orders.</li> </ul>		

TASK STEPS AND PERFORMANCE MEASURES	GO	NO-GO
<p><b>4.</b> Employ march discipline.</p> <ul style="list-style-type: none"> <li><b>a.</b> Maintain designated march speed specified in movement plan or as prescribed by the convoy commander.</li> <li><b>b.</b> Maintain proper vehicle interval as specified in movement plan or as adjusted by the convoy, serial, or march commander.</li> <li><b>c.</b> Obey vehicle driving regulations and safe driving procedures based on conditions.</li> <li><b>d.</b> Cross all checkpoints as scheduled.</li> <li><b>e.</b> React correctly to convoy, serial, or march commander's arm or hand signals.</li> </ul> <p><b>5.</b> Conduct scheduled halt(s).</p> <ul style="list-style-type: none"> <li><b>a.</b> Stop column at prescribed time and location.</li> <li><b>b.</b> Report scheduled halt to higher headquarters staff element using FBCB2 or radio.</li> <li><b>c.</b> Perform during-operation preventive maintenance checks and services (PMCS) on vehicles.</li> <li><b>d.</b> Inspect vehicle loads for safety and security.</li> <li><b>e.</b> Begin departure at specified time in the movement plan or convoy commander's instructions.</li> <li><b>f.</b> Report resumption of march to higher headquarters staff element using FBCB2 or radio.</li> </ul> <p><b>6.</b> Conduct unscheduled halt(s).</p> <ul style="list-style-type: none"> <li><b>a.</b> Alert march column with prescribed arm or hand signal.</li> <li><b>b.</b> Report halt and circumstances to higher headquarters staff element.</li> <li><b>c.</b> Resume march as soon as reason for halt is rectified.</li> <li><b>d.</b> Report resumption of march to higher headquarters staff element using FBCB2 or radio.</li> </ul> <p><b>7.</b> Trail party recovers disabled vehicle.</p> <ul style="list-style-type: none"> <li><b>a.</b> Inspects disabled vehicle for repairability.</li> <li><b>b.</b> Repairs disabled vehicle, when possible.</li> <li><b>c.</b> Reports vehicle status to convoy commander using FBCB2 or radio.</li> <li><b>d.</b> Tows disabled vehicle to applicable maintenance facility or destination based on convoy commander's instructions.</li> </ul> <p><b>*8.</b> Convoy commander monitors unit crossing release point.</p> <ul style="list-style-type: none"> <li><b>a.</b> Verifies lead vehicle has crossed release point at specified time.</li> <li><b>b.</b> Verifies the vehicles have crossed release point.</li> <li><b>c.</b> Forwards situation report to higher headquarters staff element using FBCB2 or radio.</li> </ul>		

TASK PERFORMANCE / EVALUATION SUMMARY BLOCK							
ITERATION	1	2	3	4	5		TOTAL
TOTAL TASK STEPS EVALUATED							
TOTAL TASK STEPS "GO"							
TRAINING STATUS "GO"/"NO-GO"							

\* indicates a leader task step.

SUPPORTING INDIVIDUAL TASKS

Task Number	Task Title	References
071-329-1030(SL1)	Navigate From One Point on the Ground to Another Point While Mounted	STP 21-1-SMCT
091-CLT-3009(SL4)	Supervise Maintenance Operations	STP 21-24-SMCT
091-CLT-4029(SL2)	Supervise Preventive Maintenance Checks and Services (PMCS)	STP 21-24-SMCT
113-637-2001(SL1)	Communicate Via a Tactical Radio	STP 21-1-SMCT
191-376-4110(SL2)	Provide In-Transit Security	STP 21-24-SMCT
191-379-4407(SL2)	Plan Convoy Security Operations	STP 21-24-SMCT
191-379-4412(SL2)	Plan Straggler Control Operations	STP 21-24-SMCT
551-721-4326(SL4)	Perform Duties as Convoy Commander	STP 21-24-SMCT
551-88M-0001(SL3)	Lead a Convoy Serial/March Unit	STP 21-24-SMCT
551-88M-0005(SL1)	Operate a Vehicle in a Convoy	STP 21-1-SMCT
850-001-2000(SL2)	Employ Accident Prevention Measures and Risk Management Process	STP 21-24-SMCT
850-001-3001(SL3)	Control Mission Safety Hazard	STP 21-24-SMCT
850-001-4001(SL4)	Integrate Risk Management Into Platoon	STP 21-24-SMCT

SUPPORTING COLLECTIVE TASKS: None

OPFOR TASKS AND STANDARDS

**TASK: Conduct Air Attacks (34-OPFOR-1006)**

**CONDITION:** Opposing force (OPFOR) elements in the rear area have forwarded the coordinates of enemy facilities or elements. OPFOR aircraft have been dispatched to attack enemy installations or convoys.

**STANDARD:** Locate support sites, command and control facilities, and/or convoys. Conduct attack runs on designated targets. Enemy equipment, supplies, and vehicles are destroyed and enemy personnel are killed.

**TASK: Conduct Aerial Reconnaissance (34-OPFOR-1007)**

**CONDITION:** OPFOR HQ requires intelligence on the location and identification of enemy elements. Aircraft is dispatched to take photographs and conduct a visual inspection of enemy area.

**STANDARD:** Locate and photograph enemy positions in assigned sectors, including support and storage bases and command and control facilities. Visual checks are conducted when possible. The enemy is not engaged. Priority intelligence requests and other information requirements (IRs) are reported to OPFOR HQ.

**ELEMENTS:** Company Headquarters  
DS Company MI Battalion

**TASK: Perform Seaport of Embarkation Activities for Deployment (63-2-8009.34-0001)**  
(FM 100-17) (FM 55-50) (FM 4-01.011)

**ITERATION:** 1 2 3 4 5 M (Circle)

**COMMANDER/LEADER ASSESSMENT:** T P U (Circle)

**CONDITIONS:** The unit's wheeled-vehicle convoy crosses the release point and is in the seaport of embarkation (SPOE) marshaling area. The commander has designated a unit liaison team, unit SPOE team and officer in charge (OIC). Higher headquarters, supporting installation, and port commander representatives have been notified of the unit's arrival. Port support activity officials have requested unit vehicle operators' assistance in offloading unit vehicles deployed to the SPOE by rail. The railhead is located in the SPOE area of operations and the unit's equipment has arrived. Transportation, maintenance, and logistics support is available. The movement plan, deployment standing operating procedures (SOP), marshaling area plan, and deployment operation (OPORD) order is available. The unit has a unit movement officer (UMO) and alternate. The unit is deploying as part of a higher headquarters deployment. SPOE activities are performed day or night under all environmental conditions.

**Note:** The SPOE team is a group of personnel designated by the unit commander to accompany unit equipment to the port and prepare it to be turned in to the port support activity. The SPOE team OIC is often the UMO. Some iterations of this task should be performed in mission-oriented protective posture level 4 (MOPP4).

**TASK STANDARDS:** SPOE activities are performed in accordance with movement plan and higher headquarters staff and port support activity officials' instructions.

TASK STEPS AND PERFORMANCE MEASURES	GO	NO-GO
<p>*1. Commander or SPOE team OIC directs activities.</p> <ul style="list-style-type: none"> <li>a. Directs team to perform after-operation preventive maintenance checks and services (PMCS) of vehicles upon arrival in the SPOE marshaling area.</li> <li>b. Identifies transportation requirements for return to unit area.</li> <li>c. Coordinates with supporting installation officials for transportation, maintenance, and logistics support.</li> <li>d. Coordinates with port support activity officials to verify SPOE movement schedules, procedures, and requirements.</li> <li>e. Briefs team leaders on SPOE movement schedules, procedures, and requirements.</li> <li>f. Briefs UMO on point of contact (POC) for maintenance support.</li> <li>g. Directs team to offload and inspect equipment arriving by rail.</li> <li>h. Coordinates with port support activity to identify number of supercargoes authorized and POC for supercargoes.</li> <li>i. Inspects supercargoes to ensure they are prepared for sea movement, to include proper orders and equipment.</li> <li>j. Briefs supercargoes on boarding schedule, responsibilities, and POC during sea movement.</li> <li>k. Conducts acceptance inspection of vehicles, equipment, and cargo.</li> </ul>		

TASK STEPS AND PERFORMANCE MEASURES	GO	NO-GO
<ul style="list-style-type: none"> <li>l. Directs team to correct deficiencies noted during port support activity acceptance inspection.</li> <li>m. Transfers custody of vehicles, equipment, and cargo to SPOE officials.</li> <li>n. Briefs the higher headquarters commander on status of SPOE activities.</li> </ul> <p>2. Supercargoes perform SPOE activities.</p> <ul style="list-style-type: none"> <li>a. Report to port commander's representative.</li> <li>b. Perform SPOE activities in accordance with port commander's instructions.</li> <li>c. Coordinate with vessel POC for instructions on responsibilities and accommodations.</li> <li>d. Load baggage.</li> <li>e. Board ship.</li> <li>f. Employ safety procedures.</li> </ul> <p>*3. UMO coordinates SPOE activities.</p> <ul style="list-style-type: none"> <li>a. Coordinates with port support activity officials to verify loading sequence of vehicles and equipment (ship stow plan).</li> <li>b. Monitors port support activity acceptance inspection of vehicles and cargo to determine deficiencies.</li> <li>c. Coordinates with maintenance support POC for disposition of excess fuel, petroleum, oil, lubricant products, and maintenance support.</li> <li>d. Inspects military shipping labels and markings on vehicles and equipment for compliance with deployment SOP and port support activity officials' instructions.</li> <li>e. Coordinates with port support activity officials to correct deficiencies in military shipping labels and markings on vehicles and equipment.</li> <li>f. Briefs commander and/or SPOE team OIC on status of SPOE activities.</li> </ul> <p>*4. UMO coordinates rail offloading.</p> <ul style="list-style-type: none"> <li>a. Coordinates with port support activity officials and intermediate command UMO for rail offloading schedule and requirements.</li> <li>b. Designates personnel to assist in rail offloading activities.</li> <li>c. Briefs personnel designated to perform rail offloading activities on schedule and requirements.</li> <li>d. Supervises rail offloading activities.</li> <li>e. Assumes custody of equipment deployed by rail by signing appropriate shipping documents.</li> <li>f. Notifies SPOE team leaders equipment deployed by rail has arrived in the marshaling area.</li> <li>g. Briefs commander/SPOE team OIC on status of rail offloading activities.</li> </ul> <p>5. SPOE team performs rail offloading operations.</p> <ul style="list-style-type: none"> <li>a. Reports to the railhead.</li> </ul>		

TASK STEPS AND PERFORMANCE MEASURES	GO	NO-GO
<ul style="list-style-type: none"> <li>b. Offloads equipment from railcars.</li> <li>c. Moves equipment to SPOE.</li> <li>d. Employs safety procedures.</li> <li>e. Employs environmental stewardship procedures.</li> </ul> <p>6. SPOE team performs SPOE marshaling area maintenance.</p> <ul style="list-style-type: none"> <li>a. Performs after-operation PMCS.</li> <li>b. Notifies supervisor of maintenance problems beyond operator's capability.</li> <li>c. Checks vehicles, cargo, and personal gear for completeness, damage, proper markings, and compliance with loading plans.</li> <li>d. Conducts final preparation of vehicles and equipment.</li> <li>e. Adjusts vehicle fuel levels in accordance with port support activity officials' instructions.</li> <li>f. Turns in excess fuel and petroleum, oil, and lubricant products.</li> <li>g. Verifies placement of placards, labels, and certification documents on hazardous material.</li> <li>h. Corrects deficiencies on vehicles, cargo, and personal gear.</li> <li>i. Moves to SPOE staging area.</li> <li>j. Employs safety procedures.</li> <li>k. Employs environmental stewardship procedures.</li> </ul> <p>*7. SPOE team leaders supervise final preparation of vehicles, equipment, cargo, and personal gear for deployment.</p> <ul style="list-style-type: none"> <li>a. Inspect military shipping labels and markings on vehicles, cargo, and equipment for compliance with port call message.</li> <li>b. Inspect vehicles and cargo to ensure deficiencies noted during acceptance inspection have been corrected.</li> <li>c. Coordinate for maintenance assistance.</li> <li>d. Enforce safety procedures.</li> <li>e. Enforce environmental stewardship procedures.</li> </ul> <p>8. SPOE team performs final preparation of vehicles, equipment, cargo, and personal gear for deployment.</p> <ul style="list-style-type: none"> <li>a. Moves vehicles and equipment to SPOE staging area.</li> <li>b. Stages vehicles for loading.</li> <li>c. Corrects deficiencies in military shipping labels and markings on vehicles and equipment.</li> <li>d. Drives vehicles to call forward area.</li> <li>e. Employs safety procedures.</li> <li>f. Employs environmental stewardship procedures.</li> </ul>		



TASK STEPS AND PERFORMANCE MEASURES	GO	NO-GO
<p><b>*9.</b> UMO updates transportation documentation.</p> <ul style="list-style-type: none"> <li>a. Verifies deployment equipment list by conducting physical inspection of equipment.</li> <li>b. Updates deployment equipment list.</li> <li>c. Verifies the presence of supercargoes by conducting roll call.</li> <li>d. Updates supercargo manifest.</li> </ul> <p><b>10.</b> SPOE team returns to unit area.</p> <ul style="list-style-type: none"> <li>a. Assembles personnel for return to unit area.</li> <li>b. Reports to transportation loading area.</li> <li>c. Loads baggage on vehicles.</li> <li>d. Boards transportation to return to unit.</li> </ul>		

TASK PERFORMANCE / EVALUATION SUMMARY BLOCK							
ITERATION	1	2	3	4	5	M	TOTAL
TOTAL TASK STEPS EVALUATED							
TOTAL TASK STEPS "GO"							
TRAINING STATUS "GO"/"NO-GO"							

\* indicates a leader task step.

**SUPPORTING INDIVIDUAL TASKS**

Task Number	Task Title	References
101-92Y-0006(SL2)	Inspect Equipment for Accountability, Cleanliness, and Serviceability	STP 21-24-SMCT
551-88N-0002(SL2)	Prepare for Unit Movement	STP 21-24-SMCT
551-88N-0004(SL3)	Coordinate Unit Movement	STP 21-24-SMCT
850-001-2000(SL2)	Employ Accident Prevention Measures and Risk Management Process	STP 21-24-SMCT
850-001-3001(SL3)	Control Mission Safety Hazard	STP 21-24-SMCT
850-001-4001(SL4)	Integrate Risk Management Into Platoon	STP 21-24-SMCT

SUPPORTING COLLECTIVE TASKS: None

**OPFOR TASKS AND STANDARDS**

**TASK: Conduct Air Attacks (34-OPFOR-1006)**

**CONDITION:** Opposing force (OPFOR) elements in the rear area have forwarded the coordinates of enemy facilities and elements. OPFOR aircraft have been dispatched to attack enemy installations or convoys.

**STANDARD:** Locate support sites, command and control facilities, and/or convoys. Conduct attack runs on designated targets. Enemy equipment, supplies, and vehicles are destroyed and enemy personnel are killed.

**TASK: Conduct Aerial Reconnaissance (34-OPFOR-1007)**

**CONDITION:** OPFOR HQ requires intelligence on the location and identification of enemy elements. Aircraft is dispatched to take photographs and conduct a visual inspection of enemy area.

**STANDARD:** Locate and photograph enemy positions in assigned sectors, including support and storage bases and command and control facilities. Visual checks are conducted when possible. The enemy is not engaged. Priority intelligence requests and other information requirements (IRs) are reported to OPFOR HQ.

**ELEMENTS:** Company Headquarters  
DS Company MI Battalion

**TASK: Perform Aerial Port of Embarkation Activities for Deployment (63-2-8010.34-0001)**  
(FM 100-17) (FM 4-01.30) (DOD 4500.9-R, PT III)  
(FM 4-01.011)

**ITERATION:** 1 2 3 4 5 M (Circle)

**COMMANDER/LEADER ASSESSMENT:** T P U (Circle)

**CONDITIONS:** The unit arrives at the aerial port of embarkation (APOE) marshaling area for aerial deployment. Equipment and vehicles not deploying by air have been moved to the seaport of embarkation (SPOE). Equipment to accompany troops by air is present. The installation transportation office or theater army movement control activity/movement control team has a unit movement coordinator and advance party at the APOE to assist in deployment activities. Transportation support is available. The deployment standing operating procedures (SOP), movement plan, port call message, and higher headquarters deployment operation order (OPORD) is available. The unit has a unit movement officer (UMO) and alternate. The unit is deploying as part of a higher headquarters deployment. APOE activities are performed day or night under all environmental conditions. Some iterations of this task should be performed in mission-oriented protective posture level 4 (MOPP4).

**TASK STANDARDS:** APOE activities are performed in accordance with deployment SOP, movement plan, departure airfield control group (DACG) officials, and commander's instructions.

TASK STEPS AND PERFORMANCE MEASURES	GO	NO-GO
<p><b>*1.</b> Commander directs APOE activities.</p> <ul style="list-style-type: none"> <li>a. Notifies the unit movement coordinator and the DACG officials that the unit has arrived at the APOE.</li> <li>b. Verifies APOE movement schedules, procedures, and requirements.</li> <li>c. Provides manifest of personnel and equipment to accompany troops and shipper's declaration of dangerous goods to higher headquarters for review by DACG or port movement control team.</li> <li>d. Briefs unit on APOE duties and responsibilities.</li> <li>e. Directs unit to conduct final preparation of deploying vehicles and equipment.</li> <li>f. Conducts acceptance inspection of vehicles and equipment with DACG officials at the alert holding area.</li> <li>g. Directs unit to correct deficiencies noted during acceptance inspection.</li> <li>h. Transfers custody of equipment and cargo to DACG officials.</li> <li>i. Briefs the higher headquarters commander on status of APOE activities.</li> </ul> <p><b>*2.</b> UMO supervises APOE activities.</p> <ul style="list-style-type: none"> <li>a. Coordinates with DACG and/or supporting installation officials for transportation, maintenance, logistics, and other support.</li> <li>b. Coordinates with DACG officials to verify APOE movement schedules, procedures, and requirements.</li> <li>c. Coordinates with battalion supply officer (S4) representative to ensure adequate shoring, dunnage, and floor protection are on hand and readily available for loading.</li> </ul>		

TASK STEPS AND PERFORMANCE MEASURES	GO	NO-GO
<ul style="list-style-type: none"> <li>d. Verifies unit vehicles, equipment, cargo, and secondary loads are properly marked and prepared for airlift.</li> <li>e. Coordinates with DACG to verify loading sequence of vehicles and equipment.</li> <li>f. Verifies that deficiencies noted during DACG acceptance inspection have been corrected.</li> <li>g. Verifies the presence of all manifested personnel by conducting roll call.</li> <li>h. Provides verified personnel and cargo manifest to DACG at the alert holding area.</li> <li>i. Provides load teams to load and tie down unit equipment.</li> </ul> <p><b>*3.</b> Supervise final preparation of vehicles, equipment, cargo, and personal gear for deployment.</p> <ul style="list-style-type: none"> <li>a. Inspect vehicles, equipment, cargo, and personal gear for completeness, damage, and compliance with loading plans.</li> <li>b. Inspect vehicles, equipment, cargo, and personal gear for proper marking and documentation.</li> <li>c. Inspect vehicles and cargo to ensure that deficiencies noted during acceptance inspection have been corrected.</li> <li>d. Coordinate with the UMO for maintenance assistance.</li> <li>e. Enforce safety procedures.</li> <li>f. Enforce environmental stewardship procedures.</li> </ul> <p><b>4.</b> Perform APOE marshaling activities.</p> <ul style="list-style-type: none"> <li>a. Perform after-operations preventive maintenance checks and services (PMCS).</li> <li>b. Notify supervisor of maintenance problems beyond operator's capability to repair.</li> <li>c. Conduct final preparation of vehicles and equipment.</li> <li>d. Adjust vehicle fuel levels in accordance with TM 38-250.</li> <li>e. Turn in excess fuel.</li> <li>f. Correct deficiencies on vehicles, cargo, and personal gear.</li> <li>g. Correct deficiencies on placement of placards, labels, and certification documents on hazardous material.</li> <li>h. Move to APOE alert holding area.</li> <li>i. Employ safety procedures.</li> </ul> <p><b>5.</b> Perform APOE alert holding area activities.</p> <ul style="list-style-type: none"> <li>a. Correct deficiencies in shipping documents, markings, custom labels, and decontamination tags on vehicles and equipment.</li> <li>b. Drive vehicles to call forward area.</li> </ul>		

TASK STEPS AND PERFORMANCE MEASURES	GO	NO-GO
<b>6.</b> Perform APOE passenger activities. <ul style="list-style-type: none"> <li>a. Report to designated location for DACG safety and antiterrorism briefing.</li> <li>b. Provide baggage detail to load unit baggage on aircraft.</li> <li>c. Complete security screen.</li> <li>d. Board aircraft.</li> </ul>		

TASK PERFORMANCE / EVALUATION SUMMARY BLOCK							
ITERATION	1	2	3	4	5	M	TOTAL
TOTAL TASK STEPS EVALUATED							
TOTAL TASK STEPS "GO"							
TRAINING STATUS "GO"/"NO-GO"							

\* indicates a leader task step.

**SUPPORTING INDIVIDUAL TASKS**

Task Number	Task Title	References
101-92Y-0006(SL2)	Inspect Equipment for Accountability, Cleanliness, and Serviceability	STP 21-24-SMCT
551-88N-0002(SL2)	Prepare for Unit Movement	STP 21-24-SMCT
551-88N-0003(SL4)	Plan Unit Move	STP 21-24-SMCT
551-88N-0004(SL3)	Coordinate Unit Movement	STP 21-24-SMCT
850-001-2000(SL2)	Employ Accident Prevention Measures and Risk Management Process	STP 21-24-SMCT
850-001-3001(SL3)	Control Mission Safety Hazard	STP 21-24-SMCT
850-001-4001(SL4)	Integrate Risk Management Into Platoon	STP 21-24-SMCT

SUPPORTING COLLECTIVE TASKS: None

**OPFOR TASKS AND STANDARDS**

**TASK: Conduct Air Attacks (34-OPFOR-1006)**

**CONDITION:** Opposing force (OPFOR) elements in the rear area have forwarded the coordinates of enemy facilities and elements. OPFOR aircraft have been dispatched to attack enemy installations or convoys.

**STANDARD:** Locate support sites, command and control facilities, and/or convoys. Conduct attack runs on designated targets. Enemy equipment, supplies, and vehicles are destroyed and enemy personnel are killed.

**TASK: Conduct Aerial Reconnaissance (34-OPFOR-1007)**

**CONDITION:** OPFOR HQ requires intelligence on the location and identification of enemy elements. Aircraft is dispatched to take photographs and conduct a visual inspection of enemy area.

**STANDARD:** Locate and photograph enemy positions in assigned sectors, including support and storage bases and command and control facilities. Visual checks are conducted when possible. The enemy is not engaged. Priority intelligence requests and other information requirements (IRs) are reported to OPFOR HQ.

**ELEMENTS:** Company Headquarters  
DS Company MI Battalion

**TASK: Perform Aerial Port of Debarkation Activities for Deployment (63-2-8011.34-0001)**  
(FM 100-17) (FM 4-01.30) (DOD 4500.9-R, PT III)  
(FM 4-01.011)

**ITERATION:** 1 2 3 4 5 M (Circle)

**COMMANDER/LEADER ASSESSMENT:** T P U (Circle)

**CONDITIONS:** Aircraft carrying main body lands at the aerial port of debarkation (APOD). The unit has advance party personnel at the APOD to assist the unit. Representatives from the unit advance party and arrival airfield control group (AACG) meet the aircraft. Unit personnel assist in offloading vehicles. The AACG has designated a holding area and a marshaling area for the unit to complete APOD activities. Transportation is available to move the unit to the marshaling area and theater-staging base. The commander has designated an equipment reception team to travel to the seaport of debarkation (SPOD) to receive unit vehicles and equipment deployed by ship. The deployment SOP are available. APOD activities are performed day or night under all environmental conditions.

**Note:** The equipment reception team is an ad hoc group of personnel designated by the unit commander to receive the unit's equipment upon arrival at the port. Some iterations of this task should be performed in mission-oriented protective posture level 4 (MOPP4).

**TASK STANDARDS:** APOD activities are performed in accordance with deployment SOP, AACG officials and commander's instructions.

TASK STEPS AND PERFORMANCE MEASURES	GO	NO-GO
<p>*1. Commander coordinates arrival of personnel.</p> <ul style="list-style-type: none"> <li>a. Coordinates with unit advance party and movement control team upon arrival for location of holding area, marshaling area, maintenance support, movement, security, and other special APOD requirements.</li> <li>b. Assembles unit in holding area.</li> <li>c. Directs unit leaders to establish security.</li> <li>d. Coordinates with higher headquarters or movement control team for transportation support to marshaling area.</li> <li>e. Coordinates with battalion intelligence officer (S2) and battalion operations officer (S3) for tactical intelligence.</li> <li>f. Briefs unit leaders on tactical situation, security requirements, movement schedule, and any special requirements.</li> <li>g. Directs unit leaders to prepare unit for movement.</li> </ul> <p>*2. Unit movement officer (UMO) supervises unit movement activities at APOD.</p> <ul style="list-style-type: none"> <li>a. Coordinates with AACG for offloading and movement schedules.</li> <li>b. Briefs unit leaders on offloading and movement schedules.</li> <li>c. Provides AACG, supporting installation officials, S2, and S3 a copy of deployment equipment list.</li> <li>d. Coordinates with S2 and S3 for convoy routes, maps, and timetable for road movements.</li> </ul>		

TASK STEPS AND PERFORMANCE MEASURES	GO	NO-GO
<ul style="list-style-type: none"> <li>e. Coordinates with battalion supply officer (S4) representatives for fuel and supplies for road movements.</li> <li>f. Briefs commander on APOD activities.</li> <li>*3. Unit leaders supervise unit activities at APOD.               <ul style="list-style-type: none"> <li>a. Inspect personnel and weapons for accountability as they exit aircraft.</li> <li>b. Brief personnel on location of holding area, marshaling area, movement requirements, and special APOD requirements.</li> <li>c. Establish security in accordance with commander's instructions.</li> <li>d. Designate personnel to assist in offloading aircraft.</li> <li>e. Inspect personnel and personal gear at the holding area and marshaling area to ensure all personnel have arrived with required personal gear and baggage.</li> <li>f. Brief commander on unit activities at APOD.</li> <li>g. Enforce safety procedures.</li> <li>h. Enforce environmental stewardship procedures.</li> </ul> </li> <li>4. Unit headquarters prepares soldiers for movement.               <ul style="list-style-type: none"> <li>a. Issues individual supplies, such as ammunition, food, water, health, and comfort items, as needed.</li> <li>b. Coordinates with the arrival airfield control group for life support for unit personnel in the transit holding area.</li> <li>c. Maintains daily personnel accountability.</li> </ul> </li> <li>5. Main body performs unit activities at the APOD.               <ul style="list-style-type: none"> <li>a. Disembarks aircraft in accordance with loadmaster's instructions.</li> <li>b. Assembles in APOD holding area.</li> <li>c. Performs offloading activities.</li> <li>d. Performs security functions.</li> <li>e. Moves to APOD marshaling area.</li> <li>f. Performs security functions.</li> <li>g. Ensures all equipment and vehicles are offloaded and serviceable.</li> <li>h. Notifies unit leaders of vehicle and/or equipment deficiencies that cannot be corrected.</li> <li>i. Reconfigures vehicles and cargo for road movement.</li> <li>j. Loads baggage on transportation for movement to holding area or main body area.</li> <li>k. Fuels vehicles for convoy.</li> <li>l. Boards transportation for movement to SPOD holding area or main body area.</li> <li>m. Employs safety procedures.</li> <li>n. Employs environmental stewardship procedures.</li> </ul> </li> </ul>		

TASK PERFORMANCE / EVALUATION SUMMARY BLOCK							
ITERATION	1	2	3	4	5	M	TOTAL
TOTAL TASK STEPS EVALUATED							
TOTAL TASK STEPS "GO"							
TRAINING STATUS "GO"/"NO-GO"							

\* indicates a leader task step.

SUPPORTING INDIVIDUAL TASKS

Task Number	Task Title	References
101-92Y-0006(SL2)	Inspect Equipment for Accountability, Cleanliness, and Serviceability	STP 21-24-SMCT
551-88N-0002(SL2)	Prepare for Unit Movement	STP 21-24-SMCT
551-88N-0004(SL3)	Coordinate Unit Movement	STP 21-24-SMCT
850-001-2000(SL2)	Employ Accident Prevention Measures and Risk Management Process	STP 21-24-SMCT
850-001-3001(SL3)	Control Mission Safety Hazard	STP 21-24-SMCT
850-001-4001(SL4)	Integrate Risk Management Into Platoon	STP 21-24-SMCT

SUPPORTING COLLECTIVE TASKS: None

OPFOR TASKS AND STANDARDS

**TASK: Conduct Air Attacks (34-OPFOR-1006)**

**CONDITION:** Opposing force (OPFOR) elements in the rear area have forwarded the coordinates of enemy facilities and elements. OPFOR aircraft have been dispatched to attack enemy installations or convoys.

**STANDARD:** Locate support sites, command and control facilities, and/or convoys. Conduct attack runs on designated targets. Enemy equipment, supplies, and vehicles are destroyed and enemy personnel are killed.

**TASK: Conduct Aerial Reconnaissance (34-OPFOR-1007)**

**CONDITION:** OPFOR HQ requires intelligence on the location and identification of enemy elements. Aircraft is dispatched to take photographs and conduct a visual inspection of enemy area.

**STANDARD:** Locate and photograph enemy positions in assigned sectors, including support and storage bases and command and control facilities. Visual checks are conducted when possible. The enemy is not engaged. Priority intelligence requests and other information requirements (IRs) are reported to OPFOR HQ.

**TASK: Conduct Raid (34-OPFOR-1009)**

**CONDITION:** OPFOR element has occupied an objective rally point and has orders to conduct a raid on a rear area base.

**STANDARD:** Surprise enemy forces. Assault enemy support base and accomplish assigned tasks. Specified equipment and supplies are destroyed. Decisive engagement is avoided. All personnel are withdrawn from the area within the prescribed time. The collected intelligence data satisfies the priority intelligence requirements (PIRs).



**ELEMENTS:** Company Headquarters  
DS Company MI Battalion

**TASK: Perform Seaport of Debarkation Activities for Deployment (63-2-8012.34-0001)**  
(FM 100-17) (FM 55-50) (FM 4-01.011)

**ITERATION:** 1 2 3 4 5 M (Circle)

**COMMANDER/LEADER ASSESSMENT:** T P U (Circle)

**CONDITIONS:** Unit equipment and supercargoes have arrived at the seaport of debarkation (SPOD). The equipment reception team has been briefed on their duties and responsibilities. The battalion headquarters has deployed, and the battalion commander and staff are located in the SPOD. A rail-loading team has been designated. Transportation support is available and security is provided. The port support activity (PSA) has designated an area for equipment to be inventoried and inspected as it is offloaded. Rail and road marshaling areas have been designated for the unit to complete SPOD activities and prepare for movement to the theater staging base. Sufficient railcars and vehicles are available to move the unit to the theater staging base. The unit's main body is located in the theater staging base. The deployment standing operating procedures (SOP) are available. SPOD activities are performed day or night under all environmental conditions. Some iterations of this task should be performed in mission-oriented protective posture level 4 (MOPP4).

**TASK STANDARDS:** SPOD activities are performed in accordance with deployment SOP and commander's guidance.

TASK STEPS AND PERFORMANCE MEASURES	GO	NO-GO
<p>*1. Equipment reception team directs unit activities at the SPOD.</p> <ul style="list-style-type: none"> <li>a. Coordinates with higher headquarters staff personnel and/or PSA officials upon arrival for location of holding area, marshaling area, maintenance, logistics, movement support, security, and other special requirements.</li> <li>b. Coordinates with battalion supply officer (S4) and/or port support activity officials for needed support while at the SPOD.</li> <li>c. Identifies amount of pre-positioned stocks required by the unit.</li> <li>d. Assembles equipment reception team in holding area.</li> <li>e. Conducts acceptance inspection with PSA officials.</li> <li>f. Notifies battalion commander and S4 of missing or damaged equipment.</li> <li>g. Assumes custody of equipment and cargo.</li> <li>h. Coordinates with S4 for transportation support to theater staging base.</li> <li>i. Coordinates with battalion intelligence officer (S2) or battalion operations officer (S3) and movement control team for movement schedules to the theater staging base.</li> <li>j. Verifies arrival, morale, and welfare of supercargoes.</li> <li>k. Reestablishes accountability and responsibility for supercargoes.</li> <li>l. Directs convoy and rail-loading parties to proceed to rail-loading or road convoy marshaling area.</li> <li>m. Monitors preparation of equipment for road convoy or rail movement to ensure compliance with tactical standing operating procedures (TSOP).</li> </ul>		

TASK STEPS AND PERFORMANCE MEASURES	GO	NO-GO
<ul style="list-style-type: none"> <li>n. Briefs unit leaders on SPOD requirements.</li> <li>o. Advises unit commander and battalion representative on SPOD activities.</li> <li>*2. The unit movement officer (UMO) supervises unit activities at SPOD.               <ul style="list-style-type: none"> <li>a. Coordinates with S4 to identify offloading schedules, location of holding area and marshaling area, location of pre-positioned vehicles and materiel, and other SPOD information.</li> <li>b. Briefs personnel on offloading schedules, drawing pre-positioned vehicles and materiel, special SPOD requirements, and location of marshaling area.</li> <li>c. Coordinates with S2 and S3 to identify equipment, loading times and sites, and unit loading requirements to prepare designated equipment for rail movement to theater staging base.</li> <li>d. Coordinates with S2 and S3 for convoy routes, maps, tactical intelligence, and timetable for road move to theater staging base.</li> <li>e. Coordinates with S4 for fuel, ammunition, and supplies for road move to theater staging base.</li> <li>f. Provides rail-loading plan to rail-loading team chief.</li> <li>g. Monitors rail-loading procedures to ensure compliance with movement control team's instructions.</li> <li>h. Monitors preparation of equipment for road convoy to ensure compliance with TSOP.</li> <li>i. Briefs equipment reception party on rail-loading and convoy requirements.</li> <li>j. Briefs commander on SPOD activities.</li> <li>k. Enforces safety procedures.</li> <li>l. Enforces environmental stewardship procedures.</li> </ul> </li> <li>3. Supercargoes perform SPOD activities.               <ul style="list-style-type: none"> <li>a. Disembark ship.</li> <li>b. Report to equipment reception team for instructions.</li> </ul> </li> <li>4. Equipment reception team performs equipment reception activities.               <ul style="list-style-type: none"> <li>a. Offloads vehicles.</li> <li>b. Inspects equipment to be sure it is operational.</li> <li>c. Moves vehicles and materiel from pre-positioned locations to rail or convoy marshaling area.</li> <li>d. Moves unit vehicles and cargo to SPOD rail or convoy marshaling area.</li> <li>e. Performs before-operations preventive maintenance checks and services (PMCS) on all vehicles and equipment.</li> <li>f. Corrects all vehicle and equipment discrepancies within the operator's capabilities.</li> <li>g. Reports all deficiencies beyond operator's capability to immediate supervisor.</li> <li>h. Reconfigures vehicles and cargo for road movement.</li> </ul> </li> </ul>		

TASK STEPS AND PERFORMANCE MEASURES	GO	NO-GO
<ul style="list-style-type: none"> <li>i. Fuels vehicles for convoy to theater staging base.</li> <li>j. Draws weapons, ammunition, and other tactical supplies from S4.</li> <li>k. Notifies UMO that vehicles are offloaded and operational.</li> <li>l. Employs safety procedures.</li> <li>m. Employs environmental stewardship procedures.</li> <li>*5. Rail-loading team chief supervises rail-loading activities.                             <ul style="list-style-type: none"> <li>a. Coordinates with UMO for rail-loading plans.</li> <li>b. Coordinates with UMO to identify special rail-loading requirements.</li> <li>c. Verifies the presence of all rail guards by conducting roll call.</li> <li>d. Verifies the presence of manifested vehicles and equipment by conducting physical inventory.</li> <li>e. Provides a copy of the personnel and cargo manifest to conductor.</li> <li>f. Notifies commander when rail loading is completed.</li> <li>g. Enforces safety procedures.</li> </ul> </li> <li>6. Rail-loading team performs rail loading.                             <ul style="list-style-type: none"> <li>a. Stages vehicles.</li> <li>b. Loads vehicles and equipment on railcar.</li> <li>c. Secures vehicles and equipment.</li> <li>d. Notifies rail-loading team chief when rail loading is completed.</li> <li>e. Employs safety procedures.</li> </ul> </li> </ul>		

TASK PERFORMANCE / EVALUATION SUMMARY BLOCK							
ITERATION	1	2	3	4	5	M	TOTAL
TOTAL TASK STEPS EVALUATED							
TOTAL TASK STEPS "GO"							
TRAINING STATUS "GO"/"NO-GO"							

\* indicates a leader task step.

SUPPORTING INDIVIDUAL TASKS

Task Number	Task Title	References
101-92Y-0006(SL2)	Inspect Equipment for Accountability, Cleanliness, and Serviceability	STP 21-24-SMCT
551-88N-0002(SL2)	Prepare for Unit Movement	STP 21-24-SMCT
551-88N-0004(SL3)	Coordinate Unit Movement	STP 21-24-SMCT

SUPPORTING COLLECTIVE TASKS: None

OPFOR TASKS AND STANDARDS

**TASK: Conduct Air Attacks (34-OPFOR-1006)**

**CONDITION:** Opposing force (OPFOR) elements in the rear area have forwarded the coordinates of enemy facilities and elements. OPFOR aircraft have been dispatched to attack enemy installations or convoys.

**STANDARD:** Locate support sites, command and control facilities, and/or convoys. Conduct attack runs on designated targets. Enemy equipment, supplies, and vehicles are destroyed and enemy personnel are killed.

**TASK: Conduct Aerial Reconnaissance (34-OPFOR-1007)**

**CONDITION:** OPFOR HQ requires intelligence on the location and identification of enemy elements. Aircraft is dispatched to take photographs and conduct a visual inspection of enemy area.

**STANDARD:** Locate and photograph enemy positions in assigned sectors, including support and storage bases and command and control facilities. Visual checks are conducted when possible. The enemy is not engaged. Priority intelligence requests and other information requirements (IRs) are reported to OPFOR HQ.

**ELEMENTS:** Company Headquarters  
DS Company MI Battalion

**TASK: Prepare Equipment Reception Team for Tactical Road March (63-2-8013.34-0001)**

(FM 100-14)  
(FM 4-01.011)

(FM 4-01.30)

(FM 63-2)

**ITERATION:** 1 2 3 4 5 M (Circle)

**COMMANDER/LEADER ASSESSMENT:** T P U (Circle)

**CONDITIONS:** The unit has received a movement order from the battalion intelligence officer (S2) or battalion operations officer (S3) to move from the seaport of debarkation (SPOD) marshaling area to the theater staging base or tactical assembly area. The unit's vehicles have been offloaded and are operational. Movement can occur in a field or military operations on urbanized terrain environment. The movement control team has provided routes of march and a movement schedule. Area reconnaissance and coordination for fire support and medical evacuation support have been accomplished by the S2 or S3. Higher headquarters and unit tactical standing operating procedures (TSOP) are available. The unit march commander has been designated. Strip maps are provided by higher headquarters staff element. Some iterations of this task should be performed in mission-oriented protective posture (MOPP4).

**TASK STANDARDS:** Equipment reception team is ready to cross start point (SP) no later than time prescribed in movement order.

TASK STEPS AND PERFORMANCE MEASURES	GO	NO-GO
<ol style="list-style-type: none"> <li>1. Equipment reception team prepares vehicles and equipment.                             <ol style="list-style-type: none"> <li>a. Removes all unit identification markings on vehicles.</li> <li>b. Covers all reflective surfaces of all vehicles or cargo with available materials.</li> <li>c. Hardens all vehicles using sandbags and/or other authorized materials.</li> <li>d. Places antennas at lowest height.</li> <li>e. Turns radio volume and squelch to lowest operational setting consistent with operational requirements.</li> <li>f. Sets squelch setting "on" and call-light "off" when operating at night.</li> <li>g. Attaches radio frequency tags to vehicles.</li> </ol> </li> <li>*2. Convoy commander and leaders organize convoy.                             <ol style="list-style-type: none"> <li>a. Assign vehicle positions with the heavier, slower vehicles placed first.</li> <li>b. Assign Force XXI battle command brigade and below (FBCB2) equipped vehicles as control vehicles without setting a pattern.</li> <li>c. Assign recovery vehicle(s) positions where they can move to disabled vehicles without disrupting convoy movement.</li> <li>d. Assign hardened vehicle(s) with crew-served weapons interspersed throughout the convoy.</li> <li>e. Assign passenger locations where all unit personnel have a position and semiautomatic and automatic weapons are alternated throughout the convoy to cover front, rear, and flanks.</li> <li>f. Assign soldiers to air guard duties with specific search sectors covering 360 degrees.</li> </ol> </li> </ol>		

TASK STEPS AND PERFORMANCE MEASURES	GO	NO-GO
<ul style="list-style-type: none"> <li>g. Request sufficient number of recovery vehicles and mechanics to assign to trail party element.</li> <li>h. Provide vehicle position listing with locations of all vehicles to the trail party leader.</li> <li>i. Open FBCB2 and radio network(s).</li> <li>*3. March commander and leaders conduct premovement inspections.               <ul style="list-style-type: none"> <li>a. Inspect personnel and equipment for compliance with commander's guidance.</li> <li>b. Inspect organizational equipment for accountability and serviceability.</li> <li>c. Inspect vehicles, trailers, and loads for serviceability, proper stowing, and security.</li> <li>d. Forward personnel and equipment status to commander and higher headquarters staff element.</li> </ul> </li> <li>*4. Convoy commander conducts briefings for convoy personnel.               <ul style="list-style-type: none"> <li>a. Provides strip maps to each vehicle driver.</li> <li>b. Briefs convoy chain of command.</li> <li>c. Briefs convoy route.</li> <li>d. Prescribes the rate of march and catch-up speeds.</li> <li>e. Briefs vehicle intervals.</li> <li>f. Identifies scheduled halts, to include convoy support centers.</li> <li>g. Briefs safety, accident, and breakdown procedures.</li> <li>h. Briefs immediate action security measures.</li> <li>i. Briefs blackout condition procedures.</li> <li>j. Identifies location of medical support.</li> <li>k. Identifies location of maintenance support.</li> <li>l. Provides location and identification of destination.</li> <li>m. Briefs arm and hand signals.</li> <li>n. Briefs radio frequencies and call signs for control personnel, fire support elements, and medical evacuation support.</li> </ul> </li> <li>5. Equipment reception team prepares to cross SP.               <ul style="list-style-type: none"> <li>a. Positions all vehicles in accordance with convoy commander's instructions.</li> <li>b. Clears all individual and crew-served weapons.</li> <li>c. Posts air guards in positions designated by march commander.</li> <li>d. Posts security guards to maintain 360-degree surveillance.</li> <li>e. Forwards movement readiness report to S2 and S3 using FBCB2, radio, or messenger.</li> </ul> </li> </ul>		

TASK PERFORMANCE / EVALUATION SUMMARY BLOCK							
ITERATION	1	2	3	4	5	M	TOTAL
TOTAL TASK STEPS EVALUATED							
TOTAL TASK STEPS "GO"							
TRAINING STATUS "GO"/"NO-GO"							

\* indicates a leader task step.

SUPPORTING INDIVIDUAL TASKS

Task Number	Task Title	References
551-88N-0002(SL2)	Prepare for Unit Movement	STP 21-24-SMCT
551-88N-0004(SL3)	Coordinate Unit Movement	STP 21-24-SMCT
850-001-2000(SL2)	Employ Accident Prevention Measures and Risk Management Process	STP 21-24-SMCT

SUPPORTING COLLECTIVE TASKS: None

OPFOR TASKS AND STANDARDS

**TASK: Conduct Air Attacks (34-OPFOR-1006)**

**CONDITION:** Opposing force (OPFOR) elements in the rear area have forwarded the coordinates of enemy facilities and elements. OPFOR aircraft have been dispatched to attack enemy installations or convoys.

**STANDARD:** Locate support sites, command and control facilities, and/or convoys. Conduct attack runs on designated targets. Enemy equipment, supplies, and vehicles are destroyed and enemy personnel are killed.

**TASK: Conduct Aerial Reconnaissance (34-OPFOR-1007)**

**CONDITION:** OPFOR HQ requires intelligence on the location and identification of enemy elements. Aircraft is dispatched to take photographs and conduct a visual inspection of enemy area.

**STANDARD:** Locate and photograph enemy positions in assigned sectors, including support and storage bases and command and control facilities. Visual checks are conducted when possible. The enemy is not engaged. Priority intelligence requests and other information requirements (IRs) are reported to OPFOR HQ.

**ELEMENTS:** Company Headquarters  
 Operations Platoon Headquarters  
 DS Company MI Battalion

**TASK: Perform Redeployment Personnel and Administrative Actions (63-2-8014.34-0001)**  
 (FM 100-17) (FM 4-01.011)

**ITERATION:** 1 2 3 4 5 M (Circle)

**COMMANDER/LEADER ASSESSMENT:** T P U (Circle)

**CONDITIONS:** The unit is located in the tactical assembly area and receives a warning order (WARNO) to redeploy to home station. Some personnel and administrative actions are initiated in the tactical assembly area and completed in the redeployment assembly area. The unit is redeploying as part of a higher headquarters redeployment. The adjutant (S1) has provided a soldier readiness processing schedule to the commander. The S1 has coordinated for area support group contact team support. The redeployment movement plan is available. The unit has a unit movement officer (UMO). Preparation activities for redeployment are performed day or night under all environmental conditions. Some iterations of this task should be performed in mission-oriented protective posture level 4 (MOPP4).

**TASK STANDARDS:** Redeployment soldier readiness processing activities are accomplished in accordance with redeployment movement plan, S1 soldier readiness processing schedule, and commander's guidance.

TASK STEPS AND PERFORMANCE MEASURES	GO	NO-GO
<p><b>*1.</b> Commander directs personnel and administrative redeployment activities.</p> <ul style="list-style-type: none"> <li>a. Coordinates with S1 to identify personnel and administrative requirements for redeployment.</li> <li>b. Designates higher headquarters advance party representatives and seaport of embarkment team.</li> <li>c. Briefs unit leaders on personnel and administrative requirements for redeployment.</li> <li>d. Provides personnel and administrative processing schedule to unit headquarters.</li> <li>e. Directs the unit headquarters to develop a unit personnel and administrative processing schedule.</li> <li>f. Forwards list of personnel unable to redeploy to S1.</li> <li>g. Forwards list of personnel redeploying as individuals.</li> <li>h. Directs personnel to complete personnel and administrative requirements for redeployment.</li> <li>i. Approves award and decoration recommendations.</li> <li>j. Coordinates with S1 for personnel and administrative support.</li> <li>k. Briefs higher headquarters commander on status of personnel and administrative actions.</li> </ul>		



TASK STEPS AND PERFORMANCE MEASURES	GO	NO-GO
<p><b>2.</b> Headquarters supervises redeployment personnel and administrative actions.</p> <ul style="list-style-type: none"> <li><b>a.</b> Develops unit personnel and administrative processing schedule based on the redeployment movement plan, S1 soldier readiness processing schedule, and commander's guidance.</li> <li><b>b.</b> Distributes unit personnel and administrative processing schedule to platoons and sections.</li> <li><b>c.</b> Monitors personnel and administrative processing to ensure personnel complete actions.</li> <li><b>d.</b> Verifies redeployment records are updated prior to soldier's departure from theater.</li> </ul> <p><b>3.</b> Headquarters performs personnel redeployment processing functions.</p> <ul style="list-style-type: none"> <li><b>a.</b> Identifies course of action for soldiers not eligible for redeployment, to include temporary gaining command, transfer procedures, and administrative requirements.</li> <li><b>b.</b> Provides list of soldiers eligible and not eligible for redeployment.</li> <li><b>c.</b> Provides redeploying soldiers medical, dental, and personnel records for redeployment processing.</li> <li><b>d.</b> Provides necessary forms to unit personnel for redeployment processing.</li> <li><b>e.</b> Dispatches all soldiers updated records back to the unit's home station before soldiers depart.</li> <li><b>f.</b> Sends records to home station on different conveyance from soldiers.</li> <li><b>g.</b> Completes personnel and administrative requirements for deployment.</li> <li><b>h.</b> Prepares passenger manifest.</li> <li><b>i.</b> Processes recommendations for decorations and awards.</li> <li><b>j.</b> Completes evaluation reports for eligible soldiers who are scheduled to redeploy individually.</li> <li><b>k.</b> Inputs status changes and other actions to pay and personnel systems.</li> <li><b>l.</b> Coordinates with the S1 for personnel and administrative support.</li> <li><b>m.</b> Briefs commander on personnel and administrative actions.</li> </ul> <p><b>*4.</b> Supervise personnel and administrative actions.</p> <ul style="list-style-type: none"> <li><b>a.</b> Direct personnel to complete personnel and administrative actions.</li> <li><b>b.</b> Monitor personnel and administrative processing to ensure personnel complete all administrative actions.</li> <li><b>c.</b> Submit performance reports, award and decoration recommendations, and other personnel actions to the commander for approval or certification.</li> <li><b>d.</b> Coordinate with unit headquarters for personnel and administrative support.</li> <li><b>e.</b> Submit records and reports to unit headquarters in accordance with the redeployment movement plan.</li> <li><b>f.</b> Brief commander on personnel and administrative actions.</li> <li><b>g.</b> Brief personnel on personnel and administrative requirements.</li> </ul>		

TASK PERFORMANCE / EVALUATION SUMMARY BLOCK							
ITERATION	1	2	3	4	5	M	TOTAL
TOTAL TASK STEPS EVALUATED							
TOTAL TASK STEPS "GO"							
TRAINING STATUS "GO"/"NO-GO"							

\* indicates a leader task step.

SUPPORTING INDIVIDUAL TASKS

Task Number	Task Title	References
805C-PAD-2044(SL2)	Recommend Individual for Award and/or Decoration	STP 21-24-SMCT
805C-PAD-2461(SL2)	Maintain Accountability of Personnel (Status Report)	STP 21-24-SMCT

SUPPORTING COLLECTIVE TASKS: None

OPFOR TASKS AND STANDARDS

**TASK: Conduct Aerial Reconnaissance (34-OPFOR-1007)**

**CONDITION:** Opposing force (OPFOR) HQ requires intelligence on the location and identification of enemy elements. Aircraft is dispatched to take photographs and conduct a visual inspection of enemy area.

**STANDARD:** Locate and photograph enemy positions in assigned sectors, including support and storage bases and command and control facilities. Visual checks are conducted when possible. The enemy is not engaged. Priority intelligence requests and other information requirements (IRs) are reported to OPFOR HQ.

**ELEMENTS:** Company Headquarters  
 Operations Platoon Headquarters  
 DS Company MI Battalion

**TASK: Perform Redeployment Training Activities (63-2-8015.34-0001)**  
 (FM 100-17) (FM 4-01.011)

**ITERATION:** 1 2 3 4 5 M (Circle)

**COMMANDER/LEADER ASSESSMENT:** T P U (Circle)

**CONDITIONS:** The unit is preparing for redeployment to home station. Sufficient time exists for the unit to conduct redeployment training. Training support is available to train unit personnel in U.S. Bureau of Customs and Border Protection (CBP), U.S. Department of Agriculture (USDA), and other redeployment requirements. Training is conducted in the tactical assembly area/redeployment assembly area. The redeployment movement plan, higher headquarters redeployment operation order (OPORD), and training records are available. The unit has a unit movement officer (UMO) and alternate. The unit is redeploying as part of a higher headquarters redeployment. Redeployment training activities are performed day or night under all environmental conditions. Some iterations of this task should be performed in mission-oriented protective posture level 4 (MOPP4).

**TASK STANDARDS:** Redeployment training is accomplished in accordance with the training schedule and commander's guidance.

TASK STEPS AND PERFORMANCE MEASURES	GO	NO-GO
<p><b>*1.</b> Commander directs redeployment training activities.</p> <ul style="list-style-type: none"> <li><b>a.</b> Identifies redeployment training requirements by reviewing the redeployment movement plan and higher headquarters redeployment OPORD in coordination with the higher headquarters staff personnel.</li> <li><b>b.</b> Directs training officer to develop a unit training schedule to correct training deficiencies.</li> <li><b>c.</b> Designates personnel to receive redeployment training.</li> <li><b>d.</b> Briefs higher headquarters commander on status of redeployment training.</li> <li><b>e.</b> Completes verification statement and checklists indicating the status of the unit.</li> </ul> <p><b>*2.</b> Training officer/noncommissioned officer (NCO) supervises redeployment training activities.</p> <ul style="list-style-type: none"> <li><b>a.</b> Develops training schedule based on redeployment OPORD, specialized training requirements identified by higher headquarters, and commander's guidance.</li> <li><b>b.</b> Coordinates with battalion intelligence officer (S2) and battalion operations officer (S3) for training support.</li> <li><b>c.</b> Provides training schedule to S2, S3, and unit leaders.</li> <li><b>d.</b> Provides stress control and family support reorientation briefings and higher headquarters directives.</li> <li><b>e.</b> Ensures appropriate training is provided to personnel.</li> <li><b>f.</b> Briefs commander on status of redeployment training.</li> </ul>		

TASK STEPS AND PERFORMANCE MEASURES	GO	NO-GO
<p><b>*3.</b> Perform redeployment training activities.</p> <p><b>a.</b> Coordinate with unit movement officer for required training support.</p> <p><b>b.</b> Conduct training in accordance with training schedule.</p> <p><b>c.</b> Annotate training results on individual and team training records.</p>		

TASK PERFORMANCE / EVALUATION SUMMARY BLOCK							
ITERATION	1	2	3	4	5	M	TOTAL
TOTAL TASK STEPS EVALUATED							
TOTAL TASK STEPS "GO"							
TRAINING STATUS "GO"/"NO-GO"							

\* indicates a leader task step.

**SUPPORTING INDIVIDUAL TASKS**

Task Number	Task Title	References
805C-PAD-1245(SL4)	Support Unit and Family Readiness Through the Army Family Team Building (AFTB) Program	STP 21-24-SMCT
805C-PAD-2461(SL2)	Maintain Accountability of Personnel (Status Report)	STP 21-24-SMCT

SUPPORTING COLLECTIVE TASKS: None

**OPFOR TASKS AND STANDARDS**

**TASK: Conduct Aerial Reconnaissance (34-OPFOR-1007)**

**CONDITION:** Opposing force (OPFOR) HQ requires intelligence on the location and identification of enemy elements. Aircraft is dispatched to take photographs and conduct a visual inspection of enemy area.

**STANDARD:** Locate and photograph enemy positions in assigned sectors, including support and storage bases and command and control facilities. Visual checks are conducted when possible. The enemy is not engaged. Priority intelligence requests and other information requirements (IRs) are reported to OPFOR HQ.

**ELEMENTS:** Company Headquarters  
DS Company MI Battalion

**TASK: Perform Redeployment Supply Activities (63-2-8016.34-0001)**  
(FM 100-17) (FM 4-01.011)

**ITERATION:** 1 2 3 4 5 M (Circle)

**COMMANDER/LEADER ASSESSMENT:** T P U (Circle)

**CONDITIONS:** The unit is preparing for redeployment to home station. Vehicles, equipment, and supplies are available to resupply units redeploying. Redeployment supply activities are accomplished in the tactical assembly area and redeployment assembly area. The tactical standing operating procedures (TSOP), redeployment movement plan, and higher headquarters redeployment operation order (OPORD) are available. The unit is redeploying as part of a higher headquarters deployment. Redeployment supply activities are performed day or night under all environmental conditions. Some iterations of this task should be performed in mission-oriented protective posture level 4 (MOPP4).

**TASK STANDARDS:** Redeployment supply activities are accomplished in accordance with the redeployment movement plan, TSOP, higher headquarters redeployment OPORD, and commander's guidance.

TASK STEPS AND PERFORMANCE MEASURES	GO	NO-GO
<p><b>*1.</b> Commander directs redeployment supply activities.</p> <ul style="list-style-type: none"> <li>a. Identifies vehicles and equipment to be left in country.</li> <li>b. Identifies vehicles and equipment required to reconstitute the unit before or after redeployment.</li> <li>c. Coordinates with the battalion supply officer (S4) for issue of vehicles, equipment, and supplies required to resupply the unit.</li> <li>d. Identifies supplies and equipment needed to redeploy to home station by reviewing the redeployment movement plan, redeployment OPORD, and coordination with S4.</li> <li>e. Directs unit leaders to turn in vehicles, ammunition, supplies, and equipment to be left in country.</li> <li>f. Directs unit leaders to provide supply and equipment requests to supply section.</li> <li>g. Directs supply section to turn in excess supplies and equipment.</li> <li>h. Inspects area and facilities to ensure excess vehicles, equipment, and supplies have been turned in.</li> <li>i. Briefs higher headquarters commander on supply status.</li> </ul> <p><b>2.</b> Perform redeployment supply activities.</p> <ul style="list-style-type: none"> <li>a. Identify shortages of vehicles, supplies, and equipment by conducting inventories and reviewing deployment equipment list.</li> <li>b. Identify shortages by inventorying organizational clothing and individual equipment.</li> <li>c. Submit requests for vehicles, supplies, and equipment to supply section.</li> </ul>		

TASK STEPS AND PERFORMANCE MEASURES	GO	NO-GO
<p>3. Headquarters provides supply support.</p> <ul style="list-style-type: none"> <li>a. Provides a copy of the deployment equipment list to platoons and sections.</li> <li>b. Submits request for supplies and equipment to S4.</li> <li>c. Coordinates with S4 to resolve, cancel, or validate outstanding requisitions.</li> <li>d. Submits changes of the "ship to" address to reflect home station address for all outstanding requisitions.</li> <li>e. Coordinates with commander or S4 for transportation and material handling equipment support to turn in, pick up, issue, and/or pack ammunition, equipment, and supplies.</li> <li>f. Coordinates with S4 for U.S. Bureau of Customs and Border Protection (CBP) and U.S. Department of Agriculture (USDA) inspection schedule and procedures.</li> <li>g. Inspects issued vehicles and equipment for serviceability and completeness.</li> <li>h. Issues vehicles, equipment, and supplies to appropriate platoons/sections.</li> <li>i. Secures unissued supplies and equipment.</li> <li>j. Turns in equipment, supplies, and hazardous material to designated facility.</li> <li>k. Briefs commander on supply status.</li> </ul>		

TASK PERFORMANCE / EVALUATION SUMMARY BLOCK							
ITERATION	1	2	3	4	5	M	TOTAL
TOTAL TASK STEPS EVALUATED							
TOTAL TASK STEPS "GO"							
TRAINING STATUS "GO"/"NO-GO"							

\* indicates a leader task step.

SUPPORTING INDIVIDUAL TASKS

Task Number	Task Title	References
091-CLT-3009(SL4)	Supervise Maintenance Operations	STP 21-24-SMCT
091-CLT-4029(SL2)	Supervise Preventive Maintenance Checks and Services (PMCS)	STP 21-24-SMCT
101-92Y-0001(SL4)	Supervise Supply Activities	STP 21-24-SMCT

SUPPORTING COLLECTIVE TASKS: None

OPFOR TASKS AND STANDARDS

**TASK: Conduct Aerial Reconnaissance (34-OPFOR-1007)**

**CONDITION:** Opposing force (OPFOR) HQ requires intelligence on the location and identification of enemy elements. Aircraft is dispatched to take photographs and conduct a visual inspection of enemy area.

**STANDARD:** Locate and photograph enemy positions in assigned sectors, including support and storage bases and command and control facilities. Visual checks are conducted when possible. The enemy is not engaged. Priority intelligence requests and other information requirements (IRs) are reported to OPFOR HQ.

**ELEMENTS:** Company Headquarters  
 DS Company MI Battalion  
 Operations Platoon Headquarters

**TASK: Perform Redeployment Maintenance Activities (63-2-8017.34-0001)**  
 (FM 100-17) (FM 4-01.011)

**ITERATION:** 1 2 3 4 5 M (Circle)

**COMMANDER/LEADER ASSESSMENT:** T P U (Circle)

**CONDITIONS:** The unit is preparing for redeployment to home station. The commander has designated a motor officer. Required tools, equipment, and personnel are available. Maintenance support teams are available in the tactical assembly area and redeployment assembly area. The maintenance standing operating procedures (SOP) are available. The unit is redeploying as part of a higher headquarters redeployment. Redeployment maintenance is performed day or night under all environmental conditions. Some iterations of this task should be performed in mission-oriented protective posture level 4 (MOPP4).

**TASK STANDARDS:** Redeployment maintenance is accomplished in accordance with the maintenance SOP and commander's guidance.

TASK STEPS AND PERFORMANCE MEASURES	GO	NO-GO
<p><b>*1.</b> Commander directs redeployment maintenance activities.</p> <ul style="list-style-type: none"> <li>a. Identifies redeployment maintenance requirements.</li> <li>b. Monitors maintenance activities for compliance with the maintenance SOP and commander's guidance.</li> <li>c. Approves the use of controlled exchange when required repair parts are not available.</li> <li>d. Checks material condition status report for accuracy and completeness.</li> <li>e. Forwards material condition status report to the battalion supply officer (S4).</li> <li>f. Coordinates with S4 for maintenance support.</li> <li>g. Prioritizes repair of vehicles and equipment.</li> <li>h. Enforces safety procedures.</li> <li>i. Enforces environmental stewardship procedures.</li> </ul> <p><b>*2.</b> Motor officer and/or motor sergeant supervise(s) redeployment maintenance activities.</p> <ul style="list-style-type: none"> <li>a. Identifies unit operational readiness levels by reviewing vehicle and equipment status reports, preventive maintenance checks and services (PMCS), and redeployment maintenance checks.</li> <li>b. Prepares material condition status report in accordance with AR 220-1 and AR 700-138.</li> <li>c. Submits current material condition status report to commander.</li> <li>d. Submits request for maintenance support teams (MSTs) to commander.</li> <li>e. Submits request for controlled exchanges to commander for approval.</li> <li>f. Designates unit maintenance personnel to assist MSTs.</li> <li>g. Directs calibration of tools.</li> </ul>		

TASK STEPS AND PERFORMANCE MEASURES	GO	NO-GO
<ul style="list-style-type: none"> <li>h. Verifies prescribed load list inventory by conducting spot checks.</li> <li>i. Verifies completion of repairs by reviewing maintenance records.</li> <li>j. Coordinates with S4 to identify status of vehicles and equipment in support maintenance.</li> <li>k. Coordinates with S4 for disposition instructions for nonrepairable vehicles.</li> <li>l. Briefs the commander on maintenance status of vehicles and equipment.</li> <li>m. Issues and/or reissues military drivers and equipment licenses to unit personnel.</li> <li>n. Enforces safety procedures.</li> <li>o. Enforces environmental stewardship procedures.</li> </ul> <p>3. Headquarters performs organizational maintenance activities.</p> <ul style="list-style-type: none"> <li>a. Calibrates tools.</li> <li>b. Inspects equipment in accordance with technical manuals.</li> <li>c. Records all deficiencies on equipment inspection worksheets.</li> <li>d. Corrects unit-level maintenance deficiencies.</li> <li>e. Forwards requests for direct support maintenance to the supporting maintenance facility.</li> <li>f. Requests required repair.</li> <li>g. Repairs equipment.</li> <li>h. Requests approval for controlled exchange through motor officer or sergeant when required repair parts are not available.</li> <li>i. Performs controlled exchange.</li> <li>j. Performs final inspection to ensure quality control of repairs.</li> <li>k. Conducts inventory of prescribed load list to confirm shortages.</li> <li>l. Submits request for prescribed load list replenishment to motor sergeant.</li> <li>m. Performs technical inspections of replacement equipment.</li> <li>n. Releases equipment to appropriate platoon or section.</li> <li>o. Employs safety procedures.</li> <li>p. Employs environmental stewardship procedures.</li> </ul> <p>4. Headquarters conducts transactions with MST.</p> <ul style="list-style-type: none"> <li>a. Identifies vehicles and equipment that require MST support.</li> <li>b. Prepares required documentation for submission to MST.</li> <li>c. Delivers vehicles and equipment to MST.</li> <li>d. Picks up equipment from MST upon notification repairs are completed.</li> <li>e. Notifies owning element to pick up vehicles and equipment.</li> </ul>		



TASK STEPS AND PERFORMANCE MEASURES	GO	NO-GO
<p><b>*5.</b> Supervise redeployment operator maintenance activities.</p> <ul style="list-style-type: none"> <li>a. Monitor performance of PMCS and redeployment maintenance.</li> <li>b. Inspect vehicles, weapons, and equipment to ensure compliance with appropriate technical manuals and commander's guidance.</li> <li>c. Provide input for material condition status report to motor officer.</li> <li>d. Enforce safety procedures.</li> <li>e. Enforce environmental stewardship procedures.</li> </ul>		

TASK PERFORMANCE / EVALUATION SUMMARY BLOCK							
ITERATION	1	2	3	4	5	M	TOTAL
TOTAL TASK STEPS EVALUATED							
TOTAL TASK STEPS "GO"							
TRAINING STATUS "GO"/"NO-GO"							

\* indicates a leader task step.

**SUPPORTING INDIVIDUAL TASKS**

Task Number	Task Title	References
091-CLT-3009(SL4)	Supervise Maintenance Operations	STP 21-24-SMCT
091-CLT-4029(SL2)	Supervise Preventive Maintenance Checks and Services (PMCS)	STP 21-24-SMCT
850-001-2000(SL2)	Employ Accident Prevention Measures and Risk Management Process	STP 21-24-SMCT

SUPPORTING COLLECTIVE TASKS: None

**OPFOR TASKS AND STANDARDS**

**TASK: Conduct Aerial Reconnaissance (34-OPFOR-1007)**

**CONDITION:** Opposing force (OPFOR) HQ requires intelligence on the location and identification of enemy elements. Aircraft is dispatched to take photographs and conduct a visual inspection of enemy area.

**STANDARD:** Locate and photograph enemy positions in assigned sectors, including support and storage bases and command and control facilities. Visual checks are conducted when possible. The enemy is not engaged. Priority intelligence requests and other information requirements (IRs) are reported to OPFOR HQ.

**ELEMENTS:** Company Headquarters  
 DS Company MI Battalion  
 Operations Platoon Headquarters

**TASK: Prepare Vehicles and Equipment for Redeployment (63-2-8018.34-0001)**  
 (FM 100-17) (FM 4-01.011)

**ITERATION:** 1 2 3 4 5 M (Circle)

**COMMANDER/LEADER ASSESSMENT:** T P U (Circle)

**CONDITIONS:** The unit receives a movement directive to redeploy to home station. Preparation of vehicles and equipment for redeployment is performed in the tactical/redeployment assembly area and aerial/seaport of embarkation (A/SPOE) unit marshaling area. A railhead is available. Packing and crating, weighing and loading, vehicle- and equipment-cleaning, and rail-loading teams have been designated. Transportation support, railcars, weighing scales, packing materials, material handling equipment, shipping containers, inserts, pallets and other equipment preparation and loading materials are available. The movement directive, redeployment movement plan and higher headquarters redeployment operation order (OPORD) are available. The unit has a unit movement officer (UMO) and alternate. The unit is redeploying as part of a higher headquarters redeployment. Equipment preparation is performed day or night under all environmental conditions. Some iterations of this task should be performed in mission-oriented protective posture level 4 (MOPP4).

**TASK STANDARDS:** Vehicles and equipment are prepared for redeployment and loaded for movement to A/SPOE in accordance with the redeployment movement plan and commander's guidance.

TASK STEPS AND PERFORMANCE MEASURES	GO	NO-GO
<p>*1. Commander directs vehicle and equipment preparation activities.</p> <ul style="list-style-type: none"> <li>a. Identifies equipment and supplies to be redeployed.</li> <li>b. Identifies personnel, equipment, and vehicles scheduled to move to the A/SPOE by road or rail.</li> <li>c. Designates a unit marshaling area.</li> <li>d. Coordinates with the battalion intelligence officer (S2) or battalion operations officer (S3) for U.S. Department of Agriculture (USDA) and U.S. Bureau of Customs and Border Protection (CBP) contact team support.</li> <li>e. Coordinates with the battalion supply officer (S4) for transportation support to A/SPOE.</li> <li>f. Inspects area to ensure all excess vehicles, equipment, and supplies have been turned in.</li> <li>g. Notifies the S2 and S3 when vehicles and containers are loaded and ready to move.</li> </ul>		

TASK STEPS AND PERFORMANCE MEASURES	GO	NO-GO
<p><b>*2.</b> UMO supervises vehicle and equipment preparation activities.</p> <p><b>a.</b> Coordinates with theater Army movement control activity/movement control team and the transportation coordinator's automated command and control information system site for deployment equipment list, military shipping labels, and documents.</p> <hr/> <p><b>Note:</b> If the unit did not deploy with a deployment equipment list produced by the transportation coordinator's automated command and control information system, a deployment equipment list will be generated based on the unit property book and vehicle and secondary load lists.</p> <hr/> <p><b>b.</b> Updates automated unit equipment list (AUEL) to reflect vehicles, equipment, and supplies to be redeployed.</p> <p><b>c.</b> Updates AUEL to reflect actual weights.</p> <p><b>d.</b> Inputs updated AUEL into the transportation coordinator's automated command and control information system.</p> <p><b>e.</b> Provides theater Army movement control activity/movement control team and/or S4 with information on oversize and overweight vehicles, equipment, and cargo requiring special handling.</p> <p><b>f.</b> Coordinates with transportation coordinator's automated command and control information system site for deployment equipment list, blocking, bracing, packing, crating, and tie-down material requirements lists; vehicle-/rail-loading plans and schedules; special hauling permit requests; military shipping labels; and convoy clearance requests.</p> <p><b>g.</b> Coordinates with S4 for packing materials, weighing scales, material handling equipment, containers, inserts, pallets, and other equipment preparation and loading materials.</p> <p><b>h.</b> Coordinates with S4 for radio frequency tags for sensitive or classified cargo.</p> <p><b>i.</b> Coordinates with USDA and CBP contact team leaders for vehicle and equipment packing, loading, and cleaning instructions early in the preparation process.</p> <p><b>j.</b> Provides unit leaders with a vehicle- and equipment-cleaning schedule.</p> <p><b>k.</b> Provides unit leaders with redeployment forms, shipping labels, and documents.</p> <p><b>l.</b> Coordinates container pickup with S4.</p> <p><b>m.</b> Provides special instructions to packing and crating teams.</p> <p><b>n.</b> Provides container-packing schedule to unit leaders and customs contact team.</p> <p><b>o.</b> Identifies transportation support requirements.</p> <p><b>p.</b> Coordinates with S4 for movement of vehicles and equipment to rail-loading site.</p> <p><b>q.</b> Provides rail-loading plan to rail-loading team chief.</p> <p><b>r.</b> Provides rail-loading team proper tools to conduct rail loadout.</p>		

TASK STEPS AND PERFORMANCE MEASURES	GO	NO-GO
<ul style="list-style-type: none"> <li>s. Coordinates with S4 or theater Army movement control activity/movement control team officials for port call message and verification of redeployment movement plan, and A/SPOE requirements and procedures.</li> <li>t. Briefs commander on status of preparation of vehicles and equipment for deployment.</li> </ul> <p><b>*3.</b> Supervise preparation of unit elements for redeployment.</p> <ul style="list-style-type: none"> <li>a. Verify adequate space has been allowed for personal items and secondary loads by reviewing loading plans.</li> <li>b. Revise loading plans.</li> <li>c. Monitor packing and loading.</li> <li>d. Direct personnel to deliver vehicles and equipment to the vehicle and equipment cleaning site.</li> <li>e. Monitor vehicle and equipment-cleaning operations to ensure vehicles and equipment are cleaned.</li> <li>f. Inspect area to ensure all equipment to be redeployed has been packed and/or loaded.</li> <li>g. Inspect area to ensure all excess vehicles, equipment, and supplies have been turned in.</li> <li>h. Inspect internal loads to ensure loads are secure.</li> <li>i. Notify UMO of any load plan revisions.</li> <li>j. Enforce safety procedures.</li> <li>k. Enforce environmental stewardship protective procedures.</li> </ul> <p><b>*4.</b> Movement officer maintains an up-to-date AUEL.</p> <ul style="list-style-type: none"> <li>a. Conducts physical inventory of vehicles and equipment to be redeployed to verify accuracy of AUEL.</li> <li>b. Revises AUEL.</li> <li>c. Submits AUEL changes to theater Army movement control activity/movement control team.</li> </ul> <p><b>5.</b> Packing and crating teams prepare equipment for redeployment.</p> <ul style="list-style-type: none"> <li>a. Pack hazardous materials.</li> <li>b. Prepare container packing lists and shipping documents.</li> <li>c. Distribute container packing lists and shipping documents.</li> <li>d. Mark containers.</li> <li>e. Assist container pickup crew in loading operations.</li> <li>f. Employ safety procedures.</li> <li>g. Employ environmental stewardship protective procedures.</li> </ul>		

TASK STEPS AND PERFORMANCE MEASURES	GO	NO-GO
<p><b>6.</b> Vehicle and equipment cleaning team cleans vehicles and equipment for redeployment.</p> <ul style="list-style-type: none"> <li>a. Guides vehicles into cleaning site.</li> <li>b. Cleans vehicles and equipment.</li> <li>c. Reports completion of vehicle and equipment cleaning operations to UMO.</li> </ul> <p><b>7.</b> Prepare vehicles, equipment, and personal gear for redeployment.</p> <ul style="list-style-type: none"> <li>a. Turn in excess vehicles, equipment, and supplies to supply sergeant.</li> <li>b. Pack personal gear.</li> <li>c. Mark and/or tag personal gear and equipment.</li> <li>d. Move equipment to be packed in containers to the container-packing area.</li> <li>e. Load vehicles.</li> <li>f. Place radio frequency tags on sensitive/classified cargo and/or vehicles.</li> <li>g. Deliver vehicles and equipment to the vehicle and equipment cleaning site.</li> <li>h. Move vehicles to marshaling area.</li> <li>i. Employ safety procedures.</li> <li>j. Employ environmental stewardship protective procedures.</li> </ul> <p><b>8.</b> Weighing and marking team weighs and marks vehicles for deployment.</p> <ul style="list-style-type: none"> <li>a. Sets up weighing and marking.</li> <li>b. Guides vehicles onto scales as they arrive.</li> <li>c. Identifies vehicle gross weight.</li> <li>d. Identifies vehicle axle weights (air movement only).</li> <li>e. Computes vehicle center of balance based on axle weights (air movement only).</li> <li>f. Marks center of balance on vehicles.</li> <li>g. Reports gross weights for each deploying vehicle to movement officer.</li> <li>h. Tears down weighing and marking area.</li> <li>i. Returns vehicle-weighing scales.</li> </ul> <p><b>9.</b> Prepare vehicles and equipment for movement to A/SPOE or rail-loading site.</p> <ul style="list-style-type: none"> <li>a. Stage vehicles for convoy.</li> <li>b. Correct loading deficiencies.</li> <li>c. Recompute center of gravity (air movement only).</li> <li>d. Re-mark center of gravity on vehicles (air movement only).</li> <li>e. Mark vehicles for movement to A/SPOE.</li> <li>f. Place military shipping labels on vehicles and equipment.</li> </ul>		

TASK STEPS AND PERFORMANCE MEASURES	GO	NO-GO
<ul style="list-style-type: none"> <li>g. Move designated vehicles and equipment to the rail-loading site.</li> <li>h. Prepare convoy for movement to A/SPOE.</li> <li>i. Notify movement officer that vehicles are ready to cross start point (SP) for convoy to A/SPOE.</li> </ul> <p><b>*10.</b> Rail-loading team supervises rail-loading activities.</p> <ul style="list-style-type: none"> <li>a. Conducts safety briefing for unit personnel at the rail-loading site.</li> <li>b. Coordinates with UMO for rail-loading plans.</li> <li>c. Coordinates with UMO to identify special rail-loading requirements.</li> <li>d. Verifies the presence of rail guards by conducting roll call.</li> <li>e. Verifies the presence of manifested vehicles and equipment by conducting physical inventory.</li> <li>f. Provides cargo manifest to conductor.</li> <li>g. Inspects vehicles and equipment for military shipping labels and proper markings.</li> <li>h. Notifies commander when rail loading is complete.</li> <li>i. Enforces safety procedures.</li> <li>j. Enforces environmental stewardship protective procedures.</li> </ul> <p><b>11.</b> Rail-loading team performs rail loading.</p> <ul style="list-style-type: none"> <li>a. Stages vehicles.</li> <li>b. Loads vehicles and equipment on railcars.</li> <li>c. Secures vehicles and equipment.</li> <li>d. Notifies rail-loading team loading is complete.</li> <li>e. Employs safety procedures.</li> <li>f. Employs environmental stewardship protective procedures.</li> </ul>		

TASK PERFORMANCE / EVALUATION SUMMARY BLOCK							
ITERATION	1	2	3	4	5	M	TOTAL
TOTAL TASK STEPS EVALUATED							
TOTAL TASK STEPS "GO"							
TRAINING STATUS "GO"/"NO-GO"							

\* indicates a leader task step.

**SUPPORTING INDIVIDUAL TASKS**

Task Number	Task Title	References
091-CLT-3009(SL4)	Supervise Maintenance Operations	STP 21-24-SMCT
091-CLT-4029(SL2)	Supervise Preventive Maintenance Checks and Services (PMCS)	STP 21-24-SMCT
101-92Y-0006(SL2)	Inspect Equipment for Accountability, Cleanliness, and Serviceability	STP 21-24-SMCT
850-001-2000(SL2)	Employ Accident Prevention Measures and Risk Management Process	STP 21-24-SMCT

SUPPORTING COLLECTIVE TASKS: None

OPFOR TASKS AND STANDARDS

**TASK: Conduct Aerial Reconnaissance (34-OPFOR-1007)**

**CONDITION:** Opposing force (OPFOR) HQ requires intelligence on the location and identification of enemy elements. Aircraft is dispatched to take photographs and conduct a visual inspection of enemy area.

**STANDARD:** Locate and photograph enemy positions in assigned sectors, including support and storage bases and command and control facilities. Visual checks are conducted when possible. The enemy is not engaged. Priority intelligence requests and other information requirements (IRs) are reported to OPFOR HQ.

**TASK: Conduct Raid (34-OPFOR-1009)**

**CONDITION:** OPFOR element has occupied an objective rally point and has orders to conduct a raid on a rear area base.

**STANDARD:** Surprise the enemy forces. Assault enemy support base and accomplish assigned tasks. Specified equipment and supplies are destroyed. Decisive engagement is avoided. All personnel are withdrawn from the area within the prescribed time. The collected intelligence data satisfies the priority intelligence requirements (PIRs).

**ELEMENTS:** Company Headquarters  
DS Company MI Battalion

**TASK: Perform Seaport of Embarkation Activities for Redeployment (63-2-8019.34-0001)**  
(FM 100-17) (FM 55-1) (FM 4-01.30)  
(FM 55-50) (FM 4-01.011)

**ITERATION:** 1 2 3 4 5 M (Circle)

**COMMANDER/LEADER ASSESSMENT:** T P U (Circle)

**CONDITIONS:** The unit's wheeled-vehicle convoy crosses the release point in the seaport of embarkation (SPOE) marshaling area. The commander has designated a unit SPOE team. Commercial support is not available. The commander or SPOE team has notified higher headquarters and port support activity (PSA) officials of the unit's arrival. PSA officials have requested unit vehicle operators' assistance in off-loading unit vehicles deployed to the SPOE by rail. Transportation, maintenance, logistics, and equipment cleaning support is available. An SPOE sterile area has been designated. The redeployment movement plan and operation orders (OPORD) are available. The unit is redeploying as part of a higher headquarters deployment and has a unit movement officer (UMO). A theater support command is in place and has assumed overall responsibility for all logistics in the theater, to include port operations. SPOE activities are performed day or night under all environmental conditions. Some iterations of this task should be performed in mission-oriented protective posture level 4 (MOPP4).

**TASK STANDARDS:** SPOE activities are performed in accordance with the redeployment movement plan and higher headquarters staff and port support activity officials' instructions.

TASK STEPS AND PERFORMANCE MEASURES	GO	NO-GO
<p>*1. Commander or SPOE team directs SPOE activities.</p> <ul style="list-style-type: none"> <li>a. Directs team to perform after-operations preventive maintenance checks and services (PMCS) on vehicles.</li> <li>b. Identifies transportation requirements for return to unit area.</li> <li>c. Coordinates with theater support command for transportation, maintenance, and logistics support.</li> <li>d. Coordinates with PSA officials to verify SPOE movement schedules, procedures, safety guidelines, and requirements.</li> <li>e. Briefs team leaders on SPOE movement schedules, procedures, and requirements.</li> <li>f. Directs team to offload and inspect equipment arriving by rail.</li> <li>g. Coordinates with PSA to identify number of supercargoes authorized and the point of contact for supercargoes.</li> <li>h. Inspects supercargoes to ensure they are prepared for redeployment by sea movement, to include having proper orders and equipment.</li> <li>i. Briefs supercargoes on boarding schedule and responsibilities.</li> <li>j. Conducts acceptance inspection of vehicles, equipment, and cargo.</li> <li>k. Directs team to correct deficiencies noted during PSA acceptance inspection.</li> <li>l. Transfers custody of vehicles, equipment, and cargo to SPOE officials.</li> <li>m. Briefs the higher headquarters commander on status of SPOE activities.</li> </ul>		



TASK STEPS AND PERFORMANCE MEASURES	GO	NO-GO
<p><b>2.</b> Supercargoes perform SPOE activities.</p> <ul style="list-style-type: none"> <li><b>a.</b> Report to port commander's representative.</li> <li><b>b.</b> Perform SPOE activities.</li> <li><b>c.</b> Coordinate with vessel point of contact (POC) for instructions on responsibilities and accommodations.</li> <li><b>d.</b> Report to the customs inspector.</li> <li><b>e.</b> Load baggage.</li> <li><b>f.</b> Board ship.</li> </ul> <p><b>*3.</b> UMO coordinates SPOE activities.</p> <ul style="list-style-type: none"> <li><b>a.</b> Coordinates with PSA officials to verify loading sequence of vehicles and equipment (ship stow plan).</li> <li><b>b.</b> Monitors PSA acceptance inspection of vehicles and cargo to identify deficiencies.</li> <li><b>c.</b> Coordinates with maintenance support for disposition of excess fuel, petroleum, oil, lubricant products, and maintenance support.</li> <li><b>d.</b> Coordinates with PSA officials for vehicle cleaning support and location of SPOE sterile area.</li> <li><b>e.</b> Inspects shipping documents and labels, markings, customs labels, and decontamination tags on vehicles and equipment for compliance with theater Army movement control activity/movement control team, U.S. Bureau of Customs and Border Protection (CBP) requirements, and U.S. Department of Agriculture (USDA) officials' instructions.</li> <li><b>f.</b> Coordinates with theater Army movement control activity/movement control team, USDA and/or CBP officials to correct deficiencies in shipping documents and labels, customs labels, and decontamination tags.</li> <li><b>g.</b> Briefs commander on status of SPOE activities.</li> </ul> <p><b>*4.</b> UMO coordinates rail offloading.</p> <ul style="list-style-type: none"> <li><b>a.</b> Coordinates with PSA officials for rail offloading schedule and requirements.</li> <li><b>b.</b> Designates personnel to assist in rail offloading activities.</li> <li><b>c.</b> Briefs personnel designated to assist in rail offloading activities on schedule and requirements.</li> <li><b>d.</b> Supervises rail offloading activities.</li> <li><b>e.</b> Assumes custody of equipment deployed by rail by signing appropriate shipping documents.</li> <li><b>f.</b> Notifies SPOE team leaders, equipment deployed by rail has arrived in the marshaling area.</li> <li><b>g.</b> Briefs commander and/or SPOE team officer in charge (OIC) on status of rail offloading activities.</li> </ul>		

TASK STEPS AND PERFORMANCE MEASURES	GO	NO-GO
<p>5. SPOE team performs rail offloading operations.</p> <ul style="list-style-type: none"> <li>a. Reports to the railhead in accordance with UMO's instructions.</li> <li>b. Offloads equipment from railcars in accordance with PSA officials' instructions.</li> <li>c. Moves equipment to SPOE marshaling area in accordance with PSA officials' instructions.</li> <li>d. Employs safety procedures.</li> </ul> <p>6. SPOE team performs SPOE marshaling area maintenance.</p> <ul style="list-style-type: none"> <li>a. Performs after-operations PMCS in accordance with the redeployment movement plan and appropriate technical manuals.</li> <li>b. Notifies supervisor of maintenance problems beyond operator's capability.</li> <li>c. Checks vehicles, cargo, and personal gear for completeness, damage, proper markings, and compliance with loading plans.</li> <li>d. Conducts final preparation of vehicles and equipment in accordance with the redeployment movement plan.</li> <li>e. Adjusts vehicle fuel levels in accordance with port call message and PSA officials and UMO's instructions.</li> <li>f. Turns in excess fuel and petroleum, oil, and lubricant products in accordance with UMO's instructions.</li> <li>g. Verifies placement of placards, labels, and certification documents on hazardous material in accordance with PSA officials and UMO's instructions.</li> <li>h. Corrects deficiencies on vehicles, cargo, and personal gear in accordance with SPOE team leaders' instructions.</li> <li>i. Moves to SPOE vehicle and equipment cleaning site.</li> <li>j. Employs safety procedures.</li> <li>k. Employs environmental stewardship procedures.</li> </ul> <p>7. SPOE team performs USDA cleaning activities.</p> <ul style="list-style-type: none"> <li>a. Performs vehicle cleaning in accordance with instructions from cleaning site personnel.</li> <li>b. Corrects USDA inspection deficiencies in accordance with USDA officials' instructions.</li> <li>c. Moves vehicles and equipment to designated sterile area in accordance with unit leaders' instructions.</li> </ul> <p>*8. SPOE team leaders supervise final preparation of vehicles, equipment, cargo, and personal gear for redeployment by sealift.</p> <ul style="list-style-type: none"> <li>a. Inspect military shipping labels, markings, customs labels, and decontamination tags on vehicles and equipment for compliance with redeployment standing operating procedures (SOP), port call message, and UMO's instructions.</li> <li>b. Monitor customs inspection to ensure deficiencies are corrected.</li> <li>c. Inspect vehicles and cargo to ensure deficiencies noted during acceptance inspection have been corrected.</li> </ul>		

TASK STEPS AND PERFORMANCE MEASURES	GO	NO-GO
<ul style="list-style-type: none"> <li>d. Coordinate maintenance assistance with commander and/or SPOE team OIC.</li> <li>e. Enforce safety procedures.</li> <li>f. Enforce environmental stewardship procedures.</li> </ul> <p><b>9.</b> SPOE team performs final preparation of vehicles, equipment, cargo, and personal gear for redeployment.</p> <ul style="list-style-type: none"> <li>a. Moves vehicles and equipment to SPOE staging area.</li> <li>b. Stages vehicles for loading.</li> <li>c. Corrects deficiencies in shipping documents, markings, customs labels, and decontamination tags on vehicles and equipment.</li> <li>d. Corrects deficiencies noted during customs inspection.</li> <li>e. Drives vehicles to call forward area.</li> <li>f. Employs safety procedures.</li> <li>g. Employs environmental stewardship procedures.</li> </ul> <p><b>*10.</b> UMO updates transportation documentation.</p> <ul style="list-style-type: none"> <li>a. Verifies deployment equipment list by conducting physical inspection of equipment.</li> <li>b. Updates deployment equipment list.</li> <li>c. Verifies the presence of supercargoes by conducting roll call.</li> <li>d. Updates supercargo manifest.</li> <li>e. Provides changes to deployment equipment list and supercargo manifest to PSA officials.</li> </ul> <p><b>11.</b> SPOE team returns to unit area.</p> <ul style="list-style-type: none"> <li>a. Assembles personnel for return to unit area in accordance with commander or SPOE team OIC's instructions.</li> <li>b. Reports to transportation loading area.</li> <li>c. Loads baggage on vehicles.</li> <li>d. Boards transportation to return to unit.</li> </ul>		

TASK PERFORMANCE / EVALUATION SUMMARY BLOCK							
ITERATION	1	2	3	4	5	M	TOTAL
TOTAL TASK STEPS EVALUATED							
TOTAL TASK STEPS "GO"							
TRAINING STATUS "GO"/"NO-GO"							

\* indicates a leader task step.

SUPPORTING INDIVIDUAL TASKS

Task Number	Task Title	References
091-CLT-3009(SL4)	Supervise Maintenance Operations	STP 21-24-SMCT
091-CLT-4029(SL2)	Supervise Preventive Maintenance Checks and Services (PMCS)	STP 21-24-SMCT
101-92Y-0004(SL2)	Enforce Property Accountability Policies	STP 21-24-SMCT

## SUPPORTING INDIVIDUAL TASKS

Task Number	Task Title	References
101-92Y-0005(SL2)	Enforce Compliance with Property Accountability Policies	STP 21-24-SMCT
101-92Y-0006(SL2)	Inspect Equipment for Accountability, Cleanliness, and Serviceability	STP 21-24-SMCT
850-001-2000(SL2)	Employ Accident Prevention Measures and Risk Management Process	STP 21-24-SMCT
850-001-3001(SL3)	Control Mission Safety Hazard	STP 21-24-SMCT
850-001-4001(SL4)	Integrate Risk Management Into Platoon	STP 21-24-SMCT

SUPPORTING COLLECTIVE TASKS: None

## OPFOR TASKS AND STANDARDS

**TASK: Conduct Air Attacks (34-OPFOR-1006)**

**CONDITION:** Opposing force (OPFOR) elements in the rear area have forwarded the coordinates of enemy facilities and elements. OPFOR aircraft have been dispatched to attack enemy installations or convoys.

**STANDARD:** Locate support sites, command and control facilities, and/or convoys. Conduct attack runs on designated targets. Enemy equipment, supplies, and vehicles are destroyed and enemy personnel are killed.

**TASK: Conduct Aerial Reconnaissance (34-OPFOR-1007)**

**CONDITION:** OPFOR HQ requires intelligence on the location and identification of enemy elements. Aircraft is dispatched to take photographs and conduct a visual inspection of enemy area.

**STANDARD:** Locate and photograph enemy positions in assigned sectors, including support and storage bases and command and control facilities. Visual checks are conducted when possible. The enemy is not engaged. Priority intelligence requests and other information requirements (IRs) are reported to OPFOR HQ.

**TASK: Conduct Raid (34-OPFOR-1009)**

**CONDITION:** OPFOR element has occupied an objective rally point and has orders to conduct a raid on a rear area base.

**STANDARD:** Surprise the enemy forces. Assault enemy support base and accomplish assigned tasks. Specified equipment and supplies are destroyed. Decisive engagement is avoided. All personnel are withdrawn from the area within the prescribed time. The collected intelligence data satisfies the priority intelligence requirements (PIRs).

**ELEMENTS:** Company Headquarters  
DS Company MI Battalion

**TASK: Perform Aerial Port of Embarkation Activities for Redeployment (63-2-8020.34-0001)**  
(FM 100-17) (FM 55-1) (FM 4-01.30)  
(FM 55-60) (FM 4-01.011)

**ITERATION:** 1 2 3 4 5 M (Circle)

**COMMANDER/LEADER ASSESSMENT:** T P U (Circle)

**CONDITIONS:** The unit arrives at the aerial port of embarkation (APOE) marshaling area for aerial redeployment. The higher headquarters has an advance party to assist in coordinating APOE activities. Transportation support is available. The redeployment movement plan and port call message are available. The unit has a unit movement officer (UMO) and alternate. The unit is redeploying as part of higher headquarters redeployment. A theater support command is in place and has assumed overall responsibility for all logistics operations in the theater, to include port operations. APOE activities are performed day or night under all environmental conditions. Some iterations of this task should be performed in mission-oriented protective posture level 4 (MOPP4).

**TASK STANDARDS:** APOE activities are performed in accordance with the redeployment movement plan and departure airfield control group (DACG) instructions.

TASK STEPS AND PERFORMANCE MEASURES	GO	NO-GO
<p><b>*1.</b> Commander directs APOE activities.</p> <ul style="list-style-type: none"> <li>a. Notifies higher headquarters advance party that the unit has arrived at the APOE.</li> <li>b. Coordinates with the battalion intelligence officer (S2) or battalion operations officer (S3), DACG, or theater support command to verify movement schedules, procedures, and requirements.</li> <li>c. Provides manifest of unit personnel and shipper's declaration of dangerous goods to higher headquarters for review.</li> <li>d. Briefs unit on duties and responsibilities, to include reverse manifesting schedule, customs requirements, and transportation of personnel and baggage.</li> <li>e. Directs unit to conduct final preparation of vehicles and equipment.</li> <li>f. Conducts acceptance inspection of vehicles and equipment with DACG officials at the alert holding area.</li> <li>g. Directs unit to correct deficiencies noted during acceptance inspection.</li> <li>h. Transfers custody of equipment and cargo to DACG officials.</li> <li>i. Briefs the higher headquarters commander on status of APOE activities.</li> </ul> <p><b>*2.</b> UMO supervises APOE activities.</p> <ul style="list-style-type: none"> <li>a. Coordinates with S2 and S3 for transportation, maintenance, and logistics support.</li> <li>b. Coordinates with S2, S3, or DACG to verify movement schedules, procedures, and requirements.</li> <li>c. Coordinates with battalion supply officer (S4) to ensure adequate shoring, dunnage, and floor protection is on hand and readily available for loading.</li> </ul>		

TASK STEPS AND PERFORMANCE MEASURES	GO	NO-GO
<ul style="list-style-type: none"> <li>d. Verifies unit vehicles, equipment, cargo, and secondary loads are properly marked and prepared for redeployment.</li> <li>e. Coordinates with S2, S3, or site coordinator for equipment cleaning support.</li> <li>f. Coordinates with DACG to verify loading sequence of vehicles and equipment.</li> <li>g. Designates personnel to verify weight and center of balance marks.</li> <li>h. Briefs designated personnel on weight and center of balance marks verification requirements.</li> <li>i. Verifies that deficiencies noted during inspection have been corrected.</li> <li>j. Verifies the presence of all manifested personnel by conducting roll call.</li> <li>k. Provides verified personnel and cargo manifest to DACG at the alert holding area.</li> <li>l. Provides load teams to load and tie down unit equipment.</li> </ul> <p>3. Unit performs DACG marshaling activities.</p> <ul style="list-style-type: none"> <li>a. Performs after-operations preventive maintenance checks and services (PMCS) in accordance with appropriate technical manuals.</li> <li>b. Notifies supervisor of maintenance problems beyond operator's capability to repair.</li> <li>c. Conducts final preparation of vehicles and equipment in accordance with DOD 4500.9-R, PT III and UMO's instructions.</li> <li>d. Adjusts vehicle fuel levels in accordance with TM 38-250 and DACG officials' instructions.</li> <li>e. Turns in excess fuel and petroleum, oil, and lubricant products in accordance with UMO's instructions.</li> <li>f. Corrects deficiencies on vehicles, cargo, and personal gear in accordance with unit leaders' instructions.</li> <li>g. Corrects deficiencies on placement of placards, labels, and certification documents on hazardous material in accordance with UMO or noncommissioned officer (NCO), unit leaders and U.S. Bureau of Customs and Border Protection (CBP) officials and U.S. Department of Agriculture (USDA) officials' instructions, if necessary.</li> <li>h. Moves vehicles and equipment to APOE cleaning site or alert holding area, as directed.</li> <li>i. Employs safety procedures.</li> <li>j. Employs environmental stewardship procedures.</li> </ul> <p>4. Unit processes vehicles and equipment through the APOE cleaning site.</p> <ul style="list-style-type: none"> <li>a. Delivers vehicles to APOE cleaning site in accordance with UMO's instructions.</li> <li>b. Performs vehicle cleaning in accordance with DACG officials' instructions.</li> <li>c. Returns vehicles and equipment to unit area in accordance with unit leaders' instructions.</li> </ul>		

TASK STEPS AND PERFORMANCE MEASURES	GO	NO-GO
<p><b>*5.</b> Unit leaders supervise final preparation of vehicles, equipment, cargo, and personal gear for redeployment.</p> <ul style="list-style-type: none"> <li>a. Inspect shipping documents, markings, customs labels, and decontamination tags on vehicles, equipment, cargo, and personal gear for compliance with the redeployment movement plan and UMO's instructions.</li> <li>b. Monitor customs inspection to ensure deficiencies are corrected.</li> <li>c. Inspect vehicles and cargo to ensure deficiencies noted during acceptance inspection have been corrected.</li> <li>d. Coordinate with the UMO for assistance in correcting shipping documentation and maintenance deficiencies, as required.</li> <li>e. Enforce safety procedures.</li> <li>f. Enforce environmental stewardship procedures.</li> </ul> <p><b>6.</b> Unit performs APOE alert holding area activities.</p> <ul style="list-style-type: none"> <li>a. Drives vehicles to call forward area, as directed.</li> <li>b. Boards transportation to terminal, as directed.</li> <li>c. Employs safety procedures.</li> </ul> <p><b>7.</b> Unit performs APOE passenger activities.</p> <ul style="list-style-type: none"> <li>a. Reports to designated location for safety and antiterrorism briefing, security screen, and customs inspection in accordance with UMO's instructions.</li> <li>b. Remains in quarantined area in accordance with DACG officials' instructions.</li> <li>c. Provides baggage detail, as directed, to load unit baggage on aircraft.</li> <li>d. Boards aircraft in accordance with loadmaster's instructions.</li> </ul>		

TASK PERFORMANCE / EVALUATION SUMMARY BLOCK							
ITERATION	1	2	3	4	5	M	TOTAL
TOTAL TASK STEPS EVALUATED							
TOTAL TASK STEPS "GO"							
TRAINING STATUS "GO"/"NO-GO"							

\* indicates a leader task step.

SUPPORTING INDIVIDUAL TASKS

Task Number	Task Title	References
091-CLT-3009(SL4)	Supervise Maintenance Operations	STP 21-24-SMCT
091-CLT-4029(SL2)	Supervise Preventive Maintenance Checks and Services (PMCS)	STP 21-24-SMCT
551-88N-0004(SL3)	Coordinate Unit Movement	STP 21-24-SMCT
850-001-2000(SL2)	Employ Accident Prevention Measures and Risk Management Process	STP 21-24-SMCT
850-001-3001(SL3)	Control Mission Safety Hazard	STP 21-24-SMCT
850-001-4001(SL4)	Integrate Risk Management Into Platoon	STP 21-24-SMCT

SUPPORTING COLLECTIVE TASKS: None

OPFOR TASKS AND STANDARDS

**TASK: Conduct Air Attacks (34-OPFOR-1006)**

**CONDITION:** Opposing force (OPFOR) elements in the rear area have forwarded the coordinates of enemy facilities and elements. OPFOR aircraft have been dispatched to attack enemy installations or convoys.

**STANDARD:** Locate support sites, command and control facilities, and/or convoys. Conduct attack runs on designated targets. Enemy equipment, supplies, and vehicles are destroyed and enemy personnel are killed.

**TASK: Conduct Aerial Reconnaissance (34-OPFOR-1007)**

**CONDITION:** OPFOR HQ requires intelligence on the location and identification of enemy elements. Aircraft is dispatched to take photographs and conduct a visual inspection of enemy area.

**STANDARD:** Locate and photograph enemy positions in assigned sectors, including support and storage bases and command and control facilities. Visual checks are conducted when possible. The enemy is not engaged. Priority intelligence requests and other information requirements (IRs) are reported to OPFOR HQ.

**TASK: Conduct Raid (34-OPFOR-1009)**

**CONDITION:** OPFOR element has occupied an objective rally point and has orders to conduct a raid on a rear area base.

**STANDARD:** Surprise the enemy forces. Assault enemy support base and accomplish assigned tasks. Specified equipment and supplies are destroyed. Decisive engagement is avoided. All personnel are withdrawn from the area within the prescribed time. The collected intelligence data satisfies the priority intelligence requirements (PIRs).



**ELEMENTS:** Company Headquarters  
DS Company MI Battalion

**TASK: Perform Aerial Port of Debarkation Activities for Redeployment (63-2-8021.34-0001)**  
(FM 55-1) (FM 4-01.30) (FM 55-60)  
(FM 4-01.011)

**ITERATION:** 1 2 3 4 5 M (Circle)

**COMMANDER/LEADER ASSESSMENT:** T P U (Circle)

**CONDITIONS:** Aircraft carrying main body lands at the aerial port of departure (APOD). The higher HQ has an advance party at the APOD to assist in coordinating APOD activities. Representatives from the higher HQ advance party, supporting installation, and arrival airfield control group (AACG) meet the aircraft. AACG officials request that unit personnel assist in offloading the aircraft. The AACG has designated a holding area and a marshaling area (MA) for the unit to complete APOD activities. Transportation is available to move the unit to the MA and home station. The redeployment movement plan is available. APOD activities are performed day or night under all environmental conditions. This task should not be trained in mission-oriented protective posture level 4 (MOPP4).

**TASK STANDARDS:** APOD activities are performed in accordance with the redeployment movement plan and AACG officials and commander's instructions.

**Note:** Reserve Component (RC)-specific tasks and performance measures are annotated "[RC]."

TASK STEPS AND PERFORMANCE MEASURES	GO	NO-GO
<p><b>*1.</b> Commander coordinates arrival of personnel.</p> <ul style="list-style-type: none"> <li>a. Coordinates with higher HQ advance party and AACG officials upon arrival for U.S. Department of Agriculture (USDA) and U.S. Bureau of Customs and Border Protection (CBP) inspections, location of holding and marshaling areas, maintenance support, movement support, security and other special APOD requirements.</li> <li>b. Assembles unit in holding area.</li> <li>c. Coordinates with battalion intelligence officer (S2) and battalion operations officer (S3) to verify arrangements for movement to home station or demobilization station. [RC]</li> <li>d. Coordinates with S2 or S3 section to verify demobilization station reporting procedures and point of contact (POC). [RC]</li> <li>e. Briefs unit leaders on APOD requirements and movement arrangements.</li> <li>f. Briefs higher HQ advance party officer in charge (OIC) on APOD activities, as required.</li> </ul> <p><b>*2.</b> Unit movement officer (UMO) coordinates APOD activities.</p> <ul style="list-style-type: none"> <li>a. Coordinates with AACG for offloading and movement schedules.</li> <li>b. Briefs unit leaders on offloading and movement schedules.</li> <li>c. Provides AACG, supporting installation officials, and higher HQ staff personnel representative a copy of the deployment equipment list (DEL).</li> </ul>		

TASK STEPS AND PERFORMANCE MEASURES	GO	NO-GO
<p>d. Coordinates with S2 and S3 representatives for convoy routes, maps, and timetable for road move to home station or designated demobilization station. [RC]</p> <p>e. Coordinates with battalion supply officer (S4) representatives for fuel and supplies for road move to home station or demobilization station. [RC]</p> <p>f. Briefs commander on APOD activities.</p> <p>*3. Unit leaders supervise APOD activities.</p> <p>a. Inspects personnel and weapons for accountability as they exit aircraft.</p> <p>b. Briefs personnel on APOD requirements based on commander's instructions.</p> <p>c. Monitors USDA and CBP inspections to ensure personnel comply with USDA and CBP officials' instructions.</p> <p>d. Designates personnel to assist in offloading aircraft, as required.</p> <p>e. Inspects personnel and personal gear at the holding area and MA to ensure all personnel have arrived with required personal gear.</p> <p>f. Briefs commander on APOD activities.</p> <p>4. Unit performs APOD activities.</p> <p>a. Disembarks aircraft in accordance with loadmaster's instructions.</p> <p>b. Assembles in APOD holding area, as directed.</p> <p>c. Performs offloading activities in accordance with AACG officials and loadmaster's instructions.</p> <p>d. Moves to APOD MA in accordance with commander's instructions.</p> <p>e. Inspects vehicles and equipment to ensure all equipment is offloaded and serviceable.</p> <p>f. Notifies unit leaders of vehicle and/or equipment deficiencies that cannot be corrected.</p> <p>g. Reconfigures vehicles and cargo for road movement, if necessary.</p> <p>h. Prepares convoy for movement to home station or demobilization station, if necessary.</p> <hr/> <p><b>Note:</b> See task steps 2 through 5 of Task 63-2-8008 for detailed convoy preparation procedures.</p> <hr/> <p>i. Loads baggage on transportation for movement to home station or demobilization station as directed. [RC]</p> <p>j. Boards transportation for movement to home station or demobilization station as directed. [RC]</p> <p>k. Employs safety procedures.</p>		

TASK PERFORMANCE / EVALUATION SUMMARY BLOCK							
ITERATION	1	2	3	4	5		TOTAL
TOTAL TASK STEPS EVALUATED							
TOTAL TASK STEPS "GO"							
TRAINING STATUS "GO"/"NO-GO"							

\* indicates a leader task step.

SUPPORTING INDIVIDUAL TASKS

Task Number	Task Title	References
101-92Y-0006(SL2)	Inspect Equipment for Accountability, Cleanliness, and Serviceability	STP 21-24-SMCT
551-88N-0002(SL2)	Prepare for Unit Movement	STP 21-24-SMCT
551-88N-0004(SL3)	Coordinate Unit Movement	STP 21-24-SMCT
850-001-2000(SL2)	Employ Accident Prevention Measures and Risk Management Process	STP 21-24-SMCT
850-001-3001(SL3)	Control Mission Safety Hazard	STP 21-24-SMCT
850-001-4001(SL4)	Integrate Risk Management Into Platoon	STP 21-24-SMCT

SUPPORTING COLLECTIVE TASKS: None

OPFOR TASKS AND STANDARDS

**TASK: Conduct Air Attacks (34-OPFOR-1006)**

**CONDITION:** Opposing force (OPFOR) elements in the rear area have forwarded the coordinates of enemy facilities and elements. OPFOR aircraft have been dispatched to attack enemy installations or convoys.

**STANDARD:** Locate support sites, command and control facilities, and/or convoys. Conduct attack runs on designated targets. Enemy equipment, supplies, and vehicles are destroyed and enemy personnel are killed.

**TASK: Conduct Aerial Reconnaissance (34-OPFOR-1007)**

**CONDITION:** OPFOR HQ requires intelligence on the location and identification of enemy elements. Aircraft is dispatched to take photographs and conduct a visual inspection of enemy area.

**STANDARD:** Locate and photograph enemy positions in assigned sectors, including support and storage bases and command and control facilities. Visual checks are conducted when possible. The enemy is not engaged. Priority intelligence requests and other information requirements (IRs) are reported to OPFOR HQ.

**ELEMENTS:** Company Headquarters  
Operations Platoon Headquarters

**TASK: Perform Home Station Activities (63-2-8022.34-0001)**  
(FM 100-17)

**ITERATION:** 1 2 3 4 5 M (Circle)

**COMMANDER/LEADER ASSESSMENT:** T P U (Circle)

**CONDITIONS:** The unit main body arrives at home station prior to equipment arrival at the seaport of debarkation (SPOD). The higher HQ main body has arrived and the higher echelon HQ is operational. The unit receives notification of ship arrival schedule from the installation transportation officer (ITO). The redeployment movement plan is available. The unit's welcome home reception activities have been coordinated with higher HQ support installations and rear detachment officer in charge (OIC) prior to the unit's arrival. Reserve Component (RC) units have processed through a designated demobilization station prior to arrival at home station. Home station activities are performed day or night under all environmental conditions. This task should not be trained in mission-oriented protective posture level 4 (MOPP4).

**TASK STANDARDS:** Home station activities are accomplished in accordance with the redeployment movement plan and the commander's instructions.

**Note:** RC-specific tasks and performance measures are annotated "[RC]."

TASK STEPS AND PERFORMANCE MEASURES	GO	NO-GO
<p><b>*1.</b> Commander directs home station activities.</p> <ul style="list-style-type: none"> <li><b>a.</b> Coordinates with higher headquarters commander and staff to identify requirements prior to arrival of equipment.</li> <li><b>b.</b> Directs personnel to complete redeployment requirements based on the redeployment movement plan and higher headquarters commander's instructions.</li> <li><b>c.</b> Coordinates with the battalion intelligence officer (S2), battalion operations officer (S3) or ITO to identify unit's SPOD requirements for returning equipment.</li> <li><b>d.</b> Designates an equipment reception team to receive vehicles and equipment at SPOD.</li> <li><b>e.</b> Directs personnel to inventory, clean, and inspect vehicles, equipment, weapons and personal gear, as it is redeployed to home station.</li> <li><b>f.</b> Coordinates with the battalion supply officer (S4) for procedures to turn in float and replacement equipment.</li> <li><b>g.</b> Coordinates with battalion commander and staff for guidance on reception activities.</li> <li><b>h.</b> Approves after-action reports.</li> <li><b>i.</b> Briefs unit on reception activities.</li> </ul> <p><b>2.</b> Unit movement officer (UMO) performs home station activities.</p> <ul style="list-style-type: none"> <li><b>a.</b> Coordinates with ITO for transportation support.</li> <li><b>b.</b> Briefs equipment reception team leader on SPOD requirements.</li> </ul>		

TASK STEPS AND PERFORMANCE MEASURES	GO	NO-GO
<ul style="list-style-type: none"> <li>c. Verifies that all deployment equipment list (DEL) vehicles and equipment have been redeployed, by conducting physical inventory.</li> <li>d. Notifies commander of discrepancies in the DEL, if necessary.</li> <li>e. Updates automated unit equipment list (AUEL), as required.</li> <li>3. Unit headquarters performs home station personnel and administrative actions.               <ul style="list-style-type: none"> <li>a. Debriefs personnel in accordance with commander's instructions.</li> <li>b. Coordinates reception activities in accordance with commander's guidance.</li> <li>c. Consolidates unit after-action reports.</li> <li>d. Prepares after-action reports in accordance with the redeployment movement plan and commander's instructions.</li> <li>e. Submits after-action reports to commander for approval.</li> <li>f. Distributes after-action reports in accordance with the redeployment movement plan and commander's instructions.</li> <li>g. Maintains after-action reports and records in accordance with the redeployment movement plan and commander's instructions.</li> <li>h. Briefs redeploying personnel on all entitlements resulting from active duty tour. [RC]</li> <li>i. Identifies pending personnel actions of redeploying soldiers to determine unit and/or soldier actions needed, if any, such as ratings, awards, financial actions, Uniform Code of Military Justice (UCMJ) actions, line of demarcation (LOD) investigations, physicals, etc.</li> </ul> </li> <li>4. Unit HQ performs home station supply activities.               <ul style="list-style-type: none"> <li>a. Turns in float and replacement equipment, in accordance with commander's instructions.</li> <li>b. Inspects weapons, basic loads, and consolidated training activity (CTA) items for accountability and serviceability.</li> </ul> </li> <li>*5. Unit leaders supervise home station activities.               <ul style="list-style-type: none"> <li>a. Inspect vehicles, equipment, weapons, and personal gear for accountability compliance with the redeployment movement plan, maintenance SOP and commander's instructions.</li> <li>b. Direct personnel to correct deficiencies in vehicles, equipment, weapons and personal gear, as required.</li> <li>c. Submit after-action reports to unit headquarters, in accordance with commander's instructions.</li> </ul> </li> <li>6. Equipment reception team leader performs home station equipment reception activities.               <ul style="list-style-type: none"> <li>a. Coordinates with UMO or ITO for transportation support to SPOD.</li> <li>b. Briefs equipment reception team on equipment reception schedule and requirements.</li> <li>c. Supervises movement to SPOD in accordance with UMO's instructions.</li> </ul> </li> <li>7. Unit performs home station activities.</li> </ul>		

TASK STEPS AND PERFORMANCE MEASURES	GO	NO-GO
<p>a. Completes redeployment personnel and administrative requirements based on the redeployment movement plan and commander's instructions.</p> <p>b. Inventories, cleans, and inspects vehicles, equipment, weapons and personal gear, in accordance with the redeployment movement plan, maintenance SOP, and commander's instructions.</p>		

TASK PERFORMANCE / EVALUATION SUMMARY BLOCK							
ITERATION	1	2	3	4	5		TOTAL
TOTAL TASK STEPS EVALUATED							
TOTAL TASK STEPS "GO"							
TRAINING STATUS "GO"/"NO-GO"							

\* indicates a leader task step.

SUPPORTING INDIVIDUAL TASKS

Task Number	Task Title	References
091-CLT-4029(SL2)	Supervise Preventive Maintenance Checks and Services (PMCS)	STP 21-24-SMCT
101-92Y-0004(SL2)	Enforce Property Accountability Policies	STP 21-24-SMCT
101-92Y-0005(SL2)	Enforce Compliance With Property Accountability Policies	STP 21-24-SMCT
101-92Y-0006(SL2)	Inspect Equipment for Accountability, Cleanliness, and Serviceability	STP 21-24-SMCT

SUPPORTING COLLECTIVE TASKS: None

OPFOR TASKS AND STANDARDS: None

**ELEMENTS:** Company Headquarters  
DS Company MI Battalion

**TASK: Perform Seaport of Debarkation Activities for Redeployment (63-2-8023.34-0001)**

(FM 100-17)  
(FM 55-50)

(FM 55-1)  
(FM 4-01.011)

(FM 4-01.30)

**ITERATION:** 1 2 3 4 5 M (Circle)

**COMMANDER/LEADER ASSESSMENT:** T P U (Circle)

**CONDITIONS:** Unit equipment and supercargoes have arrived at the seaport of debarkation (SPOD). The commander has designated an officer in charge (OIC) or noncommissioned officer in charge (NCOIC) to accompany the unit equipment reception team to the SPOD holding area. The equipment reception team has been trained and briefed on duties and responsibilities. The redeployment movement plan is available. Higher headquarters staff element is located in the SPOD to assist in coordinating SPOD activities. Transportation support is available. The port support authority has coordinated for ship offloading and designated an area for equipment to be inventoried and inspected as it is offloaded. Rail and road marshaling areas have been designated to prepare vehicles and equipment for movement. Sufficient railcars and vehicles are available to move the unit equipment and designated personnel to home station. SPOD activities are performed day or night under all environmental conditions. If SPOD is a military seaport, the commander may designate a rail-loading team chief and rail-loading team to perform rail-loading activities.

**Note:** Some iterations of this task should be performed in mission-oriented protective posture level 4 (MOPP4).

**TASK STANDARDS:** SPOD activities are performed in accordance with the redeployment movement plan and port support activity (PSA) officials and commander's guidance.

TASK STEPS AND PERFORMANCE MEASURES	GO	NO-GO
<p><b>*1.</b> Equipment reception team OIC or NCOIC directs seaport of debarkation (SPOD) activities.</p> <ul style="list-style-type: none"> <li>a. Coordinates with higher headquarters staff element and PSA officials upon arrival for U.S. Department of Agriculture (USDA) and U.S. Bureau of Customs and Border Protection (CBP) inspections, location of holding and marshaling areas, maintenance support, movement, security, and other special SPOD requirements.</li> <li>b. Coordinates with higher headquarters battalion supply officer (S4) and/or port support activity officials for support for unit personnel while at the SPOD.</li> <li>c. Assembles equipment reception team in holding area.</li> <li>d. Conducts acceptance inspection with PSA officials.</li> <li>e. Notifies higher headquarters staff element OIC and S4 representative of missing or damaged equipment.</li> <li>f. Assumes custody of equipment and cargo in accordance with higher headquarters staff personnel representatives and port support activity officials' instructions.</li> <li>g. Coordinates with the battalion intelligence officer (S2) or battalion operations officer (S3) to verify arrangements for movement to home station.</li> <li>h. Verifies arrival, morale, and welfare of supercargoes.</li> </ul>		

TASK STEPS AND PERFORMANCE MEASURES	GO	NO-GO
<ul style="list-style-type: none"> <li>i. Reestablishes accountability and responsibility for supercargoes.</li> <li>j. Directs equipment reception team to proceed to convoy marshaling area, in accordance with the S2 and S3's instructions.</li> <li>k. Monitors preparation of equipment for road convoy or rail movement to ensure compliance with tactical standing operating procedures (TSOP).</li> <li>l. Briefs equipment reception team leaders on SPOD requirements.</li> <li>m. Briefs unit commander and higher headquarters staff element OIC on SPOD activities.</li> </ul> <p><b>*2.</b> Unit movement officer (UMO) supervises unit activities at SPOD.</p> <ul style="list-style-type: none"> <li>a. Coordinates with S4 representative to identify offloading schedules, location of holding and marshaling areas, and other SPOD information.</li> <li>b. Briefs personnel on offloading schedules, location of marshaling areas, and USDA, CBP, and other special SPOD requirements.</li> <li>c. Coordinates with S4 representative and/or PSA officials to identify loading plans, schedules, and sites for rail movement.</li> <li>d. Provides rail-loading plans to rail-loading team chief.</li> <li>e. Monitors rail-loading procedures to ensure compliance with PSA officials' instructions.</li> <li>f. Monitors preparation of equipment for road convoy to ensure compliance with movement plan.</li> <li>g. Coordinates with S2 and S3 representatives for convoy routes, maps, and timetable for road move.</li> <li>h. Coordinates with S4 representatives for fuel and supplies for road move.</li> <li>i. Briefs equipment reception team on convoy requirements.</li> <li>j. Briefs commander on SPOD activities.</li> </ul> <p><b>3.</b> Supercargoes perform SPOD activities.</p> <ul style="list-style-type: none"> <li>a. Disembark ship.</li> <li>b. Report to customs inspection site.</li> <li>c. Report to equipment reception team OIC upon completion of customs inspection.</li> </ul> <p><b>4.</b> Equipment reception team performs equipment reception activities.</p> <ul style="list-style-type: none"> <li>a. Offloads vehicles and equipment in accordance with port support activity officials' instructions.</li> <li>b. Inspects equipment to ensure all equipment is offloaded and operational.</li> <li>c. Notifies UMO of deficiencies that cannot be corrected.</li> <li>d. Moves vehicles to USDA and customs inspection site(s) in accordance with UMO's instructions.</li> </ul>		



TASK STEPS AND PERFORMANCE MEASURES	GO	NO-GO
<p>e. Moves vehicles to rail-loading site.</p> <p>f. Performs rail-loading activities.</p> <hr/> <p><b>Note:</b> See task steps 10 and 11 of Task 63-2-8018 for detailed rail-loading procedures.</p> <hr/> <p>g. Moves vehicles and cargo to SPOD rail or convoy marshaling area.</p> <p>h. Reconfigures vehicles and cargo for road movement.</p> <p>i. Fuels vehicles for convoy.</p> <p>j. Prepares convoy for movement.</p> <hr/> <p><b>Note:</b> See task steps 2 through 5 of Task 63-2-8007 for detailed convoy preparation procedures.</p> <hr/> <p>k. Notifies commander when equipment reception team is prepared to move.</p>		

TASK PERFORMANCE / EVALUATION SUMMARY BLOCK							
ITERATION	1	2	3	4	5	M	TOTAL
TOTAL TASK STEPS EVALUATED							
TOTAL TASK STEPS "GO"							
TRAINING STATUS "GO"/"NO-GO"							

\* indicates a leader task step.

**SUPPORTING INDIVIDUAL TASKS**

Task Number	Task Title	References
101-92Y-0006(SL2)	Inspect Equipment for Accountability, Cleanliness, and Serviceability	STP 21-24-SMCT
551-88N-0002(SL2)	Prepare for Unit Movement	STP 21-24-SMCT
551-88N-0004(SL3)	Coordinate Unit Movement	STP 21-24-SMCT
850-001-2000(SL2)	Employ Accident Prevention Measures and Risk Management Process	STP 21-24-SMCT
850-001-3001(SL3)	Control Mission Safety Hazard	STP 21-24-SMCT
850-001-4001(SL4)	Integrate Risk Management Into Platoon	STP 21-24-SMCT

SUPPORTING COLLECTIVE TASKS: None

**OPFOR TASKS AND STANDARDS**

**TASK: Conduct Air Attacks (34-OPFOR-1006)**

**CONDITION:** Opposing force (OPFOR) elements in the rear area have forwarded the coordinates of enemy facilities and elements. OPFOR aircraft have been dispatched to attack enemy installations or convoys.

**STANDARD:** Locate support sites, command and control facilities, and/or convoys. Conduct attack runs on designated targets. Enemy equipment, supplies, and vehicles are destroyed and enemy personnel are killed.

**TASK: Conduct Aerial Reconnaissance (34-OPFOR-1007)**

**CONDITION:** OPFOR HQ requires intelligence on the location and identification of enemy elements. Aircraft is dispatched to take photographs and conduct a visual inspection of enemy area.

**STANDARD:** Locate and photograph enemy positions in assigned sectors, including support and storage bases and command and control facilities. Visual checks are conducted when possible. The enemy is not engaged. Priority intelligence requests and other information requirements (IRs) are reported to OPFOR HQ.

**ELEMENTS:** Company Headquarters  
 DS Company MI Battalion  
 Operations Platoon Headquarters

**TASK: Perform Demobilization Station Activities (63-2-8024.34-0001)**  
 (FM 100-17)

**ITERATION:** 1 2 3 4 5 M (Circle)

**COMMANDER/LEADER ASSESSMENT:** T P U (Circle)

**CONDITIONS:** The unit has redeployed to the continental United States (CONUS) via airlift and arrived at the designated demobilization station via prearranged transportation. Aerial port of debarkation (APOD) activities (Task 63-2-8021) have been completed. The higher headquarters has an advance party at the demobilization station to assist in coordinating demobilization activities. Transportation support is available. The redeployment movement plan and port call message are available. The unit has a trained officer and/or noncommissioned officer (NCO) appointed as unit movement officer (UMO) and alternate UMO. The unit is deploying as part of a higher headquarters redeployment. Demobilization station activities are performed day or night. This task should not be trained in mission-oriented protective posture level 4 (MOPP4).

**TASK STANDARDS:** Demobilization station activities are performed in accordance with the redeployment movement plan and higher headquarters guidance.

TASK STEPS AND PERFORMANCE MEASURES	GO	NO-GO
<p><b>*1.</b> Commander directs demobilization station activities.</p> <ul style="list-style-type: none"> <li>a. Verifies accountability of personnel, weapons, and equipment.</li> <li>b. Notifies higher headquarters' advance party representative that the unit has arrived at the demobilization station.</li> <li>c. Directs unit headquarters to coordinate with demobilization station operations section to verify support for unit personnel, processing schedules, procedures, and requirements.</li> <li>d. Briefs unit on demobilization station duties and responsibilities.</li> <li>e. Directs convoy preparation activities.</li> <li>f. Verifies unit personnel have been fully briefed on entitlements.</li> <li>g. Verifies unit has completed arrangements for holdover personnel.</li> <li>h. Coordinates with higher headquarters staff elements and rear detachment, if applicable, on status of welcome home activities at home station.</li> <li>i. Verifies unit convoy is prepared to cross start point (SP).</li> <li>j. Briefs the higher headquarters commander or designated representative on status of demobilization station activities.</li> </ul> <p><b>*2.</b> UMO supervises demobilization station movement activities.</p> <ul style="list-style-type: none"> <li>a. Prepares and/or updates movement plans for all modes of transportation.</li> <li>b. Coordinates with battalion supply officer (S4) and/or arrival airfield control group (AACG) officials for transportation, maintenance, logistics, and other support.</li> <li>c. Coordinates with battalion intelligence officer (S2) or battalion operations officer (S3) representative, air terminal movement control team, or AACG to verify movement schedules, procedures, and requirements.</li> </ul>		

TASK STEPS AND PERFORMANCE MEASURES	GO	NO-GO
<p>d. Supervises offloading and staging of unit vehicles in accordance with arrival airfield control group guidance.</p> <p>e. Coordinates with S2 or S3 representative for convoy clearance.</p> <p>f. Supervises preparation of convey for movement to home station, if necessary.</p> <p>g. Enforces safety procedures.</p> <hr/> <p><b>Note:</b> See task steps 2 through 5 of Task 63-2-8008 for detailed convoy preparation procedures.</p> <hr/> <p>3. Headquarters supervises demobilization station activities.</p> <p>a. Establishes accountability of personnel, weapons, and equipment.</p> <p>b. Verifies life support and logistical support for unit personnel with demobilization station staff elements.</p> <p>c. Directs unit to secure weapons in designated arms room.</p> <p>d. Directs unit to report to designated location for reverse soldier readiness processing briefing.</p> <p>e. Monitors reverse soldier readiness processing for unit personnel to resolve problems if they occur.</p> <p>f. Verifies unit personnel have completed all reverse soldier readiness processing stations.</p> <p>g. Verifies transportation arrangements for all unit personnel.</p> <p>4. Perform demobilization station activities.</p> <p>a. Assemble in designated location for reverse soldier readiness processing briefings.</p> <p>b. Perform reverse soldier readiness processing activities.</p> <p>c. Prepare for departure via convoy and/or government transportation to home station.</p> <p>d. Prepare convoy for movement to home station, if necessary.</p> <hr/> <p><b>Note:</b> See task steps 2 through 5 of Task 63-2-8008 for detailed convoy preparation.</p> <hr/> <p>e. Load baggage on transportation for movement to home station.</p> <p>f. Board transportation for movement to home station.</p> <p>g. Employ safety procedures.</p>		

TASK PERFORMANCE / EVALUATION SUMMARY BLOCK							
ITERATION	1	2	3	4	5		TOTAL
TOTAL TASK STEPS EVALUATED							
TOTAL TASK STEPS "GO"							
TRAINING STATUS "GO"/"NO-GO"							

\* indicates a leader task step.

SUPPORTING INDIVIDUAL TASKS

Task Number	Task Title	References
101-92Y-0004(SL2)	Enforce Property Accountability Policies	STP 21-24-SMCT
101-92Y-0006(SL2)	Inspect Equipment for Accountability, Cleanliness, and Serviceability	STP 21-24-SMCT
551-88N-0002(SL2)	Prepare for Unit Movement	STP 21-24-SMCT
551-88N-0003(SL4)	Plan Unit Move	STP 21-24-SMCT
551-88N-0004(SL3)	Coordinate Unit Movement	STP 21-24-SMCT
805C-PAD-2461(SL2)	Maintain Accountability of Personnel (Status Report)	STP 21-24-SMCT

SUPPORTING COLLECTIVE TASKS: None

OPFOR TASKS AND STANDARDS

**TASK: Conduct Air Attacks (34-OPFOR-1006)**

**CONDITION:** Opposing force (OPFOR) elements in the rear area have forwarded the coordinates of enemy facilities and elements. OPFOR aircraft have been dispatched to attack enemy installations or convoys.

**STANDARD:** Locate support sites, command and control facilities, and/or convoys. Conduct attack runs on designated targets. Enemy equipment, supplies, and vehicles are destroyed, and enemy personnel are killed.

**ELEMENTS:** Company Headquarters  
 DS Company MI Battalion  
 Operations Platoon Headquarters

**TASK: Conduct Integration Activities (63-2-8025.34-0001)**  
 (FM 100-17-3)

**ITERATION:** 1 2 3 4 5 M (Circle)

**COMMANDER/LEADER ASSESSMENT:** T P U (Circle)

**CONDITIONS:** Unit is in the process of deploying following receipt of an operation order (OPORD). The unit has arrived at the port of debarkation, moved through the designated staging site, and closed in the theater assembly area. Before moving onward from the staging area, the unit verifies that it has met mission readiness criteria. The unit initiates command and control procedures with the gaining command. The unit security plan, unit access rosters, tactical standing operating procedures (TSOP) and current maps are available. The unit is deploying as part of a higher echelon deployment. Integration activities are performed day or night under all environmental conditions. Some iterations of this task should be performed in mission-oriented protective posture level 4 (MOPP4).

**TASK STANDARDS:** Personnel and equipment are combat ready and integrated into the operational mission of the gaining tactical force commander.

TASK STEPS AND PERFORMANCE MEASURES	GO	NO-GO
<p>*1. Commander supervises integration activities.</p> <ul style="list-style-type: none"> <li>a. Directs communications linkup into gaining command network.</li> <li>b. Directs unit to occupy area designated by gaining command.</li> <li>c. Directs unit headquarters to integrate unit security plan into gaining command's operational force protection measures.</li> <li>d. Directs unit headquarters to integrate into the gaining command's combat service support system.</li> <li>e. Directs unit headquarters to submit reports in accordance with gaining command standing operating procedures (SOP) and operations plans.</li> </ul> <p>2. Headquarters completes integration actions.</p> <ul style="list-style-type: none"> <li>a. Enters tactical communications network.</li> <li>b. Integrates unit into theater assembly area security plan.</li> <li>c. Clarifies operational mission parameters with battalion support officer (S2) or battalion operations officer (S3).</li> <li>d. Submits required reports to gaining command.</li> <li>e. Conducts training as directed by gaining command.</li> <li>f. Coordinates support requirements with gaining command.</li> <li>g. Establishes direct support relationships with various support elements in the support structure to include supply, services, maintenance, and medical.</li> <li>h. Assumes missions as directed by gaining command.</li> </ul>		

TASK PERFORMANCE / EVALUATION SUMMARY BLOCK							
ITERATION	1	2	3	4	5	M	TOTAL
TOTAL TASK STEPS EVALUATED							
TOTAL TASK STEPS "GO"							
TRAINING STATUS "GO"/"NO-GO"							

\* indicates a leader task step.

SUPPORTING INDIVIDUAL TASKS

Task Number	Task Title	References
113-637-2001(SL1)	Communicate Via a Tactical Radio	STP 21-1-SMCT
151-357-0002(SL4)	Coordinate Combat Service Support (CSS) Operations	STP 21-24-SMCT
159-200-2020(SL4)	Integrate Threat Capabilities Into Mission Planning	STP 21-24-SMCT
805C-PAD-2461(SL2)	Maintain Accountability of Personnel (Status Report)	STP 21-24-SMCT

SUPPORTING COLLECTIVE TASKS: None

OPFOR TASKS AND STANDARDS: None

**ELEMENTS:** Company Headquarters  
 Operations Platoon Headquarters  
 DS Company MI Battalion

**TASK: Conduct Staging Activities (63-2-8026.34-0001)**  
 (FM 100-17-3) (FM 4-01.011)

**ITERATION:** 1 2 3 4 5 M (Circle)

**COMMANDER/LEADER ASSESSMENT:** T P U (Circle)

**CONDITIONS:** The unit is in the process of deploying following receipt of an operation order (OPORD). The unit has arrived in-theater at the aerial port of debarkation (APOD) and has moved to the theater staging base to reunite with unit equipment. The unit's equipment reception team has just arrived at the theater staging base from the seaport of debarkation (SPOD) with the equipment. The unit movement plan, security plan, unit access roster, tactical standing operating procedures (TSOP), and current maps are available. The unit has a trained officer and a noncommissioned officer (NCO) appointed as unit movement officer (UMO) and alternate UMO. The unit is deploying as part of a higher echelon deployment. Staging activities are performed day or night under all environmental conditions. Some iterations of this task should be performed in mission-oriented protective posture level 4 (MOPP4).

**TASK STANDARDS:** Personnel and equipment are mission capable, configured for the specific mission, and prepared for onward movement to the tactical assembly area.

**Note:** Because staging bases are not always available, units should be prepared to move directly to the tactical assembly area or into their area of operations from the port staging area. When this is necessary, the marshaling/staging functions are performed in a designated staging area in the vicinity of the port.

TASK STEPS AND PERFORMANCE MEASURES	GO	NO-GO
<p>*1. Commander supervises staging activities.</p> <ul style="list-style-type: none"> <li>a. Directs accountability be established for unit personnel and equipment</li> <li>b. Marshals unit personnel and equipment in preparation for onward movement.</li> <li>c. Notifies command and control element of the theater staging base of unit arrival.</li> <li>d. Files initial unit status report as directed.</li> <li>e. Conducts road-to-war brief.</li> <li>f. Conducts threat brief for all soldiers.</li> <li>g. Conducts rules of engagement (ROE) brief.</li> <li>h. Directs movement planning.</li> <li>i. Notifies higher headquarters on status of unit.</li> <li>j. Receives daily situational briefings from unit leaders.</li> <li>k. Notifies theater staging base when readiness is achieved.</li> </ul> <p>2. Headquarters performs staging activities.</p> <ul style="list-style-type: none"> <li>a. Establishes command post.</li> <li>b. Verifies accountability of personnel and equipment.</li> <li>c. Coordinates for life support.</li> </ul>		



TASK STEPS AND PERFORMANCE MEASURES	GO	NO-GO
<ul style="list-style-type: none"> <li>d. Provides information concerning staging area activities based on standing operating procedures (SOP) to element leaders.</li> <li>e. Conducts risk assessment for onward movement.</li> <li>f. Establishes communications with reception, staging, onward movement, and integration providers and higher-level commands.</li> <li>g. Establishes training objectives to be completed in the staging area.</li> <li>h. Verifies routes of march and support arrangements.</li> <li>i. Reports incremental buildup of combat power in accordance with theater staging base SOP.</li> <li>j. Conducts daily meetings with staging base operators.</li> <li>*3. UMO performs staging activities.               <ul style="list-style-type: none"> <li>a. Stages equipment in correct configuration for onward movement.</li> <li>b. Plans onward movement to the tactical assembly area.</li> <li>c. Coordinates with movement control team for onward movement.</li> <li>d. Prepares vehicles and equipment for movement.</li> <li>e. Verifies equipment is properly loaded on vehicles.</li> <li>f. Identifies convoy support centers.</li> <li>g. Prepares movement order.</li> <li>h. Briefs convoy personnel.</li> <li>i. Verifies start point (SP) time is established.</li> </ul> </li> <li>4. Conduct staging activities.               <ul style="list-style-type: none"> <li>a. Verify support needs are met for unit personnel.</li> <li>b. Perform maintenance activities to ensure all equipment is serviceable and operational, to include refueling and preventive maintenance checks and services (PMCS).</li> <li>c. Upload equipment and supplies onto vehicles.</li> <li>d. Inventory all property.</li> <li>e. Identify all shortages.</li> <li>f. Sign hand receipts.</li> <li>g. Maintain personnel accountability.</li> <li>h. Draw basic loads of class I, II, V, and VIII.</li> <li>i. Initiate security measures as directed.</li> <li>j. Perform force protection operations.</li> <li>k. Conduct training.</li> <li>l. Conduct test driving, bore sighting, and range activities.</li> </ul> </li> </ul>		

TASK PERFORMANCE / EVALUATION SUMMARY BLOCK							
ITERATION	1	2	3	4	5	M	TOTAL
TOTAL TASK STEPS EVALUATED							
TOTAL TASK STEPS "GO"							
TRAINING STATUS "GO"/"NO-GO"							

\* indicates a leader task step.

SUPPORTING INDIVIDUAL TASKS

Task Number	Task Title	References
071-331-0815(SL1)	Practice Noise, Light, and Litter Discipline	STP 21-1-SMCT
805C-PAD-2461(SL2)	Maintain Accountability of Personnel (Status Report)	STP 21-24-SMCT

SUPPORTING COLLECTIVE TASKS: None

OPFOR TASKS AND STANDARDS

**TASK: Conduct Air Attacks (34-OPFOR-1006)**

**CONDITION:** Opposing force (OPFOR) elements in the rear area have forwarded the coordinates of enemy facilities and elements. OPFOR aircraft have been dispatched to attack enemy installations or convoys.

**STANDARD:** Locate support sites, command and control facilities, and/or convoys. Conduct attack runs on designated targets. Enemy equipment, supplies, and vehicles are destroyed and enemy personnel are killed.

**TASK: Conduct Aerial Reconnaissance (34-OPFOR-1007)**

**CONDITION:** OPFOR HQ requires intelligence on the location and identification of enemy elements. Aircraft is dispatched to take photographs and conduct a visual inspection of enemy area.

**STANDARD:** Locate and photograph enemy positions in assigned sectors, including support and storage bases and command and control facilities. Visual checks are conducted when possible. The enemy is not engaged. Priority intelligence requests and other information requirements (IRs) are reported to OPFOR HQ.

**ELEMENTS:** Company Headquarters  
DS Company MI Battalion

**TASK: Plan Unit Mobilization in a Peacetime Environment (63-2-8027.34-0001)**  
(FM 100-17) (FM 3-07) (FM 4-01.011)

**ITERATION:** 1 2 3 4 5 M (Circle)

**COMMANDER/LEADER ASSESSMENT:** T P U (Circle)

**CONDITIONS:** The unit is operating in a normal peacetime environment at a normal state of readiness. The unit has a wartime mission with a corresponding operations plan on file. The unit is conducting its operational mission and mission essential task list (METL) training. The unit mobilization plans, movement plan, recall plan, security plan, unit access rosters, and current maps are available. The unit is deploying as part of a higher echelon deployment. Training requirements identified during this task are performed in Task 63-2-8003.34. Peacetime deployment planning activities are performed day or night under all environmental conditions, except nuclear, biological, and chemical (NBC). This task should not be trained in mission-oriented protective posture level 4 (MOPP4).

**Note:** Mobilization plans are required only for Reserve Component (RC) units. RC-specific tasks and performance measures are annotated "[RC]."

**TASK STANDARDS:** Mobilization plan [RC], movement plan, and readiness standing operating procedures (SOP) are completed in accordance with governing regulations and higher headquarters directions.

TASK STEPS AND PERFORMANCE MEASURES	GO	NO-GO
<p><b>*1.</b> Commander analyzes mission.</p> <ul style="list-style-type: none"> <li>a. Identifies tasks in the operations plan or concept plan.</li> <li>b. Identifies documented deployment policies and procedures from the readiness SOP, mobilization plan [RC], and movement plan.</li> <li>c. Updates unit METL to reflect current mission.</li> <li>d. Verifies mission parameters and details with higher headquarters.</li> <li>e. Briefs unit leaders on deployment and mission requirements.</li> </ul> <p><b>*2.</b> Commander directs deployment planning.</p> <ul style="list-style-type: none"> <li>a. Directs mobilization officer to update mobilization plan based on current mission guidance. [RC]</li> <li>b. Directs unit movement officer (UMO) to update the unit movement plan based on current mission guidance.</li> <li>c. Verifies UMO and alternate UMO are on orders and trained.</li> <li>d. Directs unit leaders to update unit readiness SOP.</li> <li>e. Directs unit leaders to update unit battle book, to include the unit missions, organization, locations of mobilization station and ports, and extracts from the applicable plans.</li> <li>f. Coordinates mission parameters and details with higher headquarters.</li> <li>g. Identifies deployment training requirements.</li> <li>h. Validates mobilization plan. [RC]</li> </ul> <p><b>*3.</b> Mobilization officer updates mobilization plan. [RC]</p>		

TASK STEPS AND PERFORMANCE MEASURES	GO	NO-GO
<p><b>Note:</b> The mobilization plan is updated annually or whenever a change occurs in unit mission or structure.</p> <hr/> <ul style="list-style-type: none"> <li>a. Revalidates support agreements.</li> <li>b. Updates annexes.</li> <li>c. Validates unit retrieval plan.</li> </ul> <p>*4. UMO updates unit movement plan.</p>		
<p><b>Note:</b> The unit movement plan is updated annually or whenever a change occurs in unit mission or structure.</p> <hr/> <ul style="list-style-type: none"> <li>a. Identifies the administrative, logistics, and coordinating requirements for the plan.</li> <li>b. Verifies load plans are current and entered into the automated unit equipment list (AUEL).</li> <li>c. Updates deployment equipment list based on current mission.</li> <li>d. Updates air load plan based on current mission.</li> <li>e. Prepares movement binders with key data, to include checklists, the current copy of the AUEL, the deployment equipment list, and strip maps.</li> <li>f. Identifies hazardous and sensitive/classified cargo and handling procedures.</li> <li>g. Identifies blocking, bracing, packing, and crating team material requirements.</li> <li>h. Coordinates ground movement plan to designated ports with supporting installation transportation office and local authorities.</li> <li>i. Verifies personnel identified for deployment equipment teams, supercargoes, and advance parties are deployable.</li> <li>j. Coordinates tactical information and security requirements with the battalion intelligence officer (S2) or battalion operations officer (S3) section.</li> </ul> <p>*5. Commander reviews unit readiness status.</p> <ul style="list-style-type: none"> <li>a. Validates requisitions for all equipment shortages.</li> <li>b. Directs unit supply to conduct an inventory of unit basic load items.</li> <li>c. Identifies unit training status for deployment mission, to include individual/crew-served weapons; NBC team; driver certification; special equipment; rail teams; air load/pallet build team; blocking, bracing, packing, and crating team; and hazardous material handlers.</li> <li>d. Directs unit headquarters to coordinate unit soldier readiness processing with the adjutant (S1) or supporting installation.</li> <li>e. Directs unit to maintain mobilization packet for each soldier in accordance with directives. [RC]</li> <li>f. Directs personnel section to screen members not available for deployment.</li> <li>g. Resolves nondeployable personnel issues.</li> </ul>		

TASK STEPS AND PERFORMANCE MEASURES	GO	NO-GO
<ul style="list-style-type: none"> <li>h. Maintains unit liaison with mobilization station.</li> <li>i. Directs maintenance section to identify maintenance affecting readiness.</li> <li>j. Initiates action to resolve unit maintenance problems affecting readiness.</li> <li>k. Directs unit safety officer to prepare risk assessment of the deployment operation.</li> </ul> <p><b>*6.</b> Prepare for mobilization.</p> <ul style="list-style-type: none"> <li>a. Update section portions of the readiness SOP and tactical standing operating procedures (TSOP).</li> <li>b. Update section portions of the unit battle book, to include the unit mission, organization, locations of mobilization station and ports, and extracts from the applicable operations plans.</li> <li>c. Provide input to commander for update of unit METL.</li> </ul> <p><b>7.</b> Headquarters plans for deployment.</p> <ul style="list-style-type: none"> <li>a. Identifies rear detachment requirements.</li> <li>b. Plans for property transfer, turnover, and control procedures.</li> <li>c. Verifies family support group program has been established and key personnel are available.</li> <li>d. Prepares plan for storing personnel property and privately owned vehicles.</li> <li>e. Coordinates accreditation of automated information systems. [RC]</li> <li>f. Identifies key personnel to be ordered to duty in advance of the unit. [RC]</li> <li>g. Coordinates with S1 for all unit personnel to go through soldier readiness processing.</li> <li>h. Maintains a mobilization packet for each soldier in accordance with directives. [RC]</li> <li>i. Coordinates update of readiness SOP and TSOP by section.</li> <li>j. Prepares communications plan.</li> <li>k. Identifies force protection measures.</li> <li>l. Prepares risk assessment of the deployment operation.</li> </ul> <p><b>8.</b> Conduct deployment training.</p> <ul style="list-style-type: none"> <li>a. Conduct load-out test as directed.</li> <li>b. Train load teams, such as rail-loading teams, packing and crating teams, blocking and bracing teams, and aerial/seaport load teams in specific team operations.</li> <li>c. Conduct mobilization status briefing for all unit personnel. [RC]</li> <li>d. Conduct test of alert notification plan.</li> <li>e. Conduct hazardous material training as needed.</li> </ul>		

TASK PERFORMANCE / EVALUATION SUMMARY BLOCK							
ITERATION	1	2	3	4	5		TOTAL
TOTAL TASK STEPS EVALUATED							
TOTAL TASK STEPS "GO"							
TRAINING STATUS "GO"/"NO-GO"							

\* indicates a leader task step.

SUPPORTING INDIVIDUAL TASKS

Task Number	Task Title	References
551-88N-0002(SL2)	Prepare for Unit Movement	STP 21-24-SMCT
551-88N-0003(SL4)	Plan Unit Move	STP 21-24-SMCT
551-88N-0004(SL3)	Coordinate Unit Movement	STP 21-24-SMCT
850-001-2000(SL2)	Employ Accident Prevention Measures and Risk Management Process	STP 21-24-SMCT
850-001-4001(SL4)	Integrate Risk Management Into Platoon	STP 21-24-SMCT

SUPPORTING COLLECTIVE TASKS: None

OPFOR TASKS AND STANDARDS: None

**ELEMENTS:** DS Company MI Battalion  
Company Headquarters

**TASK: Plan Unit Redeployment (63-2-8029.34-0001)**  
(FM 100-17) (FM 55-1) (FM 4-01.30)  
(FM 4-01.011)

**ITERATION:** 1 2 3 4 5 M Circle)

**COMMANDER/LEADER ASSESSMENT:** T P U (Circle)

**CONDITIONS:** The unit receives a warning order (WARNO) to deploy to home station. The unit is located in the tactical assembly area. Some personnel and administrative actions are initiated in the tactical assembly area and completed in the rear assembly area. The unit is redeploying as part of a higher headquarters redeployment. The redeployment movement plan is available. The unit has a unit movement officer (UMO). Preparation activities for redeployment are performed day or night. This task should not be trained in mission-oriented protective posture level 4 (MOPP4).

**TASK STANDARDS:** The redeployment movement plan is completed in accordance with governing regulations and higher headquarters directions.

TASK STEPS AND PERFORMANCE MEASURES	GO	NO-GO
<p>*1. Commander analyzes redeployment mission.</p> <ul style="list-style-type: none"> <li>a. Identifies tasks in the deployment WARNO.</li> <li>b. Identifies documented redeployment policies and procedures from the tactical standing operating procedures (TSOP), redeployment plan, movement order, operation plans (OPLANS), and operation orders (OPORDs).</li> <li>c. Issues warning notice to unit leaders.</li> <li>d. Coordinates mission parameters and details with higher headquarters.</li> <li>e. Identifies redeployment criteria required for unit validation.</li> <li>f. Verifies unit follow-on mission.</li> <li>g. Briefs unit leaders on redeployment and mission requirements.</li> </ul> <p>*2. Commander reviews unit readiness status.</p> <ul style="list-style-type: none"> <li>a. Identifies equipment shortages.</li> <li>b. Inventories unit basic load items.</li> <li>c. Identifies training status of individual and crew-served weapons; nuclear, biological, and chemical (NBC) teams; driver certification; special equipment; rail teams; air load/pallet build team; blocking, bracing, packing, and crating team; automated air land planning system; hazardous material certified personnel; and other automated system operators.</li> <li>d. Identifies unit maintenance problems.</li> <li>e. Directs unit headquarters to review personnel status.</li> <li>f. Requests support to correct readiness deficiencies.</li> </ul>		

TASK STEPS AND PERFORMANCE MEASURES	GO	NO-GO
<p><b>*3.</b> Commander directs redeployment planning.</p> <ul style="list-style-type: none"> <li><b>a.</b> Directs UMO to update redeployment movement plan based on current mission guidance and time line from higher headquarters.</li> <li><b>b.</b> Directs unit leaders to update battle book, to include the unit mission, organization, redeployment ports information, and extracts from the applicable operations plans.</li> <li><b>c.</b> Directs unit safety officer to prepare a risk assessment of the deployment operation.</li> <li><b>d.</b> Issues redeployment OPORD.</li> </ul> <p><b>*4.</b> UMO updates redeployment movement plan.</p> <ul style="list-style-type: none"> <li><b>a.</b> Updates the administrative, logistics, and coordinating requirements for the plan based on current mission.</li> <li><b>b.</b> Updates redeployment movement plan based on current mission guidance.</li> <li><b>c.</b> Verifies load plans are current and are entered into the automated unit equipment list (AUEL).</li> <li><b>d.</b> Updates deployment equipment list based on current missions.</li> <li><b>e.</b> Updates movement binders with mission-specific information.</li> <li><b>f.</b> Identifies hazardous and sensitive/classified handling procedures for each mode of transport and each port.</li> <li><b>g.</b> Updates blocking, bracing, packing, and crating team materiel requirements.</li> <li><b>h.</b> Verifies status of personnel listed for redeployment equipment teams, supercargoes, and advance parties.</li> <li><b>i.</b> Coordinates tactical information and security requirements with the operations section.</li> </ul> <p><b>5.</b> Headquarters plans for redeployment.</p> <ul style="list-style-type: none"> <li><b>a.</b> Plans steps to meet redeployment validation criteria.</li> <li><b>b.</b> Identifies force protection measures in the assembly areas and marshaling areas.</li> <li><b>c.</b> Incorporates redeployment family reunion requirements into planning time line.</li> <li><b>d.</b> Plans media contact for return to home station.</li> <li><b>e.</b> Initiates planning for welcome home ceremony.</li> <li><b>f.</b> Identifies requirements and plan for stress control briefings.</li> <li><b>g.</b> Provides rear detachment with information on redeployment for dissemination to families.</li> <li><b>h.</b> Performs risk assessment on redeployment operations.</li> </ul>		



TASK PERFORMANCE / EVALUATION SUMMARY BLOCK							
ITERATION	1	2	3	4	5		TOTAL
TOTAL TASK STEPS EVALUATED							
TOTAL TASK STEPS "GO"							
TRAINING STATUS "GO"/"NO-GO"							

\* indicates a leader task step.

SUPPORTING INDIVIDUAL TASKS

Task Number	Task Title	References
551-88N-0003(SL4)	Plan Unit Move	STP 21-24-SMCT
551-88N-0004(SL3)	Coordinate Unit Movement	STP 21-24-SMCT
850-001-2000(SL2)	Employ Accident Prevention Measures and Risk Management Process	STP 21-24-SMCT
850-001-3001(SL3)	Control Mission Safety Hazard	STP 21-24-SMCT
850-001-4001(SL4)	Integrate Risk Management Into Platoon	STP 21-24-SMCT

SUPPORTING COLLECTIVE TASKS: None

OPFOR TASKS AND STANDARDS: None

**ELEMENTS:** Company Headquarters  
 DS Company MI Battalion  
 Operations Platoon Headquarters

**TASK: Conduct a Chemical Survey (03-2-C310.34-0001)**  
 (FM 3-19) (FM 3-3)

**ITERATION:** 1M 2M 3M 4M 5M (Circle)

**COMMANDER/LEADER ASSESSMENT:** T P U (Circle)

**CONDITIONS:** Chemical contamination is present in an area of operational concern. Monitoring reports do not provide an accurate picture of the hazard area. Higher headquarters directs that the area be surveyed. This task is always performed in mission-oriented protective posture level 4 (MOPP4).

**TASK STANDARDS:** The unit moves to the suspected area of contamination, determines the initial limits, and defines the actual boundary of contamination within 50 meters accuracy. Results of the survey are submitted to higher headquarters.

TASK STEPS AND PERFORMANCE MEASURES	GO	NO-GO
<p>*1. Commander issues guidance to survey team.</p> <p>2. Survey team prepares to conduct the survey.</p> <ul style="list-style-type: none"> <li>a. Assume MOPP4 before entering the suspected area of contamination.</li> <li>b. Attach M9 detection paper to personnel and vehicles.</li> <li>c. Load chemical agent detection equipment.</li> </ul> <hr/> <p><b>Note:</b> Chemical detection equipment should include an automatic chemical agent alarm, an M256A1 detector kit, M8 and M9 detector paper, an M272 water test kit, an M34 sampling kit, and chemical agent monitor (if available).</p> <hr/> <p>3. Survey control party briefs survey team.</p> <ul style="list-style-type: none"> <li>a. State the amount of time allowed for completion of survey.</li> <li>b. Describe the operational situation as it pertains to the conduct of the survey.</li> <li>c. Describe the opposing force (OPFOR) and friendly situation.</li> <li>d. State any factual information available about the suspect contaminated area.</li> </ul> <hr/> <p><b>Note:</b> Information should include the source of contamination, the terrain and weather, and the way in which the contamination was delivered.</p> <hr/> <ul style="list-style-type: none"> <li>e. Issue a clear and concise statement of mission to include specific tasks to be accomplished.</li> <li>f. Brief the survey team on the concept of operation.</li> <li>g. State the specific coordinating instructions.</li> <li>h. Indicate the time of departure and return.</li> <li>i. Identify primary and alternate routes to and from the suspected area of contamination.</li> <li>j. Identify administrative and logistical requirements.</li> </ul>		

TASK STEPS AND PERFORMANCE MEASURES	GO	NO-GO
<p>k. Identify required forms.</p> <p>l. Identify required equipment.</p> <p>m. Identify command and signal procedures.</p> <p>4. Survey team conducts the survey.</p> <p>a. Move to the suspected area of contamination.</p> <p>b. Survey team leader identifies a starting point for the team in accordance with initial overlay.</p> <p>c. Survey team leader ensures the team conducts tests with an M256A1 detector kit at the initial testing point.</p> <p>d. Use detector paper and chemical agent monitor to take readings at every 200-meter interval until agent reacts with the detector paper or until each team member comes within 200 meters of the attack center.</p> <p>e. Collect samples at selected intervals.</p> <p>f. All team members reach the last test point at approximately the same time.</p> <p>g. Survey team leader determines the initial limits of contamination.</p> <p>h. Execute 180-degree turn and proceed backward along the previously used path halfway to the last sampling point.</p> <p>i. Recheck again for contamination.</p> <p>j. Continue the bracketing technique to refine the initial limits of hazard.</p> <hr/> <p><b>Note:</b> Steps for bracketing technique: (1) Survey team leader analyzes the situation to approximate the suspected boundary of hazard. (2) From the initial point of contamination, the survey leader aligns the survey team perpendicular to the suspected boundary of contamination in 10- to 100-meter intervals (depending on terrain). (3) Survey team continues testing and collecting samples until the entire boundary of the contamination is defined.</p> <hr/> <p>k. Survey team leader ensures all members exit the area using the route established.</p> <p>*5. Team leader records the results of the chemical survey on DA Form 1971-2-R (<i>Chemical Data Sheet – Monitoring or Survey</i>).</p> <p>a. Annotate the type of agents present within the area.</p> <p>b. Annotate the location of contamination.</p> <p>c. Annotate the type of detector used.</p> <p>6. Survey team completes survey.</p> <p>a. Survey team leader reports results to the control party.</p> <p>b. Mark contaminated area.</p> <p>c. Move to designated decontamination area.</p>		

TASK PERFORMANCE / EVALUATION SUMMARY BLOCK							
ITERATION	1M	2M	3M	4M	5M		TOTAL
TOTAL TASK STEPS EVALUATED							
TOTAL TASK STEPS "GO"							
TRAINING STATUS "GO"/"NO-GO"							

\* indicates a leader task step.

SUPPORTING INDIVIDUAL TASKS

Task Number	Task Title	References
031-503-1013(SL1)	Decontaminate Yourself and Individual Equipment Using Chemical Decontaminating Kits	STP 21-1-SMCT
031-503-1015(SL1)	Protect Yourself From NBC Injury/ Contamination With the Appropriate Mission-Oriented Protective Posture (MOPP) Gear	STP 21-1-SMCT
031-503-1023(SL2)	Protect Yourself From NBC Injury/ Contamination When Changing Mission-Oriented Protective Posture (MOPP) Gear	STP 21-24-SMCT
031-503-1035(SL1)	Protect Yourself From Chemical/Biological Contamination Using Your Assigned Protective Mask	STP 21-1-SMCT
031-503-1037(SL1)	Detect Chemical Agents Using M8 or M9 Detector Paper	STP 21-1-SMCT
031-503-2001(SL2)	Identify Chemical Agents Using M256-Series Chemical Agent Detector Kit	STP 21-24-SMCT
031-503-3002(SL2)	Conduct Unmasking Procedures	STP 21-24-SMCT
031-503-3004(SL2)	Supervise the Crossing of a Contaminated Area	STP 21-24-SMCT
031-503-3008(SL2)	Implement Mission-Oriented Protective Posture	STP 21-24-SMCT
031-506-2061(SL2)	Conduct a Mask Fit Test	STP 21-24-SMCT
071-326-0503(SL1)	Move Over, Through, or Around Obstacles (Except Minefields)	STP 21-1-SMCT
850-001-2000(SL2)	Employ Accident Prevention Measures and Risk Management Process	STP 21-24-SMCT
850-001-3001(SL3)	Control Mission Safety Hazard	STP 21-24-SMCT
850-001-4001(SL4)	Integrate Risk Management Into Platoon	STP 21-24-SMCT

SUPPORTING COLLECTIVE TASKS: None

OPFOR TASKS AND STANDARDS

**TASK: Disrupt Enemy Movement and Operations Using Tactical Nuclear Weapons (34-OPFOR-1002)**

**CONDITION:** Orders have been received to use tactical nuclear weapons in the enemy's rear area. Key locations have been identified.

**STANDARD:** Tactical nuclear missiles are delivered on target. Movement of equipment and supplies is disrupted or delayed to forward areas. Enemy equipment and supplies are destroyed. A high rate of nuclear casualties is inflicted among enemy troops.

**TASK: Disrupt Enemy Movement and Operations Using Persistent and Nonpersistent Chemical Weapons (34-OPFOR-1001)**

**CONDITION:** Conventional artillery weapons or aircraft are available to deliver chemical weapons. Routes and key bases in the rear area have been selected.

**STANDARD:** Chemical agents are delivered into targeted areas. The movement of enemy supplies and equipment to forward areas is delayed by disrupting command and control systems. Enemy movement is successfully channeled into predesignated ambush areas. Enemy supplies and equipment are contaminated. A high rate of casualties is inflicted on enemy forces.

**TASK: Conduct Air Attacks (34-OPFOR-1006)**

**CONDITION:** Opposing force (OPFOR) elements in the rear area have forwarded the coordinates of enemy facilities and elements. OPFOR aircraft have been dispatched to attack enemy installations or convoys.

**STANDARD:** Locate support sites, command and control facilities, and/or convoys. Conduct attack runs on designated targets. Enemy equipment, supplies, and vehicles are destroyed and enemy personnel are killed.

**TASK: Conduct Deliberate Ambush (34-OPFOR-1004)**

**CONDITION:** OPFOR element is operating along an enemy major supply route. Intelligence has reported an enemy convoy approaching the element. Headquarters has ordered complete destruction of the march element. The march element is approximately 15 minutes from the ambush point. OPFOR element possesses automatic weapons, antiarmor weapons, and command-detonated mines.

**STANDARD:** Prepare ambush site before arrival of enemy convoy. Surprise enemy forces. Force enemy march element to halt in kill zone. Kill, wound, or capture enemy personnel and destroy all vehicles and equipment. Consolidate and withdraw from the area on order. Results of the mission are reported to headquarters.

**TASK: Conduct Hasty Ambush (34-OPFOR-1003)**

**CONDITION:** OPFOR element is moving in a concealed area when an enemy element is reported moving along an adjacent route.

**STANDARD:** The ambush site is prepared before the arrival of the enemy element. The enemy force is surprised and casualties are inflicted within the designated kill zone. Delay enemy march element from reaching its specified destination. Withdraw, on order, within 2 minutes of ambush initiation. Report results of mission to headquarters.

**TASK: Conduct Raid (34-OPFOR-1009)**

**CONDITION:** OPFOR element has occupied an objective rally point and has orders to conduct a raid on a rear area base.

**STANDARD:** Surprise the enemy forces. Assault enemy support base and accomplish assigned tasks. Specified equipment and supplies are destroyed. Decisive engagement is avoided. All personnel are withdrawn from the area within the prescribed time. The collected intelligence data satisfies the priority intelligence requirements (PIRs).

**ELEMENTS:** Company Headquarters  
 DS Company MI Battalion  
 Operations Platoon Headquarters

**TASK: Conduct Thorough Decontamination Operations (03-2-C312.34-0001)**

(FM 3-5) (FM 3-11) (FM 3-3)  
 (FM 3-11.4)

**ITERATION:** 1M 2M 3M 4M 5M (Circle)

**COMMANDER/LEADER ASSESSMENT:** T P U (Circle)

**CONDITIONS:** The unit has just completed operations in a contaminated area. The tactical situation allows the unit time to conduct deliberate decontamination en route to a new location at the brigade support area. A chemical decontamination platoon is available to assist the company. This task is always performed in mission-oriented protective posture level 4 (MOPP4).

**TASK STANDARDS:** Conduct deliberate decontamination of vehicles and personnel in order to continue the mission.

TASK STEPS AND PERFORMANCE MEASURES	GO	NO-GO
<p>*1. Company commander coordinates for deliberate decontamination.</p> <p>*2. Unit leader determines extent of contamination and establishes decontamination priorities.</p> <ul style="list-style-type: none"> <li>a. Coordinate with higher headquarters and decontamination element for the location of the decontamination site.</li> <li>b. Receive input from subordinate leaders and/or staff.</li> <li>c. Coordinate with higher headquarters for routes to the decontamination site.</li> <li>d. Establish priorities of decontamination.</li> <li>e. Ensure basic skills decontamination is complete (personal wipe down and operator spray down) prior to leaving the area of operations.</li> </ul> <p>*3. Send an advance party to rendezvous with the decontamination site.</p> <p>*4. Submit request for decontamination to higher headquarters. Request should, at a minimum, include the following:</p> <ul style="list-style-type: none"> <li>a. Designation of the contaminated unit.</li> <li>b. Location of the contaminated unit.</li> <li>c. Frequency and call sign of the contaminated unit.</li> <li>d. Time the unit became contaminated.</li> <li>e. Number of vehicles or equipment, by type, that are contaminated.</li> <li>f. Type of contamination.</li> <li>g. Earliest possible time the unit can move and begin decontamination.</li> <li>h. Special requirements (patient decontamination station, recovery assets, unit decontamination team, etc.).</li> </ul>		

TASK STEPS AND PERFORMANCE MEASURES	GO	NO-GO
<p>5. Unit's higher headquarters chemical staff must—</p> <ul style="list-style-type: none"> <li>a. Issue a warning order (WARNO) to the supporting chemical unit.</li> <li>b. Coordinate the movement of the contaminated unit to the linkup point and decontamination site.</li> <li>c. Coordinate with supporting elements (medical, engineer, air defense, military police, smoke support, etc.).</li> </ul> <hr/> <p><b>Note:</b> The contaminated unit is responsible for providing security for the decontamination site. Security support must be coordinated before arriving at the linkup point.</p> <hr/> <ul style="list-style-type: none"> <li>d. Ensure decontamination platoon sets up the unit decontamination station.</li> <li>e. Ensure the contaminated unit's main body moves to pre-decontamination staging area.</li> </ul> <p>6. Unit arrives at the pre-decontamination staging area.</p> <ul style="list-style-type: none"> <li>a. Check personnel, vehicle, and equipment for contamination and segregates accordingly.</li> <li>b. Determine priorities and segregate vehicles based on mission requirements.</li> <li>c. Prepare vehicles for decontamination (for example, button up and remove items that cannot be contaminated using decontaminating solution #2 [DS2]).</li> <li>d. Ensure drivers move vehicles and equipment through the site.</li> <li>e. Ensure dismounted crews move to troop decontamination site.</li> </ul> <p>7. Prepare for decontamination.</p> <ul style="list-style-type: none"> <li>a. Segregate contaminated vehicles and equipment from the uncontaminated, if possible.</li> <li>b. Crews, except drivers, dismount the vehicles, ensuring they— <ul style="list-style-type: none"> <li>(1) Remove all equipment from the tops of the vehicles.</li> <li>(2) Do not reenter the vehicles once they have exited (to prevent further contamination of the interior of the vehicles).</li> </ul> </li> <li>c. Prepare vehicles for detailed equipment decontamination. <ul style="list-style-type: none"> <li>(1) Remove all heavy mud and debris from the vehicle using pioneer tools.</li> <li>(2) Remove and dispose of seat covers, canvas items, camouflage netting, and other materials that can absorb chemical contaminants.</li> <li>(3) Remove and dispose of nuclear, biological, and chemical (NBC) covers as contaminated waste.</li> </ul> </li> <li>d. Move contaminated personnel, vehicles, and equipment to the detailed troop and equipment decontamination lines.</li> </ul> <p>8. Process vehicles and equipment through the decontamination site stations.</p> <ul style="list-style-type: none"> <li>a. Ensure contaminated units follow directions of chemical unit personnel.</li> <li>b. Ensure contaminated unit provides traffic control.</li> </ul>		

TASK STEPS AND PERFORMANCE MEASURES	GO	NO-GO
<p>c. Ensure contaminated unit provides site security for decontamination site.</p> <hr/> <p><b>Note:</b> Halfway through the equipment decontamination site, a decontaminated assistant driver takes over for the contaminated driver who moves to the troop decontamination station. Assistant drivers should be the first through the troop decontamination site so they will be available for this exchange. After decontamination, soldiers from the troop area and vehicles from the equipment decontamination area are reunited.</p> <hr/> <p>d. Provide guides to control vehicle traffic through the site.</p> <p>e. Drivers move the vehicles and equipment through the stations.</p> <p>f. Assistant drivers who have processed through the detailed troop decontamination stations replace the primary drivers at station three, once interior decontamination is completed.</p> <p>g. The primary drivers proceed to the detailed troop decontamination site to process through the stations.</p> <p>h. Soldiers from the detailed troop decontamination site and vehicles and equipment from the detailed equipment decontamination site reunite and move to the reconstitution area.</p> <p>9. Following are the five basic vehicle decontamination site stations.</p> <p>a. Station one: Initial wash.</p> <p>b. Station two: DS2 application.</p> <p>c. Station three: Wait and interior decontamination.</p> <p>d. Station four: Rinse.</p> <p>e. Station five: Check.</p> <p>10. Following are details of the vehicle decontamination site stations.</p> <p>a. Station one.</p> <p>(1) Decontaminate all equipment used at the station (power-driven decontamination equipment [PDDE], hoses, nozzles, etc.).</p> <p>(2) Check all equipment for contamination and decontamination again if necessary.</p> <p>(3) Drain water from blivets or fabric tanks.</p> <p>(4) Load equipment on vehicles.</p> <p>(5) Spread a can of subtropical bleach in each sump and cover the sumps.</p> <p>(6) Mark the sumps.</p> <p>b. Station two (for chemical and biological decontamination only).</p> <p>(1) Apply DS2 to PDDE, mops, handles, decontamination apparatus, and containers.</p> <p>(2) Discard mop heads, brushes, and station sign into station four sump and then pull PDDE forward and wash entire application point.</p> <p>(3) Load unused decontaminants onto vehicles.</p> <p>(4) Mark the area and move all reusable equipment from station two to station three.</p>		



TASK STEPS AND PERFORMANCE MEASURES	GO	NO-GO
<p>c. Station three.</p> <p>(1) Inspect unused supplies for contamination; if uncontaminated, load onto vehicles.</p> <p>(2) Throw contaminated supplies into station four sump.</p> <p>d. Station four.</p> <p>(1) Spray vehicle from top to bottom with water.</p> <p>(2) Ensure that all DS2 is removed from vehicle. Failure to remove all DS2 from the vehicle may cause false positive readings.</p> <p>(3) Use high water pressure systems, if available.</p> <p>e. Station five.</p> <p>(1) Decontaminate all equipment used at the station.</p> <p>(2) Load all reusable equipment onto vehicles.</p> <p>(3) Discard unusable items into station four sump.</p> <p>11. Following are the eight basic detailed troop decontamination site stations.</p> <p>a. Station one: Individual gear decontamination.</p> <p>b. Station two: Overboot and hood decontamination.</p> <p>c. Station three: Overgarment removal.</p> <p>d. Station four: Overboot and glove removal.</p> <p>e. Station five: Monitor.</p> <p>f. Station six: Mask removal.</p> <p>g. Station seven: Mask decontamination point.</p> <p>h. Station eight: Reissue point.</p> <hr/> <p>* <b>Note:</b> The decontamination unit leader must establish a route to move vehicle operators from station three of the detailed equipment decontamination site to the detailed troop decontamination site.</p> <hr/> <p>12. Station operators clean up the detailed troop decontamination site.</p> <p>a. Place all used supplies from station seven into the station seven sump.</p> <p>b. Move all usable equipment and supplies from all stations to station one.</p> <p>c. Discard unusable supplies from stations five, four, and three into the sump at station one.</p> <p>d. Decontaminate all supplies and equipment collected at station one.</p> <p>e. Empty and rinse the decontaminant containers from station one into the sump at that station.</p> <p>f. Mark the area.</p> <p>g. Dispose of used overgarments into the station one sump.</p> <p>h. Decontaminate rubber gloves and move all equipment from station one upwind of the decontamination area. (Keep this equipment separate from the equipment used the fill the sump.)</p>		

TASK STEPS AND PERFORMANCE MEASURES	GO	NO-GO
i. Spread a can of subtropical bleach in each sump and cover the sumps. j. Mark the sumps. k. Move all equipment used to fill the sump upwind of the decontamination area. <b>13.</b> After cleanup. a. Submit NBC-4 report to higher headquarters, defining the areas of contamination resulting from the decontamination operation. b. Coordinate for and request maintenance support. c. Coordinate for and establish logistical support for resupply activities.		

TASK PERFORMANCE / EVALUATION SUMMARY BLOCK							
ITERATION	1M	2M	3M	4M	5M		TOTAL
TOTAL TASK STEPS EVALUATED							
TOTAL TASK STEPS "GO"							
TRAINING STATUS "GO"/"NO-GO"							

\* indicates a leader task step.

SUPPORTING INDIVIDUAL TASKS

Task Number	Task Title	References
031-503-1013(SL1)	Decontaminate Yourself and Individual Equipment Using Chemical Decontaminating Kits	STP 21-1-SMCT
031-503-1015(SL1)	Protect Yourself From NBC Injury/ Contamination with the Appropriate Mission-Oriented Protective Posture (MOPP) Gear	STP 21-1-SMCT
031-503-1019(SL1)	React to Chemical or Biological Hazard or Attack	STP 21-1-SMCT
031-503-1023(SL2)	Protect Yourself From NBC Injury/ Contamination When Changing Mission-Oriented Protective Posture (MOPP) Gear	STP 21-24-SMCT
031-503-1035(SL1)	Protect Yourself From Chemical/Biological Contamination Using Your Assigned Protective Mask	STP 21-1-SMCT
031-503-1036(SL1)	Maintain Your Assigned Protective Mask	STP 21-1-SMCT
031-503-1037(SL1)	Detect Chemical Agents Using M8 or M9 Detector Paper	STP 21-1-SMCT
031-503-2001(SL2)	Identify Chemical Agents Using M256-Series Chemical Agent Detector Kit	STP 21-24-SMCT
031-503-3002(SL2)	Conduct Unmasking Procedures	STP 21-24-SMCT
031-503-3010(SL2)	Supervise Employment of Nuclear, Biological, or Chemical Markers	STP 21-24-SMCT
031-506-1053(SL2)	Report NBC Information Using NBC-4 Report	STP 21-24-SMCT
850-001-2000(SL2)	Employ Accident Prevention Measures and Risk Management Process	STP 21-24-SMCT
850-001-3001(SL3)	Control Mission Safety Hazard	STP 21-24-SMCT
850-001-4001(SL4)	Integrate Risk Management Into Platoon	STP 21-24-SMCT

SUPPORTING COLLECTIVE TASKS: None

OPFOR TASKS AND STANDARDS

**TASK: Disrupt Enemy Movement and Operations Using Tactical Nuclear Weapons (34-OPFOR-1002)**

**CONDITION:** Orders have been received to use tactical nuclear weapons in the enemy's rear area. Key locations have been identified.

**STANDARD:** Tactical nuclear missiles are delivered on target. Movement of equipment and supplies is disrupted or delayed to forward areas. Enemy equipment and supplies are destroyed. A high rate of nuclear casualties is inflicted among enemy troops.

**TASK: Conduct Air Attacks (34-OPFOR-1006)**

**CONDITION:** Opposing force (OPFOR) elements in the rear area have forwarded the coordinates of enemy facilities and elements. OPFOR aircraft have been dispatched to attack enemy installations or convoys.

**STANDARD:** Locate support sites, command and control facilities, and/or convoys. Conduct attack runs on designated targets. Enemy equipment, supplies, and vehicles are destroyed and enemy personnel are killed.

**TASK: Conduct Sniper Operations (34-OPFOR-1005)**

**CONDITION:** OPFOR element has received a sniper mission from headquarters. Snipers are assigned missions in the enemy rear area along major supply routes and near support sites.

**STANDARD:** Infiltrate enemy area of operations and set up a well-concealed location. Vehicle drivers or personnel on foot are engaged with short bursts of semiautomatic fire. Selected targets are killed or wounded. Prevent position from being discovered and evacuate the area without being detected. Results of the operation are reported to OPFOR headquarters.

**TASK: Conduct Hasty Ambush (34-OPFOR-1003)**

**CONDITION:** OPFOR element is moving in a concealed area when an enemy element is reported moving along an adjacent route.

**STANDARD:** The ambush site is prepared before the arrival of the enemy element. The enemy force is surprised and casualties are inflicted within the designated kill zone. Delay enemy march element from reaching its specified destination. Withdraw, on order, within 2 minutes of ambush initiation. Report results of mission to headquarters.

**ELEMENTS:** DS Company MI Battalion  
 Company Headquarters  
 Operations Platoon Headquarters

**TASK: Prepare for Operations Under Nuclear, Biological, and Chemical Conditions (03-3-C201.34-0001)**

(FM 3-11.4)

(FM 3-11)

(FM 3-3)

**ITERATION:** 1M 2M 3M 4M 5M (Circle)

**COMMANDER/LEADER ASSESSMENT:** T P U (Circle)

**CONDITIONS:** Higher headquarters informs the platoon the threat is using nuclear, biological, and chemical (NBC) warfare. The platoon has NBC equipment. Individual soldiers have protective masks, mission-oriented protective posture (MOPP) gear, and load-carrying equipment readily available. This task is always performed in mission-oriented protective posture level 4 (MOPP4).

**TASK STANDARDS:** The platoon uses collective protection or takes measures to limit the effects of NBC contamination and continued the mission. The time required to prepare is increased when operating in MOPP4.

TASK STEPS AND PERFORMANCE MEASURES	GO	NO-GO
<p><b>*1.</b> Check accountability and serviceability of NBC defense equipment.</p> <ul style="list-style-type: none"> <li><b>a.</b> Ensure NBC detection equipment is issued to trained operators.</li> <li><b>b.</b> Ensure NBC detection equipment is employed and operating within 15 minutes.</li> <li><b>c.</b> Identify equipment shortages.</li> <li><b>d.</b> Take action to obtain replacement equipment.</li> </ul> <p><b>2.</b> Assume MOPP levels as directed by higher headquarters or as the NBC situation dictates. Prepare to operate at the time specified in the operation order (OPORD).</p> <ul style="list-style-type: none"> <li><b>a.</b> Mask and hood within 15 seconds.</li> <li><b>b.</b> Assume MOPP4 within 8 minutes.</li> </ul> <p><b>3.</b> Take actions to protect against NBC attack.</p> <ul style="list-style-type: none"> <li><b>a.</b> Set up and use collective protective shelters (if available).</li> <li><b>b.</b> Prepare protective shelters, such as foxholes, with overhead cover.</li> <li><b>c.</b> Ensure battery powered lights are available for emergency use.</li> <li><b>e.</b> Camouflage shelter areas.</li> <li><b>f.</b> Conceal actions during construction.</li> </ul> <p><b>*4.</b> Adjust MOPP level using MOPP analysis.</p> <ul style="list-style-type: none"> <li><b>a.</b> Receive and analyze the enemy NBC threat capability.</li> </ul> <hr/> <p><b>Note:</b> Threat considerations include the following: Is the unit targeted or can it be targeted? Does the enemy have the capability to deliver chemical or nuclear weapons? When or where would the enemy most likely deliver the chemical or nuclear weapons?</p> <hr/>		

TASK STEPS AND PERFORMANCE MEASURES	GO	NO-GO
<p><b>b.</b> Collect and analyze weather data.</p> <hr/> <p><b>Note:</b> Weather considerations include the following: Is it day or night? What are the current weather conditions? What will be the weather conditions 2, 4, or 6 hours in the future? (See chemical downwind message or weather report.)</p> <hr/> <p><b>c.</b> Identify and inform personnel of field expedient protective shelter locations.</p> <p><b>d.</b> Ensure personnel improve individual fighting positions with overhead cover.</p> <p><b>e.</b> Analyze the unit status and mission.</p> <hr/> <p><b>Note:</b> Mission considerations include the following: What is the mission? What is the work rate? How long will the work take? What is the training and physical condition of the unit? How long will it take to warn all soldiers of an NBC attack?</p> <hr/>		

TASK PERFORMANCE / EVALUATION SUMMARY BLOCK							
ITERATION	1M	2M	3M	4M	5M		TOTAL
TOTAL TASK STEPS EVALUATED							
TOTAL TASK STEPS "GO"							
TRAINING STATUS "GO"/"NO-GO"							

\* indicates a leader task step.

SUPPORTING INDIVIDUAL TASKS

Task Number	Task Title	References
031-503-1015(SL1)	Protect Yourself From NBC Injury/ Contamination with the Appropriate Mission-Oriented Protective Posture (MOPP) Gear	STP 21-1-SMCT
031-503-1023(SL2)	Protect Yourself From NBC Injury/Contamination When Changing Mission-Oriented Protective Posture (MOPP) Gear	STP 21-24-SMCT
031-503-1035(SL1)	Protect Yourself From Chemical/Biological Contamination Using Your Assigned Protective Mask	STP 21-1-SMCT
031-503-1036(SL1)	Maintain Your Assigned Protective Mask	STP 21-1-SMCT
031-503-1037(SL1)	Detect Chemical Agents Using M8 or M9 Detector Paper	STP 21-1-SMCT
031-503-3004(SL2)	Supervise the Crossing of a Contaminated Area	STP 21-24-SMCT
031-503-3008(SL2)	Implement Mission-Oriented Protective Posture	STP 21-24-SMCT
031-503-3010(SL2)	Supervise Employment of Nuclear, Biological, or Chemical Markers	STP 21-24-SMCT
031-503-4002(SL2)	Supervise Unit Preparation for NBC Attack	STP 21-24-SMCT
850-001-2000(SL2)	Employ Accident Prevention Measures and Risk Management Process	STP 21-24-SMCT
850-001-3001(SL3)	Control Mission Safety Hazard	STP 21-24-SMCT
850-001-4001(SL4)	Integrate Risk Management Into Platoon	STP 21-24-SMCT

SUPPORTING COLLECTIVE TASKS: None

OPFOR TASKS AND STANDARDS

**TASK: Disrupt Enemy Movement and Operations Using Persistent and Nonpersistent Chemical Weapons (34-OPFOR-1001)**

**CONDITION:** Conventional artillery weapons or aircraft are available to deliver chemical weapons. Routes and key bases in the rear area have been selected.

**STANDARD:** Chemical agents are delivered into targeted areas. The movement of enemy supplies and equipment to forward areas is delayed by disrupting command and control systems. Enemy movement is successfully channeled into predesignated ambush areas. Enemy supplies and equipment are contaminated. A high rate of casualties is inflicted on enemy forces.

**TASK: Disrupt Enemy Movement and Operations Using Tactical Nuclear Weapons (34-OPFOR-1002)**

**CONDITION:** Orders have been received to use tactical nuclear weapons in the enemy's rear area. Key locations have been identified.

**STANDARD:** Tactical nuclear missiles are delivered on target. Movement of equipment and supplies is disrupted or delayed to forward areas. Enemy equipment and supplies are destroyed. A high rate of nuclear casualties is inflicted among enemy troops.

**TASK: Disrupt Friendly Defensive Operations (34-OPFOR-1014)**

**CONDITION:** Friendly forces are establishing local defensive positions and obstacles. The opposing force (OPFOR) element receives orders to harass and disrupt these efforts. OPFOR has offensive air support and NBC weapons available.

**STANDARD:** OPFOR element locates and penetrates friendly positions and causes a halt or disruption in work being completed on defenses.

**TASK: Counter Passage of Lines (34-OPFOR-1016)**

**CONDITION:** Friendly units are in defense positions but are expected to attempt a passage of lines. Friendly forces have close air support and NBC capabilities. The OPFOR element receives orders to disrupt the friendly passage of lines.

**STANDARD:** The friendly force passage of lines is delayed by the OPFOR element for a minimum of 2 hours.

**TASK: Conduct Air Attacks (34-OPFOR-1006)**

**CONDITION:** OPFOR elements in the rear area have forwarded the coordinates of enemy facilities and elements. OPFOR aircraft have been dispatched to attack enemy installations or convoys.

**STANDARD:** Locate support sites, command and control facilities, and/or convoys. Conduct attack runs on designated targets. Enemy equipment, supplies, and vehicles are destroyed and enemy personnel are killed.

**TASK: Maintain Contact (34-OPFOR-1011)**

**CONDITION:** OPFOR element is tactically engaged with enemy base defense forces. Enemy forces are withdrawing under pressure.

**STANDARD:** Decisively engage the enemy forces. As the enemy withdraws, the unit or force advances, maintaining contact.

**TASK: Conduct Sniper Operations (34-OPFOR-1005)**

**CONDITION:** OPFOR element has received a sniper mission from headquarters. Snipers are assigned missions in the enemy rear area along major supply routes and near support sites.

**STANDARD:** Infiltrate enemy area of operations and set up a well-concealed location. Vehicle drivers or personnel on foot are engaged with short bursts of semiautomatic fire. Selected targets are killed or wounded. Prevent position from being discovered and evacuate the area without being detected. Results of the operation are reported to OPFOR headquarters.

**TASK: Attack (34-OPFOR-1010)**

**CONDITION:** Enemy rear area support base has been located. Priority intelligence requirements (PIRs) and other intelligence requirements have been obtained by OPFOR patrols. Element has automatic and antiarmor weapons, and light mortars. Element is approximately the size of two platoons.

**STANDARD:** An attack plan is developed. An attack is initiated using a scheme of maneuver that exploits enemy flanks, gaps, and weaknesses. Covered and concealed routes are used to approach enemy areas. Employ indirect fire to support attack. Penetrate enemy defenses. Destroy equipment and supplies, inflict casualties, isolate the support base, and block reinforcements. The enemy unit is forced to displace.

**ELEMENTS:** Company Headquarters  
 Operations Platoon Headquarters  
 DS Company MI Battalion

**TASK: Respond to a Chemical Attack (03-3-C203.34-0001)**  
 (FM 3-11) (FM 3-3) (FM 3-11.4)  
 (FM 3-5)

**ITERATION:** 1M 2M 3M 4M 5M (Circle)

**COMMANDER/LEADER ASSESSMENT:** T P U (Circle)

**CONDITIONS:** The unit is deployed in mission-oriented protective posture level 2 (MOPP2). Intelligence indicates the opposing force has initiated chemical warfare. Automatic alarm sounds, or detector paper changes color, causing the unit to react. This task is always performed in mission-oriented protective posture level 4 (MOPP4).

**TASK STANDARDS:** Soldiers sound the alarm (vocal/nonvocal), immediately assume MOPP4, and use available shelter to prevent further exposure to contamination. The unit reacts to the chemical alarm within 15 seconds.

TASK STEPS AND PERFORMANCE MEASURES	GO	NO-GO
<p><b>*1.</b> Unit Leaders ensure that soldiers react to the sound of the chemical agent alarm or recognize the indicators for a chemical attack.</p> <ul style="list-style-type: none"> <li>a. Don protective mask within the allotted time for the type of mask.</li> <li>b. Give the alarm vocally or nonvocally.</li> <li>c. Assume MOPP4 as soon as possible.</li> <li>d. Seek additional shelter if available.</li> <li>e. Administer a nerve agent antidote (buddy aid) to members with symptoms of nerve agent poisoning.</li> <li>f. Administer nerve agent antidote to self (if applicable).</li> <li>g. Check platoon members to ensure protective measures are followed.</li> </ul> <p><b>2.</b> Take additional protective measures.</p> <ul style="list-style-type: none"> <li>a. Protect exposed equipment and supplies.</li> <li>b. Monitor the area by testing with detector kits.</li> <li>c. Use prevention procedures such as marking contaminated areas.</li> </ul> <p><b>3.</b> Conduct basic decontamination skills.</p> <ul style="list-style-type: none"> <li>a. Conduct skin decontamination.</li> <li>b. Conduct wipedown of personnel equipment with M258A1 decontamination kit.</li> <li>c. Conduct operator's spraydown of equipment.</li> </ul> <p><b>*4.</b> Initiate unmasking procedures and report to higher headquarters.</p> <ul style="list-style-type: none"> <li>a. Ensure casualties are provided medical care.</li> <li>b. Report casualties.</li> </ul>		



TASK STEPS AND PERFORMANCE MEASURES	GO	NO-GO
c. Submit nuclear, biological, and chemical (NBC)-1 report to higher headquarters immediately.		
d. Continue mission or request movement to alternate location.		

TASK PERFORMANCE / EVALUATION SUMMARY BLOCK							
ITERATION	1M	2M	3M	4M	5M		TOTAL
TOTAL TASK STEPS EVALUATED							
TOTAL TASK STEPS "GO"							
TRAINING STATUS "GO"/"NO-GO"							

\* indicates a leader task step.

SUPPORTING INDIVIDUAL TASKS

Task Number	Task Title	References
031-503-1013(SL1)	Decontaminate Yourself and Individual Equipment Using Chemical Decontaminating Kits	STP 21-1-SMCT
031-503-1015(SL1)	Protect Yourself From NBC Injury/ Contamination with the Appropriate Mission-Oriented Protective Posture (MOPP) Gear	STP 21-1-SMCT
031-503-1019(SL1)	React to Chemical or Biological Hazard or Attack	STP 21-1-SMCT
031-503-1035(SL1)	Protect Yourself From Chemical/Biological Contamination Using Your Assigned Protective Mask	STP 21-1-SMCT
031-503-1037(SL1)	Detect Chemical Agents Using M8 or M9 Detector Paper	STP 21-1-SMCT
031-503-2001(SL2)	Identify Chemical Agents Using M256-Series Chemical Agent Detector Kit	STP 21-24-SMCT
031-503-3002(SL2)	Conduct Unmasking Procedures	STP 21-24-SMCT
031-503-3004(SL2)	Supervise the Crossing of a Contaminated Area	STP 21-24-SMCT
031-503-3005(SL2)	Submit NBC-1 Report	STP 21-24-SMCT
031-503-3008(SL2)	Implement Mission-Oriented Protective Posture	STP 21-24-SMCT
031-503-3010(SL2)	Supervise Employment of Nuclear, Biological, or Chemical Markers	STP 21-24-SMCT
081-831-0101(SL2)	Request Medical Evacuation	STP 21-24-SMCT
081-831-1000(SL1)	Evaluate a Casualty	STP 21-1-SMCT
081-831-1044(SL1)	Perform First Aid for Nerve Agent Injury	STP 21-1-SMCT
081-831-1046(SL1)	Transport a Casualty	STP 21-1-SMCT
081-831-1054(SL2)	Evacuate Casualties	STP 21-24-SMCT
805C-PAD-2060(SL2)	Report Casualties	STP 21-24-SMCT
850-001-2000(SL2)	Employ Accident Prevention Measures and Risk Management Process	STP 21-24-SMCT
850-001-3001(SL3)	Control Mission Safety Hazard	STP 21-24-SMCT
850-001-4001(SL4)	Integrate Risk Management Into Platoon	STP 21-24-SMCT

SUPPORTING COLLECTIVE TASKS: None

OPFOR TASKS AND STANDARDS

**TASK: Disrupt Enemy Movement and Operations Using Persistent and Nonpersistent Chemical Weapons (34-OPFOR-1001)**

**CONDITION:** Conventional artillery weapons or aircraft are available to deliver chemical weapons. Routes and key bases in the rear area have been selected.

**STANDARD:** Chemical agents are delivered into targeted areas. The movement of enemy supplies and equipment to forward areas is delayed by disrupting command and control systems. Enemy movement is successfully channeled into predesignated ambush areas. Enemy supplies and equipment are contaminated. A high rate of casualties is inflicted on enemy forces.

**TASK: Disrupt Enemy Movement and Operations Using Tactical Nuclear Weapons (34-OPFOR-1002)**

**CONDITION:** Orders have been received to use tactical nuclear weapons in the enemy's rear area. Key locations have been identified.

**STANDARD:** Tactical nuclear missiles are delivered on target. Movement of equipment and supplies is disrupted or delayed to forward areas. Enemy equipment and supplies are destroyed. A high rate of nuclear casualties is inflicted among enemy troops.

**TASK: Disrupt Friendly Defensive Operations (34-OPFOR-1014)**

**CONDITION:** Friendly forces are establishing local defensive positions and obstacles. Opposing force (OPFOR) element receives orders to harass and disrupt these efforts. OPFOR has offensive air support and NBC weapons available.

**STANDARD:** OPFOR element locates and penetrates friendly positions and causes a halt or disruption in work being completed on defenses.

**TASK: Breach an Obstacle (34-OPFOR-1015)**

**CONDITION:** OPFOR lead element encounters an obstacle blocking its avenue of approach as it advances toward friendly forces.

**STANDARD:** OPFOR lead element breaches the obstacle before the OPFOR main body reaches the site.

**TASK: Counter Passage of Lines (34-OPFOR-1016)**

**CONDITION:** Friendly units are in defense positions but are expected to attempt a passage of lines. Friendly forces have close air support and NBC capabilities. The OPFOR element receives orders to disrupt the friendly passage of lines.

**STANDARD:** The friendly force passage of lines is delayed by the OPFOR element for a minimum of 2 hours.

**TASK: Conduct Air Attacks (34-OPFOR-1006)**

**CONDITION:** OPFOR elements in the rear area have forwarded the coordinates of enemy facilities and elements. OPFOR aircraft have been dispatched to attack enemy installations or convoys.

**STANDARD:** Locate support sites, command and control facilities, and/or convoys. Conduct attack runs on designated targets. Enemy equipment, supplies, and vehicles are destroyed and enemy personnel are killed.

**TASK: Conduct Sniper Operations (34-OPFOR-1005)**

**CONDITION:** OPFOR element has received a sniper mission from headquarters. Snipers are assigned missions in the enemy rear area along major supply routes and nearby support sites.

**STANDARD:** Infiltrate enemy area of operations and set up a well-concealed location. Vehicle drivers or personnel on foot are engaged with short bursts of semiautomatic fire. Selected targets are killed or wounded. Prevent position from being discovered and evacuate the area without being detected. Results of the operation are reported to OPFOR headquarters.

**ELEMENTS:** Company Headquarters  
 DS Company MI Battalion  
 Operations Platoon Headquarters

**TASK: Prepare for a Friendly Nuclear Strike (03-3-C205.34-0001)**  
 (FM 3-11.4) (FM 3-3)

**ITERATION:** 1 2 3 4 5 M (Circle)

**COMMANDER/LEADER ASSESSMENT:** T P U (Circle)

**CONDITIONS:** The platoon receives a strike warning (STRIKEWARN) message from higher headquarters directing specific actions to implement. Some iterations of this task should be performed in mission-oriented protective posture level 4 (MOPP4).

**TASK STANDARDS:** The platoon completes preparations within 30 minutes of friendly nuclear strike warning.

TASK STEPS AND PERFORMANCE MEASURES	GO	NO-GO
<p>1. Radio operator acknowledges warning.</p> <ul style="list-style-type: none"> <li>a. Authenticate the call.</li> <li>b. Acknowledge warning by return message.</li> </ul> <p>*2. Issue warning order (WARNO).</p> <ul style="list-style-type: none"> <li>a. Warn subordinate elements and affected units.</li> <li>b. Ensure subordinates execute actions as directed.</li> </ul> <p>3. Complete actions before detonation occurs.</p> <ul style="list-style-type: none"> <li>a. Place vehicles and equipment for best terrain shielding.</li> <li>b. Disconnect nonessential electronic equipment.</li> <li>c. Tie down essential antennas.</li> <li>d. Take down nonessential antennas and antenna leads.</li> <li>e. Improve shelters with consideration for blast, thermal, and radiation effects.</li> </ul> <hr/> <p><b>Note:</b> Add sandbags to shelters, foxholes, or tents in the direction of the strike. Cover openings or position them away from the strike.</p> <hr/> <ul style="list-style-type: none"> <li>f. Zero dosimeters (two are normally issued to each platoon).</li> <li>g. Secure loose, flammable, or explosive items, and food or water containers to protect them from nuclear weapons effects.</li> </ul>		

TASK PERFORMANCE / EVALUATION SUMMARY BLOCK							
ITERATION	1	2	3	4	5	M	TOTAL
TOTAL TASK STEPS EVALUATED							
TOTAL TASK STEPS "GO"							
TRAINING STATUS "GO"/"NO-GO"							

\* indicates a leader task step.

SUPPORTING INDIVIDUAL TASKS

Task Number	Task Title	References
031-503-1015(SL1)	Protect Yourself From NBC Injury/ Contamination With the Appropriate Mission-Oriented Protective Posture (MOPP) Gear	STP 21-1-SMCT
031-503-1018(SL1)	React to Nuclear Hazard or Attack	STP 21-1-SMCT
031-503-1023(SL2)	Protect Yourself From NBC Injury/ Contamination When Changing Mission-Oriented Protective Posture (MOPP) Gear	STP 21-24-SMCT
031-503-3010(SL2)	Supervise Employment of Nuclear, Biological, or Chemical Markers	STP 21-24-SMCT
031-503-4002(SL2)	Supervise Unit Preparation for NBC Attack	STP 21-24-SMCT
850-001-2000(SL2)	Employ Accident Prevention Measures and Risk Management Process	STP 21-24-SMCT
850-001-3001(SL3)	Control Mission Safety Hazard	STP 21-24-SMCT
850-001-4001(SL4)	Integrate Risk Management Into Platoon	STP 21-24-SMCT

SUPPORTING COLLECTIVE TASKS: None

OPFOR TASKS AND STANDARDS

**TASK: Disrupt Enemy Movement and Operations Using Tactical Nuclear Weapons (34-OPFOR-1002)**

**CONDITION:** Orders have been received to use tactical nuclear weapons in the enemy's rear area. Key locations have been identified.

**STANDARD:** Tactical nuclear missiles are delivered on target. Movement of equipment and supplies is disrupted or delayed to forward areas. Enemy equipment and supplies are destroyed. A high rate of nuclear casualties is inflicted among enemy troops.

**TASK: Conduct Air Attacks (34-OPFOR-1006)**

**CONDITION:** Opposing force (OPFOR) elements in the rear area have forwarded the coordinates of enemy facilities and elements. OPFOR aircraft have been dispatched to attack enemy installations or convoys.

**STANDARD:** Locate support sites, command and control facilities, and/or convoys. Conduct attack runs on designated targets. Enemy equipment, supplies, and vehicles are destroyed and enemy personnel are killed.

**TASK: Maintain Contact (34-OPFOR-1011)**

**CONDITION:** OPFOR element is tactically engaged with enemy base defense forces. Enemy forces are withdrawing under pressure.

**STANDARD:** Decisively engage the enemy forces. As the enemy withdraws, the unit or force advances, maintaining contact.

**TASK: Conduct Sniper Operations (34-OPFOR-1005)**

**CONDITION:** OPFOR element has received a sniper mission from headquarters. Snipers are assigned missions in the enemy rear area along major supply routes and near support sites.

**STANDARD:** Infiltrate enemy area of operations and set up a well-concealed location. Vehicle drivers or personnel on foot are engaged with short bursts of semiautomatic fire. Selected targets are killed or wounded. Prevent position from being discovered and evacuate the area without being detected. Results of the operation are reported to OPFOR headquarters.

**TASK: Attack (34-OPFOR-1010)**

**CONDITION:** Enemy rear area support base has been located. Priority intelligence requirements (PIRs) and other intelligence requirements have been obtained by OPFOR patrols. Element has automatic and antiarmor weapons, and light mortars. Element is approximately the size of two platoons.

**STANDARD:** An attack plan is developed. An attack is initiated using a scheme of maneuver that exploits enemy flanks, gaps, and weaknesses. Covered and concealed routes are used to approach enemy areas. Employ indirect fire to support attack. Penetrate enemy defenses. Destroy equipment and supplies, inflict casualties, isolate the support base, and block reinforcements. The enemy unit is forced to displace.

**ELEMENTS:** Company Headquarters  
 DS Company MI Battalion  
 Operations Platoon Headquarters

**TASK: Prepare for Nuclear Attack (03-3-C206.34-0001)**  
 (FM 3-11.4) (FM 3-11) (FM 3-3)

**ITERATION:** 1 2 3 4 5 M (Circle)

**COMMANDER/LEADER ASSESSMENT:** T P U (Circle)

**CONDITIONS:** The platoon receives notice that a nuclear attack is probable and must implement actions to minimize casualties and damage to equipment. Some iterations of this task should be performed in mission-oriented protective posture level 4 (MOPP4).

**TASK STANDARDS:** The platoon hardens and shields positions and equipment, and conducts periodic monitoring. The time required to prepare is increased when conducting this task in (MOPP4).

TASK STEPS AND PERFORMANCE MEASURES	GO	NO-GO
<p><b>*1.</b> Issue a warning order (WARNO) to subordinate units, ensuring all soldiers understand the order.</p> <p><b>2.</b> Begin defensive preparation for a nuclear attack.</p> <ul style="list-style-type: none"> <li><b>a.</b> Place vehicles and equipment for best terrain shielding (hill masses, slopes, culverts, depressions).</li> <li><b>b.</b> Turn off and disconnect nonessential electronic equipment in accordance with unit standing operating procedures (SOP) or other guidance.</li> <li><b>c.</b> Tie down essential antennas.</li> <li><b>d.</b> Take down nonessential antenna leads in accordance with unit SOP or other guidance.</li> <li><b>e.</b> Improve shelters with consideration for blast, thermal, and radiation effects.</li> <li><b>f.</b> Zero dosimeter(s).</li> <li><b>g.</b> Secure loose, flammable, or explosive items, and food or water containers to protect them from nuclear weapons effects.</li> <li><b>h.</b> Take cover in hardened shelters (if available).</li> <li><b>i.</b> Use field expedient shelters.</li> </ul> <p><b>3.</b> Monitor and report.</p> <ul style="list-style-type: none"> <li><b>a.</b> Continue periodic monitoring.</li> <li><b>b.</b> Report all dose rate and dosimeter readings to higher headquarters.</li> </ul>		

TASK PERFORMANCE / EVALUATION SUMMARY BLOCK							
ITERATION	1	2	3	4	5	M	TOTAL
TOTAL TASK STEPS EVALUATED							
TOTAL TASK STEPS "GO"							
TRAINING STATUS "GO"/"NO-GO"							

\* indicates a leader task step.

## SUPPORTING INDIVIDUAL TASKS

Task Number	Task Title	References
031-503-1015(SL1)	Protect Yourself From NBC Injury/ Contamination With the Appropriate Mission-Oriented Protective Posture (MOPP) Gear	STP 21-1-SMCT
031-503-1018(SL1)	React to Nuclear Hazard or Attack	STP 21-1-SMCT
031-503-1023(SL2)	Protect Yourself From NBC Injury/ Contamination When Changing Mission-Oriented Protective Posture (MOPP) Gear	STP 21-24-SMCT
031-503-2023(SL2)	Measure Radiation Dose Rate and Total Dose	STP 21-24-SMCT
031-503-3005(SL2)	Submit NBC-1 Report	STP 21-24-SMCT
031-503-3010(SL2)	Supervise Employment of Nuclear, Biological, or Chemical Markers	STP 21-24-SMCT
031-503-4002(SL2)	Supervise Unit Preparation for NBC Attack	STP 21-24-SMCT
031-506-1053(SL2)	Report NBC Information Using NBC-4 Report	STP 21-24-SMCT
071-326-0513(SL1)	Select Temporary Fighting Positions	STP 21-1-SMCT
081-831-1007(SL1)	Perform First Aid for Burns	STP 21-1-SMCT
850-001-2000(SL2)	Employ Accident Prevention Measures and Risk Management Process	STP 21-24-SMCT
850-001-3001(SL3)	Control Mission Safety Hazard	STP 21-24-SMCT
850-001-4001(SL4)	Integrate Risk Management Into Platoon	STP 21-24-SMCT

SUPPORTING COLLECTIVE TASKS: None

## OPFOR TASKS AND STANDARDS

**TASK: Disrupt Enemy Movement and Operations Using Tactical Nuclear Weapons (34-OPFOR-1002)**

**CONDITION:** Orders have been received to use tactical nuclear weapons in the enemy's rear area. Key locations have been identified.

**STANDARD:** Tactical nuclear missiles are delivered on target. Movement of equipment and supplies is disrupted or delayed to forward areas. Enemy equipment and supplies are destroyed. A high rate of nuclear casualties is inflicted among enemy troops.

**TASK: Conduct Air Attacks (34-OPFOR-1006)**

**CONDITION:** Opposing force (OPFOR) elements in the rear area have forwarded the coordinates of enemy facilities and elements. OPFOR aircraft have been dispatched to attack enemy installations or convoys.

**STANDARD:** Locate support sites, command and control facilities, and/or convoys. Conduct attack runs on designated targets. Enemy equipment, supplies, and vehicles are destroyed and enemy personnel are killed.

**TASK: Conduct Sniper Operations (34-OPFOR-1005)**

**CONDITION:** OPFOR element has received a sniper mission from headquarters. Snipers are assigned missions in the enemy rear area along major supply routes and near support sites.

**STANDARD:** Infiltrate enemy area of operations and set up a well-concealed location. Vehicle drivers or personnel on foot are engaged with short bursts of semiautomatic fire. Selected targets are killed or wounded. Prevent position from being discovered and evacuate the area without being detected. Results of the operation are reported to OPFOR headquarters.



**ELEMENTS:** Company Headquarters  
 DS Company MI Battalion  
 Operations Platoon Headquarters

**TASK: Cross a Radiologically Contaminated Area (03-3-C208.34-0001)**  
 (FM 3-3) (FM 3-11) (FM 3-11.4)

**ITERATION:** 1M 2M 3M 4M 5M (Circle)

**COMMANDER/LEADER ASSESSMENT:** T P U (Circle)

**CONDITIONS:** The platoon receives orders to cross a radiologically contaminated area. Approximate boundaries of the area are known or marked. This task is always performed in mission-oriented protective posture level 4 (MOPP4).

**TASK STANDARDS:** The platoon crosses the contaminated area using the shortest possible route without receiving radiation casualties or spreading contamination.

TASK STEPS AND PERFORMANCE MEASURES	GO	NO-GO
<p><b>*1.</b> Prepare the platoon for the crossing.</p> <ul style="list-style-type: none"> <li>a. Direct individuals who may be exposed to radioactive dust particles to cover their noses and mouths with handkerchiefs or clean rags, roll sleeves down, and wear gloves.</li> <li>b. Receive operational exposure guidance from commander (turn back dose and dose rate).</li> <li>c. Ensure radiac equipment operators check instruments.</li> </ul> <p><b>2.</b> Prepare for crossing.</p> <ul style="list-style-type: none"> <li>a. Identify extra shielding requirements (for example, vehicles use sandbags on the floor).</li> <li>b. Place externally stored equipment inside or cover it with available material.</li> <li>c. Start continuous monitoring.</li> </ul> <p><b>3.</b> Cross the area.</p> <ul style="list-style-type: none"> <li>a. Avoid stirring up dust.</li> <li>b. Keep out of dust cloud by increasing the intervals and distances between vehicles.</li> <li>c. Conduct movement as rapidly as possible (tracked vehicles should be buttoned up).</li> </ul> <p><b>4.</b> Perform hasty decontamination of personnel and equipment.</p> <ul style="list-style-type: none"> <li>a. Check for casualties.</li> <li>b. Report casualties (if applicable).</li> <li>c. Conduct necessary decontamination.</li> <li>d. Evacuate casualties.</li> <li>e. Continue the mission.</li> </ul>		

TASK PERFORMANCE / EVALUATION SUMMARY BLOCK							
ITERATION	1M	2M	3M	4M	5M		TOTAL
TOTAL TASK STEPS EVALUATED							
TOTAL TASK STEPS "GO"							
TRAINING STATUS "GO"/"NO-GO"							

\* indicates a leader task step.

SUPPORTING INDIVIDUAL TASKS

Task Number	Task Title	References
031-503-1015(SL1)	Protect Yourself From NBC Injury/ Contamination with the Appropriate Mission-Oriented Protective Posture (MOPP) Gear	STP 21-1-SMCT
031-503-1018(SL1)	React to Nuclear Hazard or Attack	STP 21-1-SMCT
031-503-1023(SL2)	Protect Yourself From NBC Injury/ Contamination When Changing Mission-Oriented Protective Posture (MOPP) Gear	STP 21-24-SMCT
031-503-2023(SL2)	Measure Radiation Dose Rate and Total Dose	STP 21-24-SMCT
031-503-3004(SL2)	Supervise the Crossing of a Contaminated Area	STP 21-24-SMCT
031-503-3010(SL2)	Supervise Employment of Nuclear, Biological, or Chemical Markers	STP 21-24-SMCT
071-326-0503(SL1)	Move Over, Through, or Around Obstacles (Except Minefields)	STP 21-1-SMCT
071-329-1006(SL1)	Navigate From One Point on the Ground to Another Point While Dismounted	STP 21-1-SMCT
071-329-1030(SL1)	Navigate From One Point on the Ground to Another Point While Mounted	STP 21-1-SMCT
805C-PAD-2060(SL2)	Report Casualties	STP 21-24-SMCT
850-001-2000(SL2)	Employ Accident Prevention Measures and Risk Management Process	STP 21-24-SMCT
850-001-3001(SL3)	Control Mission Safety Hazard	STP 21-24-SMCT
850-001-4001(SL4)	Integrate Risk Management Into Platoon	STP 21-24-SMCT

SUPPORTING COLLECTIVE TASKS: None

OPFOR TASKS AND STANDARDS

**TASK: Conduct Hasty Ambush (34-OPFOR-1003)**

**CONDITION:** Opposing force (OPFOR) element is moving in a concealed area when an enemy element is reported moving along an adjacent route.

**STANDARD:** The ambush site is prepared before the arrival of the enemy element. The enemy force is surprised and casualties are inflicted within the designated kill zone. Delay enemy march element from reaching its specified destination. Withdraw, on order, within 2 minutes of ambush initiation. Report results of mission to headquarters.

**TASK: Counter Passage of Lines (34-OPFOR-1016)**

**CONDITION:** Friendly units are in defense positions but are expected to attempt a passage of lines. Friendly forces have close air support and nuclear, biological, and chemical (NBC) capabilities. The OPFOR element receives orders to disrupt the friendly passage of lines.

**STANDARD:** The friendly force passage of lines is delayed by the OPFOR element for a minimum of 2 hours.

**TASK: Conduct Deliberate Ambush (34-OPFOR-1004)**

**CONDITION:** OPFOR element is operating along an enemy major supply route. Intelligence has reported an enemy convoy approaching the element. Headquarters has ordered complete destruction of the march element. The march element is approximately 15 minutes from the ambush point. OPFOR element possesses automatic weapons, antiarmor weapons, and command-detonated mines.

**STANDARD:** Prepare ambush site before arrival of enemy convoy. Surprise enemy forces. Force enemy march element to halt in kill zone. Kill, wound, or capture enemy personnel and destroy all vehicles and equipment. Consolidate and withdraw from the area on order. Results of the mission are reported to headquarters.

**TASK: Conduct Air Attacks (34-OPFOR-1006)**

**CONDITION:** OPFOR elements in the rear area have forwarded the coordinates of enemy facilities and elements. OPFOR aircraft have been dispatched to attack enemy installations or convoys.

**STANDARD:** Locate support sites, command and control facilities, and/or convoys. Conduct attack runs on designated targets. Enemy equipment, supplies, and vehicles are destroyed and enemy personnel are killed.

**TASK: Conduct Sniper Operations (34-OPFOR-1005)**

**CONDITION:** OPFOR element has received a sniper mission from headquarters. Snipers are assigned missions in the enemy rear area along major supply routes and near support sites.

**STANDARD:** Infiltrate enemy area of operations and set up a well-concealed location. Vehicle drivers or personnel on foot are engaged with short bursts of semiautomatic fire. Selected targets are killed or wounded. Prevent position from being discovered and evacuate the area without being detected. Results of the operation are reported to OPFOR headquarters.

**ELEMENTS:** Operations Platoon Headquarters  
 Company Headquarters  
 DS Company MI Battalion

**TASK: React to Smoke Operations (03-3-C209.34-0001)**  
 (FM 3-50)

**ITERATION:** 1 2 3 4 5 M (Circle)

**COMMANDER/LEADER ASSESSMENT:** T P U (Circle)

**CONDITIONS:** The threat impedes direct platoon observation by using smoke as an obscuring measure, or the platoon needs to conceal its activities from threat observation. Some iterations of this task should be performed in mission-oriented protective posture level 4 (MOPP4).

**TASK STANDARDS:** The platoon exploits the threat smoke or employs organic smoke to conceal its own activities and continues the mission. The time required to prepare is increased when conducting this task in MOPP4.

TASK STEPS AND PERFORMANCE MEASURES	GO	NO-GO
<ol style="list-style-type: none"> <li>1. Do not allow smoke to impede performance of mission.                             <ol style="list-style-type: none"> <li>a. Perform mission in the presence of smoke.</li> <li>b. Use threat smoke to conceal own activities.</li> <li>c. Move to alternate positions to reduce the effects of the threat's use of smoke.</li> <li>d. Consider using countersmoke to conceal own activities.</li> </ol> </li> <li>2. Employ organic smoke grenade launchers, smoke pots, and smoke hand grenades.                             <ol style="list-style-type: none"> <li>a. Coordinate smoke operations with unit commander or supported unit.</li> <li>b. Determine wind direction and speed.</li> <li>c. Determine where to release smoke and where it will travel.</li> <li>d. Determine duration of smoke operations.</li> <li>e. Determine the effects of weather conditions of their smoke plan.</li> <li>f. Ensure smoke covers a larger area than the unit position.</li> <li>g. Request smoke support from other units (if organic systems will not accomplish the task).</li> </ol> </li> <li>3. Use target acquisition and guidance systems.                             <ol style="list-style-type: none"> <li>a. Determine what available target and acquisition systems are effective in smoke and use them.</li> <li>b. Request target acquisition and guidance systems that are effective in smoke.</li> </ol> </li> <li>*4. Request resupply of smoke munitions when required.                             <ol style="list-style-type: none"> <li>a. Request smoke grenades and smoke pots.</li> <li>b. Distribute smoke grenades and smoke pots.</li> </ol> </li> </ol>		

TASK PERFORMANCE / EVALUATION SUMMARY BLOCK							
ITERATION	1	2	3	4	5	M	TOTAL
TOTAL TASK STEPS EVALUATED							
TOTAL TASK STEPS "GO"							
TRAINING STATUS "GO"/"NO-GO"							

\* indicates a leader task step.

**SUPPORTING INDIVIDUAL TASKS**

Task Number	Task Title	References
071-326-0503(SL1)	Move Over, Through, or Around Obstacles (Except Minefields)	STP 21-1-SMCT
071-326-0510(SL1)	React to Indirect Fire While Dismounted	STP 21-1-SMCT
071-326-3002(SL1)	React to Indirect Fire While Mounted	STP 21-1-SMCT
850-001-2000(SL2)	Employ Accident Prevention Measures and Risk Management Process	STP 21-24-SMCT
850-001-3001(SL3)	Control Mission Safety Hazard	STP 21-24-SMCT
850-001-4001(SL4)	Integrate Risk Management Into Platoon	STP 21-24-SMCT

SUPPORTING COLLECTIVE TASKS: None

**OPFOR TASKS AND STANDARDS**

**TASK: Conduct Aerial Reconnaissance (34-OPFOR-1007)**

**CONDITION:** Opposing force (OPFOR) HQ requires intelligence on the location and identification of enemy elements. Aircraft is dispatched to take photographs and conduct a visual inspection of enemy area.

**STANDARD:** Locate and photograph enemy positions in assigned sectors, including support and storage bases and command and control facilities. Visual checks are conducted when possible. The enemy is not engaged. Priority intelligence requests and other information requirements (IRs) are reported to OPFOR HQ.

**TASK: Disrupt Enemy Movement and Operations Using Persistent and Nonpersistent Chemical Weapons (34-OPFOR-1001)**

**CONDITION:** Conventional artillery weapons or aircraft are available to deliver chemical weapons. Routes and key bases in the rear area have been selected.

**STANDARD:** Chemical agents are delivered into targeted areas. The movement of enemy supplies and equipment to forward areas is delayed by disrupting command and control systems. Enemy movement is successfully channeled into predesignated ambush areas. Enemy supplies and equipment are contaminated. A high rate of casualties is inflicted on enemy forces.

**TASK: Conduct Hasty Ambush (34-OPFOR-1003)**

**CONDITION:** OPFOR element is moving in a concealed area when an enemy element is reported moving along an adjacent route.

**STANDARD:** The ambush site is prepared before the arrival of the enemy element. The enemy force is surprised and casualties are inflicted within the designated kill zone. Delay enemy march element from reaching its specified destination. Withdraw, on order, within 2 minutes of ambush initiation. Report results of mission to headquarters.

**TASK: Conduct Deliberate Ambush (34-OPFOR-1004)**

**CONDITION:** OPFOR element is operating along an enemy major supply route. Intelligence has reported an enemy convoy approaching the element. Headquarters has ordered complete destruction of the march element. The march element is approximately 15 minutes from the ambush point. OPFOR element possesses automatic weapons, antiarmor weapons, and command-detonated mines.

**STANDARD:** Prepare ambush site before arrival of enemy convoy. Surprise enemy forces. Force enemy march element to halt in kill zone. Kill, wound, or capture enemy personnel and destroy all vehicles and equipment. Consolidate and withdraw from the area on order. Results of the mission are reported to headquarters.

**TASK: Conduct Air Attacks (34-OPFOR-1006)**

**CONDITION:** OPFOR elements in the rear area have forwarded the coordinates of enemy facilities and elements. OPFOR aircraft have been dispatched to attack enemy installations or convoys.

**STANDARD:** Locate support sites, command and control facilities, and/or convoys. Attack runs on designated targets are conducted. Enemy equipment, supplies, and vehicles are destroyed and enemy personnel are killed.

**TASK: Maintain Contact (34-OPFOR-1011)**

**CONDITION:** OPFOR element is tactically engaged with enemy base defense forces. Enemy forces are withdrawing under pressure.

**STANDARD:** Decisively engage the enemy forces. As the enemy withdraws, the unit or force advances, maintaining contact.

**TASK: Conduct Sniper Operations (34-OPFOR-1005)**

**CONDITION:** OPFOR element has received a sniper mission from headquarters. Snipers are assigned missions in the enemy rear area along major supply routes and near support sites.

**STANDARD:** Infiltrate enemy area of operations and set up a well-concealed location. Vehicle drivers or personnel on foot are engaged with short bursts of semiautomatic fire. Selected targets are killed or wounded. Prevent position from being discovered and evacuate the area without being detected. Results of the operation are reported to OPFOR headquarters.

**TASK: Attack (34-OPFOR-1010)**

**CONDITION:** Enemy rear area support base has been located. Priority intelligence requirements (PIRs) and other IRs have been obtained by OPFOR patrols. Element has automatic and antiarmor weapons, and light mortars. Element is approximately the size of two platoons.

**STANDARD:** An attack plan is developed. An attack is initiated using a scheme of maneuver that exploits enemy flanks, gaps, and weaknesses. Covered and concealed routes are used to approach enemy areas. Employ indirect fire to support attack. Penetrate enemy defenses. Destroy equipment and supplies, inflict casualties, isolate the support base, and block reinforcements. The enemy unit is forced to displace.

**TASK: Conduct Raid (34-OPFOR-1009)**

**CONDITION:** OPFOR element has occupied an objective rally point and has orders to conduct a raid on a rear area base.

**STANDARD:** Surprise the enemy forces. Assault enemy support base and accomplish assigned tasks. Specified equipment and supplies are destroyed. Decisive engagement is avoided. All personnel are withdrawn from the area within the prescribed time. The collected intelligence data satisfies the PIRs.

**ELEMENTS:** Company Headquarters  
 DS Company MI Battalion  
 Operations Platoon Headquarters

**TASK: Respond to the Residual Effects of a Nuclear Attack (03-3-C222.34-0001)**  
 (FM 3-11.4) (FM 3-11) (FM 3-3)

**ITERATION:** 1M 2M 3M 4M 5M (Circle)

**COMMANDER/LEADER ASSESSMENT:** T P U (Circle)

**CONDITIONS:** The platoon is located within a predicted fallout area. The mission does not allow for movement from the fallout area. This task is always performed in mission-oriented protective posture level 4 (MOPP4).

**TASK STANDARDS:** The platoon takes actions to minimize exposure to residual radiation.

TASK STEPS AND PERFORMANCE MEASURES	GO	NO-GO
<p><b>*1.</b> Prepare unit for fallout.</p> <ul style="list-style-type: none"> <li>a. Ensure individuals cover their noses and mouths with handkerchiefs or clean rags, roll sleeves down, and wear gloves.</li> <li>b. Cover equipment, munitions, petroleum, oil, lubricants, food, and water containers or place them inside shelters or vehicles.</li> <li>c. Use shelters, closed vehicles, or available shielding to protect personnel from fallout.</li> <li>d. Ensure continuous monitoring is maintained using available nuclear, biological, and chemical (NBC) detection and identification equipment.</li> </ul> <p><b>2.</b> Monitor fallout.</p> <ul style="list-style-type: none"> <li>a. Maintain total dose information, using available total dose instruments.</li> <li>b. Ensure exposure is minimized while commander determines if relocation to a clean area is necessary or possible.</li> <li>c. Calculate optimum time of exit.</li> <li>d. Send NBC-4 reports to higher headquarters as required, using secure means when possible.</li> </ul> <p><b>*3.</b> Develop a contingency plan.</p> <ul style="list-style-type: none"> <li>a. Use guidance from higher headquarters based on the mission and previous radiation exposure.</li> <li>b. Ensure entry and exit procedures are followed to minimize vehicle contamination.</li> <li>c. Plan for rotation of individuals to minimize exposure.</li> </ul>		

TASK PERFORMANCE / EVALUATION SUMMARY BLOCK							
ITERATION	1M	2M	3M	4M	5M		TOTAL
TOTAL TASK STEPS EVALUATED							
TOTAL TASK STEPS "GO"							
TRAINING STATUS "GO"/"NO-GO"							

\* indicates a leader task step.

## SUPPORTING INDIVIDUAL TASKS

Task Number	Task Title	References
031-503-1015(SL1)	Protect Yourself From NBC Injury/ Contamination with the Appropriate Mission-Oriented Protective Posture (MOPP) Gear	STP 21-1-SMCT
031-503-1018(SL1)	React to Nuclear Hazard or Attack	STP 21-1-SMCT
031-503-2023(SL2)	Measure Radiation Dose Rate and Total Dose	STP 21-24-SMCT
031-503-4002(SL2)	Supervise Unit Preparation for NBC Attack	STP 21-24-SMCT
031-506-1053(SL2)	Report NBC Information Using NBC-4 Report	STP 21-24-SMCT
081-831-1005(SL1)	Perform First Aid to Prevent or Control Shock	STP 21-1-SMCT
081-831-1007(SL1)	Perform First Aid for Burns	STP 21-1-SMCT
805C-PAD-2060(SL2)	Report Casualties	STP 21-24-SMCT
805C-PAD-2461(SL2)	Maintain Accountability of Personnel (Status Report)	STP 21-24-SMCT
850-001-2000(SL2)	Employ Accident Prevention Measures and Risk Management Process	STP 21-24-SMCT
850-001-3001(SL3)	Control Mission Safety Hazard	STP 21-24-SMCT
850-001-4001(SL4)	Integrate Risk Management Into Platoon	STP 21-24-SMCT

SUPPORTING COLLECTIVE TASKS: None

## OPFOR TASKS AND STANDARDS

**TASK: Disrupt Enemy Movement and Operations Using Tactical Nuclear Weapons (34-OPFOR-1002)**

**CONDITION:** Orders have been received to use tactical nuclear weapons in the enemy's rear area. Key locations have been identified.

**STANDARD:** Tactical nuclear missiles are delivered on target. Movement of equipment and supplies is disrupted or delayed to forward areas. Enemy equipment and supplies are destroyed. A high rate of nuclear casualties is inflicted among enemy troops.

**TASK: Conduct Air Attacks (34-OPFOR-1006)**

**CONDITION:** Opposing force (OPFOR) elements in the rear area have forwarded the coordinates of enemy facilities and elements. OPFOR aircraft have been dispatched to attack enemy installations or convoys.

**STANDARD:** Locate support sites, command and control facilities, and/or convoys. Conduct attack runs on designated targets. Enemy equipment, supplies, and vehicles are destroyed and enemy personnel are killed.

**TASK: Conduct Sniper Operations (34-OPFOR-1005)**

**CONDITION:** OPFOR element has received a sniper mission from headquarters. Snipers are assigned missions in the enemy rear area along major supply routes and near support sites.

**STANDARD:** Infiltrate enemy area of operations and set up a well-concealed location. Vehicle drivers or personnel on foot are engaged with short bursts of semiautomatic fire. Selected targets are killed or wounded. Prevent position from being discovered and evacuate the area without being detected. Results of the operation are reported to OPFOR headquarters.



**ELEMENTS:** DS Company MI Battalion  
 Company Headquarters  
 Operations Platoon Headquarters

**TASK: Respond to the Initial Effects of a Nuclear Attack (03-3-C223.34-0001)**  
 (FM 3-11.4) (FM 3-11) (FM 3-3)

**ITERATION:** 1M 2M 3M 4M 5M (Circle)

**COMMANDER/LEADER ASSESSMENT:** T P U (Circle)

**CONDITIONS:** Platoon members observe a brilliant flash of light and/or a mushroom-shaped cloud. This task is always performed in mission-oriented protective posture level 4 (MOPP4).

**TASK STANDARDS:** The platoon takes actions to minimize exposure to the initial effects of a nuclear detonation in its area and continues its mission.

TASK STEPS AND PERFORMANCE MEASURES	GO	NO-GO
<ol style="list-style-type: none"> <li>1. Take immediate protective actions to a nuclear attack without warning.                             <ol style="list-style-type: none"> <li>a. Close eyes and drop to the ground in a prone position, with head toward blast if possible (if in the hatch of an armored vehicle, immediately drop down inside the vehicle).</li> <li>b. Keep head down and helmet on.</li> <li>c. Remain down until all debris stops falling.</li> <li>d. Identify the best shelter and move to it (if possible).</li> </ol> </li> <li>2. Take protective measures from the blast and radiation.                             <ol style="list-style-type: none"> <li>a. Assume MOPP4 immediately while under shelter.</li> <li>b. Keep clothing loosely fitted while keeping headgear on at all times.</li> <li>c. Protect eyes and minimize exposed skin areas.</li> </ol> </li> <li>*3. Reorganize the platoon.                             <ol style="list-style-type: none"> <li>a. Reestablish chain of command.</li> <li>b. Reestablish communications.</li> <li>c. Send nuclear, biological, and chemical (NBC)-1 (nuclear) report.</li> <li>d. Treat casualties.</li> <li>e. Evacuate casualties.</li> <li>f. Report casualties.</li> <li>g. Evaluate facilities for protection.</li> <li>h. Implement continuous monitoring.</li> <li>i. Submit damage assessment to higher headquarters.</li> <li>j. Initiate area damage control plan as required.</li> <li>k. Extinguish all fires before they spread out of control.</li> </ol> </li> <li>*4. Ensure weapon systems are operational.                             <ol style="list-style-type: none"> <li>a. Field-strip.</li> <li>b. Clean.</li> </ol> </li> </ol>		

TASK STEPS AND PERFORMANCE MEASURES	GO	NO-GO
c. Inspect for serviceability. 5. Right overturned vehicles. a. Check loss of coolant, fuel, and battery fluids. b. Perform operator maintenance to restore moderately damaged vehicles to combat use. 6. Improve cover (if applicable). a. Choose dense covering material. b. Cover in depth. c. Provide strong support. d. Cover as much of unneeded openings as practical.		

TASK PERFORMANCE / EVALUATION SUMMARY BLOCK							
ITERATION	1M	2M	3M	4M	5M		TOTAL
TOTAL TASK STEPS EVALUATED							
TOTAL TASK STEPS "GO"							
TRAINING STATUS "GO"/"NO-GO"							

\* indicates a leader task step.

SUPPORTING INDIVIDUAL TASKS

Task Number	Task Title	References
031-503-1013(SL1)	Decontaminate Yourself and Individual Equipment Using Chemical Decontaminating Kits	STP 21-1-SMCT
031-503-1015(SL1)	Protect Yourself From NBC Injury/ Contamination with the Appropriate Mission-Oriented Protective Posture (MOPP) Gear	STP 21-1-SMCT
031-503-1018(SL1)	React to Nuclear Hazard or Attack	STP 21-1-SMCT
031-503-1023(SL2)	Protect Yourself From NBC Injury/ Contamination When Changing Mission-Oriented Protective Posture (MOPP) Gear	STP 21-24-SMCT
031-503-2023(SL2)	Measure Radiation Dose Rate and Total Dose	STP 21-24-SMCT
031-503-3005(SL2)	Submit NBC-1 Report	STP 21-24-SMCT
031-503-3008(SL2)	Implement Mission-Oriented Protective Posture	STP 21-24-SMCT
031-503-3010(SL2)	Supervise Employment of Nuclear, Biological, or Chemical Markers	STP 21-24-SMCT
031-503-4002(SL2)	Supervise Unit Preparation for NBC Attack	STP 21-24-SMCT
081-831-0101(SL2)	Request Medical Evacuation	STP 21-24-SMCT
081-831-1000(SL1)	Evaluate a Casualty	STP 21-1-SMCT
081-831-1005(SL1)	Perform First Aid to Prevent or Control Shock	STP 21-1-SMCT
081-831-1007(SL1)	Perform First Aid for Burns	STP 21-1-SMCT
081-831-1025(SL1)	Perform First Aid for an Open Abdominal Wound	STP 21-1-SMCT
081-831-1033(SL1)	Perform First Aid for an Open Head Wound	STP 21-1-SMCT
081-831-1034(SL1)	Perform First Aid for a Suspected Fracture	STP 21-1-SMCT
081-831-1042(SL1)	Perform Mouth-to-Mouth Resuscitation	STP 21-1-SMCT

SUPPORTING INDIVIDUAL TASKS

Task Number	Task Title	References
081-831-1046(SL1)	Transport a Casualty	STP 21-1-SMCT
081-831-1054(SL2)	Evacuate Casualties	STP 21-24-SMCT
091-CLT-3009(SL4)	Supervise Maintenance Operations	STP 21-24-SMCT
091-CLT-4029(SL2)	Supervise Preventive Maintenance Checks and Services (PMCS)	STP 21-24-SMCT
101-92Y-0006(SL2)	Inspect Equipment for Accountability, Cleanliness, and Serviceability	STP 21-24-SMCT
805C-PAD-2060(SL2)	Report Casualties	STP 21-24-SMCT
805C-PAD-2461(SL2)	Maintain Accountability of Personnel (Status Report)	STP 21-24-SMCT
850-001-2000(SL2)	Employ Accident Prevention Measures and Risk Management Process	STP 21-24-SMCT
850-001-3001(SL3)	Control Mission Safety Hazard	STP 21-24-SMCT
850-001-4001(SL4)	Integrate Risk Management Into Platoon	STP 21-24-SMCT

SUPPORTING COLLECTIVE TASKS: None

OPFOR TASKS AND STANDARDS

**TASK: Disrupt Enemy Movement and Operations Using Tactical Nuclear Weapons (34-OPFOR-1002)**

**CONDITION:** Orders have been received to use tactical nuclear weapons in the enemy's rear area. Key locations have been identified.

**STANDARD:** Tactical nuclear missiles are delivered on target. Movement of equipment and supplies is disrupted or delayed to forward areas. Enemy equipment and supplies are destroyed. A high rate of nuclear casualties is inflicted among enemy troops.

**TASK: Conduct Air Attacks (34-OPFOR-1006)**

**CONDITION:** Opposing force (OPFOR) elements in the rear area have forwarded the coordinates of enemy facilities and elements. OPFOR aircraft have been dispatched to attack enemy installations or convoys.

**STANDARD:** Locate support sites, command and control facilities, and/or convoys. Conduct attack runs on designated targets. Enemy equipment, supplies, and vehicles are destroyed and enemy personnel are killed.

**TASK: Conduct Sniper Operations (34-OPFOR-1005)**

**CONDITION:** OPFOR element has received a sniper mission from headquarters. Snipers are assigned missions in the enemy rear area along major supply routes and near support sites.

**STANDARD:** Infiltrate enemy area of operations and set up a well-concealed location. Vehicle drivers or personnel on foot are engaged with short bursts of semiautomatic fire. Selected targets are killed or wounded. Prevent position from being discovered and evacuate the area without being detected. Results of the operation are reported to OPFOR headquarters.

**ELEMENTS:** Company Headquarters  
Operations Platoon Headquarters

**TASK: Conduct Operational Decontamination (03-3-C224.34-0001)**  
(FM 3-5) (FM 3-11) (STP 21-1-SMCT)

**ITERATION:** 1M 2M 3M 4M 5M (Circle)

**COMMANDER/LEADER ASSESSMENT:** T P U (Circle)

**CONDITIONS:** The platoon is conducting combat operations within a chemically contaminated area. Time and the tactical situation will permit the unit to conduct mission-oriented protective posture (MOPP) gear exchange. The supply sergeant has delivered replacement overgarments and decontaminates within the vicinity of the platoon's location. Site security has been established. This task is always performed in MOPP4.

**TASK STANDARDS:** All personnel decontaminate their individual gear, conduct the MOPP gear exchange (using the buddy system) without sustaining additional casualties from nuclear, biological, and chemical (NBC) contamination, and continue the mission.

TASK STEPS AND PERFORMANCE MEASURES	GO	NO-GO
<p><b>*1.</b> Move unit to clear area (rendezvous point) selected by higher headquarters.</p> <ul style="list-style-type: none"> <li>a. Select site for MOPP gear exchange.</li> <li>b. Select site large enough to accommodate elements involved in the MOPP gear exchange (1- to 3-meter spacing is sufficient for each buddy team).</li> <li>c. Select site with overhead concealment.</li> </ul> <p><b>2.</b> Decontaminate individual fighting gear.</p> <ul style="list-style-type: none"> <li>a. Prepare equipment decontaminant with a mixture of two parts subtropical bleach and three parts earth (for dry mix).</li> <li>b. Place decontaminated individual fighting equipment on an uncontaminated surface (plastics, poncho, or other similar material).</li> </ul> <p><b>*3.</b> Prepare to implement MOPP gear exchange.</p> <p><b>*4.</b> Implement the procedures for MOPP gear exchange.</p> <ul style="list-style-type: none"> <li>a. Direct soldiers to pick up new MOPP gear.</li> <li>b. Direct soldiers to pair up as buddy teams (buddy #1 and buddy #2) in a circle.</li> <li>c. Direct MOPP gear exchange from the center of the circle.</li> </ul> <p><b>*5.</b> Direct procedures for hood removal.</p> <ul style="list-style-type: none"> <li>a. Direct buddy #1 to prepare or undo buddy #2's hood for decontamination and hood roll.</li> <li>b. Direct buddy #1 to decontaminate the hood and exposed parts of buddy #2's mask including canister and hose on M24/25 series, using decontamination wipe two first, decontamination wipe one last.</li> <li>c. Direct buddy #1 to start with buddy #2's mask eyeless outserts, using decontamination wipe two first. Then start at the top of the hood and work toward bottom of the hood repeating the same procedure with decontamination wipe one.</li> <li>d. Direct buddy #1 to roll buddy #2 hood.</li> </ul>		

TASK STEPS AND PERFORMANCE MEASURES	GO	NO-GO
<p><b>*6.</b> Direct procedures for overgarment removal.</p> <ul style="list-style-type: none"> <li>a. Direct buddy #1 to unbutton the snaps on the back and front of buddy #2's jacket to include the cord and zipper.</li> <li>b. Direct buddy #1 to pull buddy #2's jacket off one arm at a time, turning the jacket inside out. Have buddy #2 to make a fist as each sleeve is removed to prevent the gloves from coming off.</li> <li>c. Direct buddy #1 to place buddy #2's jacket on the ground nearby with the black side (uncontaminated side) up. Buddy #2 will use it to stand on later while redressing.</li> <li>d. Direct buddy #1 to remove buddy #2's trousers by opening the trouser cuffs, the waist snap, zipper, and if necessary, the waist tabs of buddy #2's trousers.</li> <li>e. Direct buddy #1 to grab buddy #2's trousers by the cuff while buddy #2 removes one leg at a time from the trousers.</li> <li>f. Direct buddy #1 to discard buddy #2's trousers.</li> </ul> <hr/> <p><b>Note:</b> Do not reverse roles at this time.</p>		
<p><b>*7.</b> Direct procedures for removal of the overboots and gloves.</p> <ul style="list-style-type: none"> <li>a. Direct buddy #2 to stand next to his jacket.</li> <li>b. Direct buddy #1 to untie or cut the strings of buddy #2's overboots.</li> <li>c. Direct buddy #1 to remove the overboots from buddy #2's feet, one at a time. As buddy #1 removes a boot, have buddy #2 step onto his own jacket.</li> <li>d. Direct buddy #2 to remove his gloves. (Buddy #1 will assist buddy #2, if necessary to prevent buddy #2 from touching the outside of the gloves).</li> </ul> <hr/> <p><b>Note:</b> Do not reverse roles at this time.</p>		
<p><b>*8.</b> Direct procedures for new overgarment replacement.</p> <ul style="list-style-type: none"> <li>a. Direct buddy #1 to open new package of overgarment without touching the inside of package or the new overgarment.</li> <li>b. Direct buddy #1 to hold the new package of overgarment firmly while buddy #2 removes the new overgarment from the package without touching the outside of the package.</li> <li>c. Direct buddy #2 to put on his trousers and jacket and fasten the overgarment, leaving the trouser legs open.</li> </ul>		
<p><b>*9.</b> Direct procedures for new overboot and glove replacements.</p> <ul style="list-style-type: none"> <li>a. Direct buddy #1 to open a new package of overboots without touching the inside of the package or the new overboots.</li> <li>b. Direct buddy #1 to hold the new package of overboots firmly while buddy #2 removes the new overboots from the package without touching the inside of the package.</li> <li>c. Direct buddy #2 to put on his overboots and fastens the trouser leg.</li> </ul>		

TASK STEPS AND PERFORMANCE MEASURES	GO	NO-GO
<p>d. Direct buddy #1 to open a new package of gloves without touching the inside of the package or the new gloves.</p> <p>e. Direct buddy #1 to hold the new package of gloves firmly while buddy #2 removes a new pair of gloves from the package without touching the outside of the package.</p> <p>f. Direct buddy #2 to put on his new gloves.</p> <hr/> <p><b>Note:</b> Do not reverse roles at this time. Buddy #1 decontaminates his own rubber gloves with an M258A1 skin decontamination kit. Buddy #1 completes this step before securing buddy #2's hood.</p> <hr/> <p>*10. Direct procedures for new hood replacement.</p> <p>a. Direct buddy #1 to secure buddy #2's hood by unrolling the hood and attaching the straps and tightening the neck cord.</p> <p>b. Direct buddy #1 to check buddy #2's hood and overgarment to ensure all zippers, ties, and snaps are closed.</p> <hr/> <p><b>Note:</b> At this point, buddy #1 and buddy #2 will reverse roles and repeat steps five through ten.</p> <hr/> <p>11. Clear the decontamination site.</p> <p>a. Clean up site.</p> <p>b. Mark the site.</p> <p>12. Report to higher headquarters.</p> <p>a. Request permission to perform unmasking procedures if, through testing, no hazard is detected.</p> <p>b. Secure individual equipment.</p> <p>c. Determine the adequacy of decontamination and adjust MOPP level as required (after obtaining approval from higher headquarters).</p> <p>d. Report completion of MOPP gear exchange to higher headquarters.</p> <p>e. Move to an assembly area.</p> <p>13. Continue the mission.</p>		

TASK PERFORMANCE / EVALUATION SUMMARY BLOCK							
ITERATION	1M	2M	3M	4M	5M		TOTAL
TOTAL TASK STEPS EVALUATED							
TOTAL TASK STEPS "GO"							
TRAINING STATUS "GO"/"NO-GO"							

\* indicates a leader task step.

SUPPORTING INDIVIDUAL TASKS

Task Number	Task Title	References
031-503-1013(SL1)	Decontaminate Yourself and Individual Equipment Using Chemical Decontaminating Kits	STP 21-1-SMCT
031-503-1015(SL1)	Protect Yourself From NBC Injury/ Contamination with the Appropriate Mission-Oriented Protective Posture (MOPP) Gear	STP 21-1-SMCT
031-503-1023(SL2)	Protect Yourself From NBC Injury/ Contamination When Changing Mission-Oriented Protective Posture (MOPP) Gear	STP 21-24-SMCT
031-503-1035(SL1)	Protect Yourself From Chemical/Biological Contamination Using Your Assigned Protective Mask	STP 21-1-SMCT
031-503-1036(SL1)	Maintain Your Assigned Protective Mask	STP 21-1-SMCT
031-503-1037(SL1)	Detect Chemical Agents Using M8 or M9 Detector Paper	STP 21-1-SMCT
031-503-2001(SL2)	Identify Chemical Agents Using M256-Series Chemical Agent Detector Kit	STP 21-24-SMCT
031-503-3002(SL2)	Conduct Unmasking Procedures	STP 21-24-SMCT
031-503-3008(SL2)	Implement Mission-Oriented Protective Posture	STP 21-24-SMCT
031-503-3010(SL2)	Supervise Employment of Nuclear, Biological, or Chemical Markers	STP 21-24-SMCT
031-506-1053(SL2)	Report NBC Information Using NBC-4 Report	STP 21-24-SMCT
071-329-1000	Identify Topographic Symbols on a Military Map	STP 21-1-SMCT
071-329-1001	Identify Terrain Features on a Map	STP 21-1-SMCT
071-329-1004	Determine the Elevation of a Point on the Ground Using a Map	STP 21-24-SMCT
071-329-1008	Measure Distance on a Map	STP 21-1-SMCT
081-831-1044(SL1)	Perform First Aid for Nerve Agent Injury	STP 21-1-SMCT
091-CLT-3009(SL4)	Supervise Maintenance Operations	STP 21-24-SMCT
091-CLT-4029(SL2)	Supervise Preventive Maintenance Checks and Services (PMCS)	STP 21-24-SMCT
101-92Y-0006(SL2)	Inspect Equipment for Accountability, Cleanliness, and Serviceability	STP 21-24-SMCT
113-571-1022	Perform Voice Communications	STP 21-1-SMCT
113-573-8006	Use an Automated Signal Operation Instruction (SOI)	STP 21-24-SMCT
113-600-2001(SL1)	Communicate Via a Tactical Telephone	STP 21-1-SMCT
113-637-2001(SL1)	Communicate Via a Tactical Radio	STP 21-1-SMCT
850-001-2000(SL2)	Employ Accident Prevention Measures and Risk Management Process	STP 21-24-SMCT
850-001-3001(SL3)	Control Mission Safety Hazard	STP 21-24-SMCT
850-001-4001(SL4)	Integrate Risk Management Into Platoon	STP 21-24-SMCT

SUPPORTING COLLECTIVE TASKS: None

OPFOR TASKS AND STANDARDS

**TASK: Disrupt Enemy Movement and Operations Using Tactical Nuclear Weapons (34-OPFOR-1002)**

**CONDITION:** Orders have been received to use tactical nuclear weapons in the enemy's rear area. Key locations have been identified.

**STANDARD:** Tactical nuclear missiles are delivered on target. Movement of equipment and supplies is disrupted or delayed to forward areas. Enemy equipment and supplies are destroyed. A high rate of nuclear casualties is inflicted among enemy troops.

**TASK: Counter Passage of Lines (34-OPFOR-1016)**

**CONDITION:** Friendly units are in defense positions but are expected to attempt a passage of lines. Friendly forces have close air support and NBC capabilities. The opposing force (OPFOR) element receives orders to disrupt the friendly passage of lines.

**STANDARD:** The friendly force passage of lines is delayed by the OPFOR element for a minimum of 2 hours.

**TASK: Conduct Hasty Ambush (34-OPFOR-1003)**

**CONDITION:** OPFOR element is moving in a concealed area when an enemy element is reported moving along an adjacent route.

**STANDARD:** The ambush site is prepared before the arrival of the enemy element. The enemy force is surprised and casualties are inflicted within the designated kill zone. Delay enemy march element from reaching its specified destination. Withdraw, on order, within 2 minutes of ambush initiation. Report results of mission to headquarters.

**TASK: Conduct Air Attacks (34-OPFOR-1006)**

**CONDITION:** OPFOR elements in the rear area have forwarded the coordinates of enemy facilities and elements. OPFOR aircraft have been dispatched to attack enemy installations or convoys.

**STANDARD:** Locate support sites, command and control facilities, and/or convoys. Conduct attack runs on designated targets. Enemy equipment, supplies, and vehicles are destroyed and enemy personnel are killed.

**TASK: Maintain Contact (34-OPFOR-1011)**

**CONDITION:** OPFOR element is tactically engaged with enemy base defense forces. Enemy forces are withdrawing under pressure.

**STANDARD:** Decisively engage the enemy forces. As the enemy withdraws, the unit or force advances, maintaining contact.

**TASK: Conduct Sniper Operations (34-OPFOR-1005)**

**CONDITION:** OPFOR element has received a sniper mission from headquarters. Snipers are assigned missions in the enemy rear area along major supply routes and near support sites.

**STANDARD:** Infiltrate enemy area of operations and set up a well-concealed location. Vehicle drivers or personnel on foot are engaged with short bursts of semiautomatic fire. Selected targets are killed or wounded. Prevent position from being discovered and evacuate the area without being detected. Results of the operation are reported to OPFOR headquarters.



**TASK: Attack (34-OPFOR-1010)**

**CONDITION:** Enemy rear area support base has been located. Priority intelligence requirements (PIRs) and other intelligence requirements have been obtained by OPFOR patrols. Element has automatic and antiarmor weapons, and light mortars. Element is approximately the size of two platoons.

**STANDARD:** An attack plan is developed. An attack is initiated using a scheme of maneuver that exploits enemy flanks, gaps, and weaknesses. Covered and concealed routes are used to approach enemy areas. Employ indirect fire to support attack. Penetrate enemy defenses. Destroy equipment and supplies, inflict casualties, isolate the support base, and block reinforcements. The enemy unit is forced to displace.

**ELEMENTS:** Company Headquarters  
Operations Platoon Headquarters

**TASK: Conduct Chemical Reconnaissance (03-3-C225.34-0001)**  
(FM 3-19) (FM 3-11) (FM 3-3)  
(FM 3-5)

**ITERATION:** 1M 2M 3M 4M 5M (Circle)

**COMMANDER/LEADER ASSESSMENT:** T P U (Circle)

**CONDITIONS:** The platoon is conducting operations in an area where chemical warfare has been initiated and needs to determine the presence of chemical hazards in the area of operational concern. The commander receives a mission that identifies priority areas. This task is always performed in mission-oriented protective posture level 4 (MOPP4).

**TASK STANDARDS:** The platoon identifies, marks, and ensures the battalion command post knows the location of all chemical agents in the assigned reconnaissance area. The location of contamination is marked and recorded within 100 meters accuracy of actual location.

TASK STEPS AND PERFORMANCE MEASURES	GO	NO-GO
<p>*1. Issue guidance to subordinate leaders.</p> <p>*2. Begin preparations for the chemical reconnaissance.</p> <ul style="list-style-type: none"> <li>a. Perform map reconnaissance of the route and specific area for reconnaissance.</li> <li>b. Determine reconnaissance technique to use.</li> <li>c. Plan for decontamination following the reconnaissance operation (if decontamination is necessary).</li> </ul> <hr/> <p>* <b>Note:</b> Ensure decontaminants and additional MOPP gear are available for decontamination following the reconnaissance operation.</p> <hr/> <ul style="list-style-type: none"> <li>d. Coordinate for fire support (indirect or attack helicopter if available).</li> <li>e. Brief personnel on proper reporting and recording procedures.</li> <li>f. Issue operation order (OPORD) or fragmentary order (FRAGO) to subordinate leaders.</li> </ul> <p>3. Prepare for chemical reconnaissance mission.</p> <ul style="list-style-type: none"> <li>a. Prepare vehicle and equipment for chemical reconnaissance.</li> <li>b. Perform precombat checks on vehicles and equipment.</li> <li>c. Load chemical agent detection equipment.</li> </ul> <hr/> <p><b>Note:</b> Chemical detection equipment should include M8A1 automatic chemical agent alarm, M256A1 detector kit, M8 and M9 detector paper, M272 water test kit.</p> <hr/> <ul style="list-style-type: none"> <li>d. Remove all external gear and equipment not needed or required for the mission.</li> <li>e. Attach M9 paper to troops and vehicles.</li> </ul>		

TASK STEPS AND PERFORMANCE MEASURES	GO	NO-GO
<p>f. Cover exposed equipment with plastic or canvas.</p> <p>g. Cover internal area of vehicle for team members who dismount vehicle.</p> <hr/> <p>* <b>Note:</b> To limit performance degradation, the unit leader should conduct MOPP analysis to determine the MOPP level appropriate for movement to the reconnaissance start point and to determine when the unit assumes MOPP4.</p> <hr/> <p>4. Conduct the chemical reconnaissance.</p> <p>a. Use proper movement techniques in accordance with mission, enemy, terrain, troops, time available, and civilian considerations (METT-TC).</p> <p>b. Use chemical agent detection equipment and paper to locate contamination around and within the designated area.</p> <p>c. Maintain 25- to 100-meter intervals spread across the axis of advance, depending on terrain.</p> <p>d. Stop vehicles at selected intervals or in areas with visual indications of a chemical attack to check for contamination.</p> <p>e. Check the area for the following visual indications of chemical contamination:</p> <p>(1) Dead/discolored vegetation.</p> <p>(2) Discolored soil.</p> <p>(3) Unusual liquid droplets.</p> <p>(4) Oily film on water.</p> <p>(5) Craters caused by bursting munitions.</p> <p>(6) Absence of insect life.</p> <p>(7) Dead animals and birds.</p> <p>f. Submit nuclear, biological, and chemical (NBC)-4 chemical report of findings to higher headquarters.</p> <p>g. Mark contaminated area in accordance with OPORD or standing operating procedures (SOP) instructions.</p> <p>*5. Coordinate the reconnaissance recovery operations.</p> <p>a. Check personnel and vehicles for contamination.</p> <p>b. Segregate contaminated personnel and equipment.</p> <p>c. Move to preselected decontamination site if necessary.</p> <p>d. Coordinate for hasty decontamination if necessary.</p> <p>e. Coordinate for deliberate decontamination to include reconstitution if applicable.</p> <p>6. Conduct reconnaissance recovery operations.</p> <p>7. Conduct operational decontamination (if necessary).</p> <p>8. Move to a designated location or return to higher headquarters for debriefing.</p>		

TASK PERFORMANCE / EVALUATION SUMMARY BLOCK							
ITERATION	1M	2M	3M	4M	5M		TOTAL
TOTAL TASK STEPS EVALUATED							
TOTAL TASK STEPS "GO"							
TRAINING STATUS "GO"/"NO-GO"							

\* indicates a leader task step.

#### SUPPORTING INDIVIDUAL TASKS

Task Number	Task Title	References
031-503-1013(SL1)	Decontaminate Yourself and Individual Equipment Using Chemical Decontaminating Kits	STP 21-1-SMCT
031-503-1015(SL1)	Protect Yourself From NBC Injury/ Contamination with the Appropriate Mission-Oriented Protective Posture (MOPP) Gear	STP 21-1-SMCT
031-503-1019(SL1)	React to Chemical or Biological Hazard or Attack	STP 21-1-SMCT
031-503-1023(SL2)	Protect Yourself From NBC Injury/ Contamination When Changing Mission-Oriented Protective Posture (MOPP) Gear	STP 21-24-SMCT
031-503-1035(SL1)	Protect Yourself From Chemical/Biological Contamination Using Your Assigned Protective Mask	STP 21-1-SMCT
031-503-1036(SL1)	Maintain Your Assigned Protective Mask	STP 21-1-SMCT
031-503-1037(SL1)	Detect Chemical Agents Using M8 or M9 Detector Paper	STP 21-1-SMCT
031-503-2001(SL2)	Identify Chemical Agents Using M256-Series Chemical Agent Detector Kit	STP 21-24-SMCT
031-503-3002(SL2)	Conduct Unmasking Procedures	STP 21-24-SMCT
031-503-3004(SL2)	Supervise the Crossing of a Contaminated Area	STP 21-24-SMCT
031-503-3008(SL2)	Implement Mission-Oriented Protective Posture	STP 21-24-SMCT
031-503-3010(SL2)	Supervise Employment of Nuclear, Biological, or Chemical Markers	STP 21-24-SMCT
031-506-1053(SL2)	Report NBC Information Using NBC-4 Report	STP 21-24-SMCT
071-326-0503(SL1)	Move Over, Through, or Around Obstacles (Except Minefields)	STP 21-1-SMCT
850-001-2000(SL2)	Employ Accident Prevention Measures and Risk Management Process	STP 21-24-SMCT
850-001-3001(SL3)	Control Mission Safety Hazard	STP 21-24-SMCT
850-001-4001(SL4)	Integrate Risk Management Into Platoon	STP 21-24-SMCT

SUPPORTING COLLECTIVE TASKS: None

#### OPFOR TASKS AND STANDARDS

##### **TASK: Conduct Electronic Warfare (34-OPFOR-1012)**

**CONDITION:** Opposing force (OPFOR) employs collection and direction-finding assets (ground and air) to monitor and locate enemy forces.

**STANDARD:** Locate the positions of enemy command, intelligence, and logistics units. Forward the locations of the positions to OPFOR headquarters. Use jamming signals against enemy radio receivers. Monitor enemy radio networks and report all information of intelligence value to OPFOR HQ.

**TASK: Conduct Aerial Reconnaissance (34-OPFOR-1007)**

**CONDITION:** OPFOR HQ requires intelligence on the location and identification of enemy elements. Aircraft is dispatched to take photographs and conduct a visual inspection of enemy area.

**STANDARD:** Locate and photograph enemy positions in assigned sectors, including support and storage bases and command and control facilities. Visual checks are conducted when possible. The enemy is not engaged. Priority intelligence requests and other information requirements (IRs) are reported to OPFOR HQ.

**TASK: Conduct Hasty Ambush (34-OPFOR-1003)**

**CONDITION:** OPFOR element is moving in a concealed area when an enemy element is reported moving along an adjacent route.

**STANDARD:** The ambush site is prepared before the arrival of the enemy element. The enemy force is surprised and casualties are inflicted within the designated kill zone. Delay enemy march element from reaching its specified destination. Withdraw, on order, within 2 minutes of ambush initiation. Report results of mission to headquarters.

**TASK: Conduct Deliberate Ambush (34-OPFOR-1004)**

**CONDITION:** OPFOR element is operating along an enemy major supply route. Intelligence has reported an enemy convoy approaching the element. Headquarters has ordered complete destruction of the march element. The march element is approximately 15 minutes from the ambush point. OPFOR element possesses automatic weapons, antiarmor weapons, and command-detonated mines.

**STANDARD:** Prepare ambush site before arrival of enemy convoy. Surprise enemy forces. Force enemy march element to halt in kill zone. Kill, wound, or capture enemy personnel and destroy all vehicles and equipment. Consolidate and withdraw from the area on order. Results of the mission are reported to headquarters.

**TASK: Conduct Air Attacks (34-OPFOR-1006)**

**CONDITION:** OPFOR elements in the rear area have forwarded the coordinates of enemy facilities and elements. OPFOR aircraft have been dispatched to attack enemy installations or convoys.

**STANDARD:** Locate support sites, command and control facilities, and/or convoys. Conduct attack runs on designated targets. Enemy equipment, supplies, and vehicles are destroyed and enemy personnel are killed.

**TASK: Conduct Sniper Operations (34-OPFOR-1005)**

**CONDITION:** OPFOR element has received a sniper mission from headquarters. Snipers are assigned missions in the enemy rear area along major supply routes and near support sites.

**STANDARD:** Infiltrate enemy area of operations and set up a well-concealed location. Vehicle drivers or personnel on foot are engaged with short bursts of semiautomatic fire. Selected targets are killed or wounded. Prevent position from being discovered and evacuate the area without being detected. Results of the operation are reported to OPFOR headquarters.

**TASK: Conduct Raid (34-OPFOR-1009)**

**CONDITION:** OPFOR element has occupied an objective rally point and has orders to conduct a raid on a rear area base.

**STANDARD:** Surprise the enemy forces. Assault enemy support base and accomplish assigned tasks. Specified equipment and supplies are destroyed. Decisive engagement is avoided. All personnel are withdrawn from the area within the prescribed time. The collected intelligence data satisfies the priority intelligence requirements (PIRs).

**ELEMENTS:** DS Company MI Battalion  
 Company Headquarters  
 Operations Platoon Headquarters

**TASK: Cross a Chemically Contaminated Area (03-3-C226.34-0001)**  
 (FM 3-3)

**ITERATION:** 1M 2M 3M 4M 5M (Circle)

**COMMANDER/LEADER ASSESSMENT:** T P U (Circle)

**CONDITIONS:** Time and mission dictate a contaminated area cannot be bypassed without unacceptable delay. The platoon has sufficient time to cross and decontaminate itself. Approximate boundary of the contaminated area is known or marked. This task is always performed in mission-oriented protective posture level 4 (MOPP4).

**TASK STANDARDS:** The platoon crosses a contaminated area without sustaining casualties from a chemical agent.

TASK STEPS AND PERFORMANCE MEASURES	GO	NO-GO
<p><b>*1. Select a route.</b></p> <ul style="list-style-type: none"> <li>a. Use nuclear, biological, and chemical (NBC)-5 (chemical) report and/or reconnaissance reports to select a route.</li> <li>b. Select route that minimizes exposure consistent with the mission.</li> <li>c. Obtain route clearance and approval.</li> </ul> <p><b>2. Prepare for crossing the area.</b></p> <ul style="list-style-type: none"> <li>a. Assume MOPP4 for crossing the area.</li> <li>b. Ensure all drivers, vehicle commanders, and leaders know route of march and/or have strip maps.</li> <li>c. Button up vehicles (mounted movement).</li> <li>d. Place externally stored equipment inside or cover with available material.</li> <li>e. Attach M9 detector paper to personnel and vehicles to provide warning of contamination.</li> </ul> <p><b>3. Cross the area.</b></p> <ul style="list-style-type: none"> <li>a. Avoid low ground, overhanging branches, and brush to the extent allowed by the tactical situation.</li> <li>b. Conduct dismounted movement, if necessary, as rapidly as possible.</li> <li>c. Cross area as quickly and carefully as possible.</li> </ul> <p><b>4. Exit the contaminated area.</b></p> <ul style="list-style-type: none"> <li>a. Check for casualties.</li> <li>b. Report casualties (if applicable).</li> <li>c. Conduct necessary decontamination.</li> <li>d. Continue the mission.</li> </ul>		

TASK PERFORMANCE / EVALUATION SUMMARY BLOCK							
ITERATION	1M	2M	3M	4M	5M		TOTAL
TOTAL TASK STEPS EVALUATED							
TOTAL TASK STEPS "GO"							
TRAINING STATUS "GO"/"NO-GO"							

\* indicates a leader task step.

SUPPORTING INDIVIDUAL TASKS

Task Number	Task Title	References
031-503-1013(SL1)	Decontaminate Yourself and Individual Equipment Using Chemical Decontaminating Kits	STP 21-1-SMCT
031-503-1015(SL1)	Protect Yourself From NBC Injury/ Contamination with the Appropriate Mission-Oriented Protective Posture (MOPP) Gear	STP 21-1-SMCT
031-503-1019(SL1)	React to Chemical or Biological Hazard or Attack	STP 21-1-SMCT
031-503-1023(SL2)	Protect Yourself From NBC Injury/ Contamination When Changing Mission-Oriented Protective Posture (MOPP) Gear	STP 21-24-SMCT
031-503-1035(SL1)	Protect Yourself From Chemical/Biological Contamination Using Your Assigned Protective Mask	STP 21-1-SMCT
031-503-1036(SL1)	Maintain Your Assigned Protective Mask	STP 21-1-SMCT
031-503-1037(SL1)	Detect Chemical Agents Using M8 or M9 Detector Paper	STP 21-1-SMCT
031-503-2001(SL2)	Identify Chemical Agents Using M256-Series Chemical Agent Detector Kit	STP 21-24-SMCT
031-503-3002(SL2)	Conduct Unmasking Procedures	STP 21-24-SMCT
031-503-3004(SL2)	Supervise the Crossing of a Contaminated Area	STP 21-24-SMCT
031-503-3008(SL2)	Implement Mission-Oriented Protective Posture	STP 21-24-SMCT
031-503-3010(SL2)	Supervise Employment of Nuclear, Biological, or Chemical Markers	STP 21-24-SMCT
031-506-1053(SL2)	Report NBC Information Using NBC-4 Report	STP 21-24-SMCT
071-326-0503(SL1)	Move Over, Through, or Around Obstacles (Except Minefields)	STP 21-1-SMCT
071-329-1006(SL1)	Navigate From One Point on the Ground to Another Point While Dismounted	STP 21-1-SMCT
071-329-1030(SL1)	Navigate From One Point on the Ground to Another Point While Mounted	STP 21-1-SMCT
081-831-1000(SL1)	Evaluate a Casualty	STP 21-1-SMCT
081-831-1044(SL1)	Perform First Aid for Nerve Agent Injury	STP 21-1-SMCT
081-831-1054(SL2)	Evacuate Casualties	STP 21-24-SMCT
805C-PAD-2060(SL2)	Report Casualties	STP 21-24-SMCT
850-001-2000(SL2)	Employ Accident Prevention Measures and Risk Management Process	STP 21-24-SMCT
850-001-3001(SL3)	Control Mission Safety Hazard	STP 21-24-SMCT
850-001-4001(SL4)	Integrate Risk Management Into Platoon	STP 21-24-SMCT

SUPPORTING COLLECTIVE TASKS: None

OPFOR TASKS AND STANDARDS

**TASK: Disrupt Enemy Movement and Operations Using Persistent and Nonpersistent Chemical Weapons (34-OPFOR-1001)**

**CONDITION:** Conventional artillery weapons or aircraft are available to deliver chemical weapons. Routes and key bases in the rear area have been selected.

**STANDARD:** Chemical agents are delivered into targeted areas. The movement of enemy supplies and equipment to forward areas is delayed by disrupting command and control systems. Enemy movement is successfully channeled into predesignated ambush areas. Enemy supplies and equipment are contaminated. A high rate of casualties is inflicted on enemy forces.

**TASK: Conduct Aerial Reconnaissance (34-OPFOR-1007)**

**CONDITION:** Opposing force (OPFOR) HQ requires intelligence on the location and identification of enemy elements. Aircraft is dispatched to take photographs and conduct a visual inspection of enemy area.

**STANDARD:** Locate and photograph enemy positions in assigned sectors, including support and storage bases and command and control facilities. Visual checks are conducted when possible. The enemy is not engaged. Priority intelligence requests and other information requirements (IRs) are reported to OPFOR HQ.

**TASK: Conduct Hasty Ambush (34-OPFOR-1003)**

**CONDITION:** OPFOR element is moving in a concealed area when an enemy element is reported moving along an adjacent route.

**STANDARD:** The ambush site is prepared before the arrival of the enemy element. The enemy force is surprised and casualties are inflicted within the designated kill zone. Delay enemy march element from reaching its specified destination. Withdraw, on order, within 2 minutes of ambush initiation. Report results of mission to headquarters.

**TASK: Conduct Deliberate Ambush (34-OPFOR-1004)**

**CONDITION:** OPFOR element is operating along an enemy major supply route. Intelligence has reported an enemy convoy approaching the element. Headquarters has ordered complete destruction of the march element. The march element is approximately 15 minutes from the ambush point. OPFOR element possesses automatic weapons, antiarmor weapons, and command-detonated mines.

**STANDARD:** Prepare ambush site before arrival of enemy convoy. Surprise enemy forces. Force enemy march element to halt in kill zone. Kill, wound, or capture enemy personnel and destroy all vehicles and equipment. Consolidate and withdraw from the area on order. Results of the mission are reported to headquarters.

**TASK: Conduct Air Attacks (34-OPFOR-1006)**

**CONDITION:** OPFOR elements in the rear area have forwarded the coordinates of enemy facilities and elements. OPFOR aircraft have been dispatched to attack enemy installations or convoys.

**STANDARD:** Locate support sites, command and control facilities, and/or convoys. Conduct attack runs on designated targets. Enemy equipment, supplies, and vehicles are destroyed, and enemy personnel are killed.



**TASK: Conduct Sniper Operations (34-OPFOR-1005)**

**CONDITION:** OPFOR element has received a sniper mission from headquarters. Snipers are assigned missions in the enemy rear area along major supply routes and near support sites.

**STANDARD:** Infiltrate enemy area of operations and set up a well-concealed location. Vehicle drivers or personnel on foot are engaged with short bursts of semiautomatic fire. Selected targets are killed or wounded. Prevent position from being discovered, and evacuate the area without being detected. Results of the operation are reported to OPFOR headquarters.

**ELEMENTS:** DS Company MI Battalion  
 Company Headquarters  
 Operations Platoon Headquarters

**TASK: Camouflage Vehicles and Equipment (05-2-C301.34-0001)**  
 (FM 20-3)

**ITERATION:** 1 2 3 4 5 M (Circle)

**COMMANDER/LEADER ASSESSMENT:** T P U (Circle)

**CONDITIONS:** The enemy has air and ground surveillance capability, including infrared sensors. Camouflage resources are available. Some iterations of this task should be performed in mission-oriented protective posture level 4 (MOPP4).

**TASK STANDARDS:** Vehicles, equipment, and individual fighting positions are camouflaged so they cannot be detected. The element's location or identity cannot be determined through aerial photographs or ground surveillance radar.

TASK STEPS AND PERFORMANCE MEASURES	GO	NO-GO
<p>*1. Select concealed vehicle positions and traffic routes.</p> <ul style="list-style-type: none"> <li>a. Ensure vehicle operators use concealed routes whenever possible; follow and parallel hedges, woods, fences, cultivated fields, and other natural terrain features.</li> <li>b. Ensure vehicle's track signature continues past the park location to another logical spot.</li> </ul> <p>2. Maneuver vehicles along concealed routes.</p> <ul style="list-style-type: none"> <li>a. Use existing tracks.</li> <li>b. Avoid movement near terrain features (such as hilltops and road intersections) that may be used as a reference point by enemy ground and aerial fires.</li> <li>c. Obliterate vehicle tracks where they turn to conceal vehicle positions.</li> </ul> <p>3. Conceal vehicles and equipment.</p> <ul style="list-style-type: none"> <li>a. Position vehicles under natural cover or in shadows.</li> <li>b. Position vehicles so the shape blends with surroundings.</li> <li>c. Use natural materials to break up and combine with a shape or shadow.</li> <li>d. Blend natural materials with the surrounding area.</li> <li>e. Replace cut vegetation when it withers or changes color.</li> <li>f. Use networks to create shadows.</li> <li>g. Use camouflage screening systems to enhance natural materials.</li> <li>h. Keep heat source (generators, engines, and mess area) under screening systems, even when using natural concealment.</li> <li>i. Cover shiny object such as windshields, headlights, cab windows, and wet vehicle bodies.</li> </ul>		

TASK STEPS AND PERFORMANCE MEASURES	GO	NO-GO
<ul style="list-style-type: none"> <li>j. Dig in (if in desert or open terrain) when the situation permits.</li> <li>k. Conceal vehicle track signatures in snow-covered terrain.</li> <li>l. Disguise vehicle track equipment to change appearance or to resemble something of lesser or greater threat to the enemy.</li> </ul> <p>*4. Enforce camouflage discipline.</p> <ul style="list-style-type: none"> <li>a. Ensure the unit's activities do not change the area's appearance or reveal the presence of military equipment.</li> <li>b. Enforce measures to maintain blackout conditions at night.</li> <li>c. Ensure measures are taken to eliminate or reduce noise by muffling or masking with terrain, defilading positions, or shields.</li> <li>d. Ensure the prompt and complete cleanup of debris or spoil from the area.</li> </ul> <p>*5. Know when opposing force (OPFOR) surveillance is overhead.</p> <ul style="list-style-type: none"> <li>a. Receive information from higher headquarters.</li> <li>b. Disseminate information to subordinates.</li> <li>c. Incorporate information into the tactical plan.</li> </ul>		

TASK PERFORMANCE / EVALUATION SUMMARY BLOCK							
ITERATION	1	2	3	4	5	M	TOTAL
TOTAL TASK STEPS EVALUATED							
TOTAL TASK STEPS "GO"							
TRAINING STATUS "GO"/"NO-GO"							

\* indicates a leader task step.

SUPPORTING INDIVIDUAL TASKS

Task Number	Task Title	References
052-191-1361(SL1)	Camouflage Yourself and Your Individual Equipment	STP 21-1-SMCT
052-191-1362(SL1)	Camouflage Equipment	STP 21-1-SMCT
071-331-0815(SL1)	Practice Noise, Light, and Litter Discipline	STP 21-1-SMCT
301-371-1050(SL1)	Implement Operations Security (OPSEC) Measures	STP 21-1-SMCT
850-001-2000(SL2)	Employ Accident Prevention Measures and Risk Management Process	STP 21-24-SMCT
850-001-3001(SL3)	Control Mission Safety Hazard	STP 21-24-SMCT
850-001-4001(SL4)	Integrate Risk Management Into Platoon	STP 21-24-SMCT

SUPPORTING COLLECTIVE TASKS: None

OPFOR TASKS AND STANDARDS

**TASK: Conduct Aerial Reconnaissance (34-OPFOR-1007)**

**CONDITION:** Opposing force (OPFOR) HQ requires intelligence on the location and identification of enemy elements. Aircraft is dispatched to take photographs and conduct a visual inspection of enemy area.

**STANDARD:** Locate and photograph enemy positions in assigned sectors, including support and storage bases and command and control facilities. Visual checks are conducted when possible. The enemy is not engaged. Priority intelligence requests and other information requirements (IRs) are reported to OPFOR HQ.

**TASK: Gather Intelligence (34-OPFOR-1008)**

**CONDITION:** OPFOR elements, operating in the rear area, are planning attacks on enemy bases. Information is needed before plans are finalized.

**STANDARD:** Identify all priority intelligence requests and other IRs. Pass through any outpost, defensive wire, or warning device undetected. Move to an observation point that offers cover and concealment and is close enough to gather required information. Gather data that answers IRs. Withdraw from area undetected. Report all information of value to OPFOR headquarters.

**TASK: Conduct Electronic Warfare (34-OPFOR-1012)**

**CONDITION:** OPFOR employs collection and direction-finding assets (ground and air) to monitor and locate enemy forces.

**STANDARD:** Locate the positions of enemy command, intelligence, and logistics units. Forward the locations of the positions to OPFOR headquarters. Use jamming signals against enemy radio receivers. Monitor enemy radio networks and report all information of intelligence value to OPFOR HQ.

**TASK: Disrupt Enemy Movement and Operations Using Tactical Nuclear Weapons (34-OPFOR-1002)**

**CONDITION:** Orders have been received to use tactical nuclear weapons in the enemy's rear area. Key locations have been identified.

**STANDARD:** Tactical nuclear missiles are delivered on target. Movement of equipment and supplies is disrupted or delayed to forward areas. Enemy equipment and supplies are destroyed. A high rate of nuclear casualties is inflicted among enemy troops.

**TASK: Counter Passage of Lines (34-OPFOR-1016)**

**CONDITION:** Friendly units are in defense positions but are expected to attempt a passage of lines. Friendly forces have close air support and nuclear, biological, and chemical (NBC) capabilities. The OPFOR element receives orders to disrupt the friendly passage of lines.

**STANDARD:** The friendly force passage of lines is delayed by the OPFOR element for a minimum of 2 hours.

**TASK: Conduct Hasty Ambush (34-OPFOR-1003)**

**CONDITION:** OPFOR element is moving in a concealed area when an enemy element is reported moving along an adjacent route.

**STANDARD:** The ambush site is prepared before the arrival of the enemy element. The enemy force is surprised and casualties are inflicted within the designated kill zone. Delay enemy march element from reaching its specified destination. Withdraw, on order, within 2 minutes of ambush initiation. Report results of mission to headquarters.

**TASK: Disrupt Enemy Movement and Operations Using Persistent and Nonpersistent Chemical Weapons (34-OPFOR-1001)**

**CONDITION:** Conventional artillery weapons or aircraft are available to deliver chemical weapons. Routes and key bases in the rear area have been selected.

**STANDARD:** Chemical agents are delivered into targeted areas. The movement of enemy supplies and equipment to forward areas is delayed by disrupting command and control systems. Enemy movement is successfully channeled into predesignated ambush areas. Enemy supplies and equipment are contaminated. A high rate of casualties is inflicted on enemy forces.

**TASK: Maintain Contact (34-OPFOR-1011)**

**CONDITION:** OPFOR element is tactically engaged with enemy base defense forces. Enemy forces are withdrawing under pressure.

**STANDARD:** Decisively engage the enemy forces. As the enemy withdraws, the unit or force advances, maintaining contact.

**TASK: Conduct Air Attacks (34-OPFOR-1006)**

**CONDITION:** OPFOR elements in the rear area have forwarded the coordinates of enemy facilities and elements. OPFOR aircraft have been dispatched to attack enemy installations or convoys.

**STANDARD:** Locate support sites, command and control facilities, and/or convoys. Conduct attack runs on designated targets. Enemy equipment, supplies, and vehicles are destroyed and enemy personnel are killed.

**TASK: Conduct Sniper Operations (34-OPFOR-1005)**

**CONDITION:** OPFOR element has received a sniper mission from headquarters. Snipers are assigned missions in the enemy rear area along major supply routes and near support sites.

**STANDARD:** Infiltrate enemy area of operations and set up a well-concealed location. Vehicle drivers or personnel on foot are engaged with short bursts of semiautomatic fire. Selected targets are killed or wounded. Prevent position from being discovered and evacuate the area without being detected. Results of the operation are reported to OPFOR headquarters.

**TASK: Attack (34-OPFOR-1010)**

**CONDITION:** Enemy rear area support base has been located. Priority intelligence requirements (PIRs) and other intelligence requirements have been obtained by OPFOR patrols. Element has automatic and antiarmor weapons, and light mortars. Element is approximately the size of two platoons.

**STANDARD:** An attack plan is developed. An attack is initiated using a scheme of maneuver that exploits enemy flanks, gaps, and weaknesses. Covered and concealed routes are used to approach enemy areas. Employ indirect fire to support attack. Penetrate enemy defenses. Destroy equipment and supplies, inflict casualties, isolate the support base, and block reinforcements. The enemy unit is forced to displace.

**TASK: Conduct Raid (34-OPFOR-1009)**

**CONDITION:** OPFOR element has occupied an objective rally point and has orders to conduct a raid on a rear area base.

**STANDARD:** Surprise the enemy forces. Assault enemy support base and accomplish assigned tasks. Specified equipment and supplies are destroyed. Decisive engagement is avoided. All personnel are withdrawn from the area within the prescribed time. The collected intelligence data satisfies the PIRs.

**ELEMENTS:** DS Company MI Battalion  
 Company Headquarters  
 Operations Platoon Headquarters

**TASK: Disable Critical Equipment/Material (05-3-0210.34-0001)**  
 (GTA 05-02-036)

**ITERATION:** 1 2 3 4 5 M (Circle)

**COMMANDER/LEADER ASSESSMENT:** T P U (Circle)

**CONDITIONS:** An enemy assault threatens the platoon position. The platoon leader is ordered to evacuate the position and disable those items the platoon cannot haul or move. Some iterations of this task should be performed in mission-oriented protective posture level 4 (MOPP4).

**TASK STANDARDS:** The platoon disables all critical items that cannot be hauled or moved and evacuates the position.

TASK STEPS AND PERFORMANCE MEASURES	GO	NO-GO
<p><b>*1.</b> Prioritize equipment to disable.</p> <ul style="list-style-type: none"> <li><b>a.</b> Use information in the unit standing operating procedures (SOP) for guidance on disabling equipment.</li> <li><b>b.</b> Identify critical equipment as communication (radios and keying material), transportation assets (tracked or wheeled vehicles), and intelligence and electronic warfare equipment.</li> <li><b>c.</b> Prioritize disabling of the equipment based on its value to the enemy.</li> </ul> <p><b>*2.</b> Determine the best method for disabling tracked and wheeled vehicles, and direct unit members to—</p> <ul style="list-style-type: none"> <li><b>a.</b> Smash vital elements, such as the gearbox, starter battery, engine block, transmission, instrument panel, and any communications equipment.</li> <li><b>b.</b> Drain the hydraulic system and cut hoses.</li> <li><b>c.</b> Use a bayonet or other cutting tool to slash all tires.</li> <li><b>d.</b> Drain the oil, and run the engine until it seizes.</li> <li><b>e.</b> Use explosives to disable transportation assets (such as tracked and wheeled vehicles and trailers).</li> </ul> <p><b>*3.</b> Determine the best available method for disabling communication and intelligence and electronic warfare equipment.</p> <p><b>4.</b> Disable critical equipment during the evacuation in accordance with the platoon leader's plan.</p> <ul style="list-style-type: none"> <li><b>a.</b> Smash vital elements using an ax, pick, sledgehammer, or any heavy implement. Smash all dials, knobs, and gauges, and demolish all antennas.</li> <li><b>b.</b> Use explosives (if available) to disable communication equipment.</li> </ul> <p><b>*5.</b> Submit status reports to the company in accordance with the unit SOP.</p>		

TASK PERFORMANCE / EVALUATION SUMMARY BLOCK							
ITERATION	1	2	3	4	5	M	TOTAL
TOTAL TASK STEPS EVALUATED							
TOTAL TASK STEPS "GO"							
TRAINING STATUS "GO"/"NO-GO"							

\* indicates a leader task step.

SUPPORTING INDIVIDUAL TASKS

Task Number	Task Title	References
301-371-1050(SL1)	Implement Operations Security (OPSEC) Measures	STP 21-1-SMCT
301-371-1052(SL1)	Protect Classified Information and Material	STP 21-1-SMCT
301-98G-2050	Supervise Destruction of Classified information and Material	STP 34-98G14-SM-TG
805C-PAD-3591(SL3)	Protect Classified Information and Materials	STP 21-24-SMCT
850-001-2000(SL2)	Employ Accident Prevention Measures and Risk Management Process	STP 21-24-SMCT
850-001-3001(SL3)	Control Mission Safety Hazard	STP 21-24-SMCT
850-001-4001(SL4)	Integrate Risk Management Into Platoon	STP 21-24-SMCT

SUPPORTING COLLECTIVE TASKS: None

OPFOR TASKS AND STANDARDS

**TASK: Maintain Contact (34-OPFOR-1011)**

**CONDITION:** The opposing force (OPFOR) element is tactically engaged with enemy base defense forces. Enemy forces are withdrawing under pressure.

**STANDARD:** Decisively engage the enemy forces. As the enemy withdraws, the unit or force advances, maintaining contact.

**TASK: Disrupt Enemy Movement and Operations Using Persistent and Nonpersistent Chemical Weapons (34-OPFOR-1001)**

**CONDITION:** Conventional artillery weapons or aircraft are available to deliver chemical weapons. Routes and key bases in the rear area have been selected.

**STANDARD:** Chemical agents are delivered into targeted areas. The movement of enemy supplies and equipment to forward areas is delayed by disrupting command and control systems. Enemy movement is successfully channeled into predesignated ambush areas. Enemy supplies and equipment are contaminated. A high rate of casualties is inflicted on enemy forces.

**TASK: Conduct Raid (34-OPFOR-1009)**

**CONDITION:** OPFOR element has occupied an objective rally point and has orders to conduct a raid on a rear area base.

**STANDARD:** Surprise the enemy forces. Assault enemy support base and accomplish assigned tasks. Specified equipment and supplies are destroyed. Decisive engagement is avoided. All personnel are withdrawn from the area within the prescribed time. The collected intelligence data satisfies the priority intelligence requirements (PIRs).

**ELEMENTS:** Operations Platoon Headquarters  
Company Headquarters

**TASK: Construct Wire Entanglements (05-3-0301.34-0001)**  
(FM 3-34) (FM 5-102) (FM 5-34)

**ITERATION:** 1 2 3 4 5 M (Circle)

**COMMANDER/LEADER ASSESSMENT:** T P U (Circle)

**CONDITIONS:** The commander orders the construction of wire entanglements to enhance the terrain in support of the defensive scheme. The squad has wire obstacle materials available. Some iterations of this task should be performed in mission-oriented protective posture level 4 (MOPP4).

**TASK STANDARDS:** The obstacles block, channel, or delay the enemy and force it to change its scheme of maneuver, in accordance with the maneuver commander's intent. The time required to perform this task increases when conducting it in MOPP4.

TASK STEPS AND PERFORMANCE MEASURES	GO	NO-GO
<p><b>*1.</b> Prepare to construct a wire entanglement. Reconnoiter the site to consider needed security, potential action on contact, and the accessibility of materials. Organize the work party.</p> <p><b>*2.</b> Site the obstacle between existing or reinforcing obstacles to prevent bypass. The obstacle is covered by direct or indirect fire, out of grenade range (40 to 100 meters) from friendly positions, irregular in shape, and denies cover to breaching enemy forces.</p> <p><b>3.</b> Construct triple standard concertina.</p> <ul style="list-style-type: none"> <li>a. Work from the enemy to friendly side.</li> <li>b. Space pickets at 3.8-meter (5 pace) intervals (stagger rear row).</li> </ul> <hr/> <p><b>Note:</b> One meter is equal to 1.3 paces.</p> <hr/> <ul style="list-style-type: none"> <li>c. Secure the bottom concertina rolls with horizontal wire.</li> <li>d. Anchor the end pickets 1.5 meters (2 paces) from end.</li> <li>e. Secure the top concertina roll with wire at 3.8-meter (5-pace) intervals.</li> <li>f. Complete within the time standard of 1 squad-hour per 100 meters in daylight; 2 squad-hours per 100 meters during darkness.</li> </ul> <p><b>4.</b> Construct a knife rest.</p> <ul style="list-style-type: none"> <li>a. Prepare a knife rest 3 to 5 meters in length.</li> <li>b. Secure the knife rest to the ground (3 to 5 meters between cross members, a minimum of 1 meter in height, and tightly lashed together).</li> <li>c. Complete within the following time standard: 1 squad-hour per knife rest for daytime; 2 squad-hours per knife rest during darkness.</li> </ul> <p><b>5.</b> Construct a double-apron.</p> <ul style="list-style-type: none"> <li>a. Lay the fence centerline.</li> <li>b. Space long pickets at 3-meter (4-pace) intervals.</li> </ul>		



TASK STEPS AND PERFORMANCE MEASURES	GO	NO-GO
<p>c. Space anchor pickets at 1.5 meters (2 paces) each way from the centerline and midway between long pickets.</p> <p>d. Install all wires (12) working from the enemy side to friendly side.</p> <p>e. Tie wire (as a minimum at the beginning and end of each roll).</p> <p>f. Complete within the following time standard: 3 squad hours per 100 meters for daytime; 4.5 squad hours per 100 meters during darkness.</p> <p>6. Construct a concertina roadblock.</p> <p>a. Space pickets at 3.8-meter (5-pace) intervals.</p> <p>b. Place concertina wire on pickets.</p> <p>c. Anchor horizontal wires to anchor stakes 1.5 meters (2 paces) from each end of the concertina wire.</p> <p>d. Ensure the obstacle is no less than 10 meters deep.</p> <p>e. Complete within the following time standard: for every entanglement 15 meters wide and 10 meters deep, allow 1 squad-hour during daytime and 2 squad-hours during darkness.</p> <p>*7. Submit intermediate status and completion reports to higher headquarters.</p>		

TASK PERFORMANCE / EVALUATION SUMMARY BLOCK							
ITERATION	1	2	3	4	5	M	TOTAL
TOTAL TASK STEPS EVALUATED							
TOTAL TASK STEPS "GO"							
TRAINING STATUS "GO"/"NO-GO"							

\* indicates a leader task step.

SUPPORTING INDIVIDUAL TASKS

Task Number	Task Title	References
052-195-3066(SL3)	Direct Construction of Nonexplosive Obstacles	STP 21-24-SMCT
159-200-2020(SL4)	Integrate Threat Capabilities Into Mission Planning	STP 21-24-SMCT
850-001-2000(SL2)	Employ Accident Prevention Measures and Risk Management Process	STP 21-24-SMCT
850-001-3001(SL3)	Control Mission Safety Hazard	STP 21-24-SMCT
850-001-4001(SL4)	Integrate Risk Management Into Platoon	STP 21-24-SMCT

SUPPORTING COLLECTIVE TASKS: None

OPFOR TASKS AND STANDARDS

**TASK: Gather Intelligence (34-OPFOR-1008)**

**CONDITION:** Opposing force (OPFOR) elements, operating in the rear area, are planning attacks on enemy bases. Information is needed before plans are finalized.

**STANDARD:** Identify all priority intelligence requests and other intelligence requirements. Pass through any outpost, defensive wire, or warning device undetected. Move to an observation point that offers cover and concealment and is close enough to gather required information. Gather data that answers intelligence requirements. Withdraw from area undetected. Report all information of value to OPFOR headquarters.

**TASK: Disrupt Enemy Movement and Operations Using Tactical Nuclear Weapons (34-OPFOR-1002)**

**CONDITION:** Orders have been received to use tactical nuclear weapons in the enemy's rear area. Key locations have been identified.

**STANDARD:** Tactical nuclear missiles are delivered on target. Movement of equipment and supplies is disrupted or delayed to forward areas. Enemy equipment and supplies are destroyed. A high rate of nuclear casualties is inflicted among enemy troops.

**TASK: Conduct Aerial Reconnaissance (34-OPFOR-1007)**

**CONDITION:** OPFOR HQ requires intelligence on the location and identification of enemy elements. Aircraft is dispatched to take photographs and conduct a visual inspection of enemy area.

**STANDARD:** Locate and photograph enemy positions in assigned sectors, including support and storage bases and command and control facilities. Visual checks are conducted when possible. The enemy is not engaged. Priority intelligence requests and other information requirements (IRs) are reported to OPFOR HQ.

**TASK: Conduct Hasty Ambush (34-OPFOR-1003)**

**CONDITION:** OPFOR element is moving in a concealed area when an enemy element is reported moving along an adjacent route.

**STANDARD:** The ambush site is prepared before the arrival of the enemy element. The enemy force is surprised and casualties are inflicted within the designated kill zone. Delay enemy march element from reaching its specified destination. Withdraw, on order, within 2 minutes of ambush initiation. Report results of mission to headquarters.

**TASK: Breach an Obstacle (34-OPFOR-1015)**

**CONDITION:** OPFOR lead element encounters an obstacle blocking its avenue of approach as it advances toward friendly forces.

**STANDARD:** OPFOR lead element breaches the obstacle before the OPFOR main body reaches the site.

**TASK: Disrupt Enemy Movement and Operations Using Persistent and Nonpersistent Chemical Weapons (34-OPFOR-1001)**

**CONDITION:** Conventional artillery weapons or aircraft are available to deliver chemical weapons. Routes and key bases in the rear area have been selected.

**STANDARD:** Chemical agents are delivered into targeted areas. The movement of enemy supplies and equipment to forward areas is delayed by disrupting command and control systems. Enemy movement is successfully channeled into predesignated ambush areas. Enemy supplies and equipment are contaminated. A high rate of casualties is inflicted on enemy forces.

**TASK: Conduct Air Attacks (34-OPFOR-1006)**

**CONDITION:** OPFOR elements in the rear area have forwarded the coordinates of enemy facilities and elements. OPFOR aircraft have been dispatched to attack enemy installations or convoys.

**STANDARD:** Locate support sites, command and control facilities, and/or convoys. Conduct attack runs on designated targets. Enemy equipment, supplies, and vehicles are destroyed and enemy personnel are killed.

**TASK: Conduct Sniper Operations (34-OPFOR-1005)**

**CONDITION:** OPFOR element has received a sniper mission from headquarters. Snipers are assigned missions in the enemy rear area along major supply routes and near support sites.

**STANDARD:** Infiltrate enemy area of operations and set up a well-concealed location. Vehicle drivers or personnel on foot are engaged with short bursts of semiautomatic fire. Selected targets are killed or wounded. Prevent position from being discovered and evacuate the area without being detected. Results of the operation are reported to OPFOR headquarters.

**TASK: Conduct Raid (34-OPFOR-1009)**

**CONDITION:** OPFOR element has occupied an objective rally point and has orders to conduct a raid on a rear area base.

**STANDARD:** Surprise the enemy forces. Assault enemy support base and accomplish assigned tasks. Specified equipment and supplies are destroyed. Decisive engagement is avoided. All personnel are withdrawn from the area within the prescribed time. The collected intelligence data satisfies the priority intelligence requirements (PIRs).

**ELEMENTS:** DS Company MI Battalion  
 Company Headquarters  
 Operations Platoon Headquarters

**TASK: Construct a Protective Obstacle (05-3-C230.34-0001)**  
 (FM 5-102) (FM 3-20.15) (FM 3-34)  
 (FM 5-34)

**ITERATION:** 1 2 3 4 5 M (Circle)

**COMMANDER/LEADER ASSESSMENT:** T P U (Circle)

**CONDITIONS:** The platoon is conducting defensive or assembly area operations in a tactical environment and is stationary. There is a need to construct a protective obstacle across or along a probable threat avenue of approach. The company commander has authorized the construction of the obstacle. Sufficient time, manpower, and materials are available. Threat contact is not expected until after the "defend no later than" time specified in the operation order (OPORD) or operation plan (OPLAN). Some iterations of this task should be performed in mission-oriented protective posture level 4 (MOPP4).

**TASK STANDARDS:** The obstacle delays, stops, or channels the enemy advance on the chosen avenue of approach. The time required to prepare increases when conducting this task in MOPP4.

TASK STEPS AND PERFORMANCE MEASURES	GO	NO-GO
<p><b>*1.</b> Determine the location for the proposed obstacle.</p> <ul style="list-style-type: none"> <li>a. Conduct a reconnaissance to determine the most effective location for the obstacle.</li> <li>b. Base the decision on siting the obstacle on likely threat avenues of approach.</li> <li>c. Ensure the proposed location can be continuously over watched by elements of the platoon.</li> <li>d. Ensure the proposed obstacle site ties into existing obstacles.</li> <li>e. Identify the type of obstacle to accomplish the commander's intent from the following categories: demolition, constructed, land mines, contamination, or expedient.</li> </ul> <p><b>*2.</b> Coordinate construction of the obstacle.</p> <ul style="list-style-type: none"> <li>a. Ensure obstacle complements other defensive measures.</li> <li>b. Ensure obstacle will not hamper the platoon or company's scheme of maneuver.</li> <li>c. Report initiation of obstacle construction.</li> <li>d. Report completion of the obstacle.</li> </ul> <p><b>3.</b> Emplace the obstacle.</p> <ul style="list-style-type: none"> <li>a. Emplace the obstacle to the specifications and location directed by the platoon leader.</li> <li>b. Continue work until the obstacle achieves the desired intent against the type of threat expected along the avenue.</li> </ul> <p><b>4.</b> Continuously overwatch the obstacle.</p> <ul style="list-style-type: none"> <li>a. Detect and deny opposing force (OPFOR) attempts to reconnoiter the obstacle.</li> <li>b. Detect OPFOR attempts to breach the obstacle.</li> <li>c. Deny OPFOR breach of obstacle by the use of effective fire.</li> </ul>		

TASK PERFORMANCE / EVALUATION SUMMARY BLOCK							
ITERATION	1	2	3	4	5	M	TOTAL
TOTAL TASK STEPS EVALUATED							
TOTAL TASK STEPS "GO"							
TRAINING STATUS "GO"/"NO-GO"							

\* indicates a leader task step.

SUPPORTING INDIVIDUAL TASKS

Task Number	Task Title	References
052-195-3066(SL3)	Direct Construction of Nonexplosive Obstacles	STP 21-24-SMCT
071-008-0007(SL1)	Engage Targets With an M16A1 or M16A2 Rifle Using an AN/PAS-13 Series Thermal Sight	STP 21-1-SMCT
071-010-0006(SL1)	Engage Targets With an M249 Machine Gun	STP 21-1-SMCT
071-315-2308(SL1)	Engage Targets With an M16A1 or M16A2 Rifle Using a Night Vision Sight AN/PVS-4	STP 21-1-SMCT
071-325-4425(SL1)	Employ an M18A1 Claymore Mine	STP 21-1-SMCT
071-326-5703(SL1)	Construct Individual Fighting Positions	STP 21-1-SMCT
071-326-5704(SL2)	Supervise Construction of a Fighting Position	STP 21-24-SMCT
071-326-5705(SL2)	Establish an Observation Post	STP 21-24-SMCT
071-331-0804(SL1)	Perform Surveillance Without the Aid of Electronic Devices	STP 21-1-SMCT
071-410-0019(SL3)	Control Organic Fires	STP 21-24-SMCT
071-430-0002(SL2)	Conduct a Defense by a Squad	STP 21-24-SMCT
071-430-0006(SL4)	Conduct a Defense by a Platoon	STP 21-24-SMCT
071-710-0006(SL1)	Plan Use of Night Vision Devices	STP 21-1-SMCT
159-200-2020(SL4)	Integrate Threat Capabilities Into Mission Planning	STP 21-24-SMCT
850-001-2000(SL2)	Employ Accident Prevention Measures and Risk Management Process	STP 21-24-SMCT
850-001-3001(SL3)	Control Mission Safety Hazard	STP 21-24-SMCT
850-001-4001(SL4)	Integrate Risk Management Into Platoon	STP 21-24-SMCT

SUPPORTING COLLECTIVE TASKS: None

OPFOR TASKS AND STANDARDS

**TASK: Gather Intelligence (34-OPFOR-1008)**

**CONDITION:** OPFOR elements, operating in the rear area, are planning attacks on enemy bases. Information is needed before plans are finalized.

**STANDARD:** Identify all priority intelligence requests and other intelligence requirements. Pass through any outpost, defensive wire, or warning device undetected. Move to an observation point that offers cover and concealment and is close enough to gather required information. Gather data that answers information requirements. Withdraw from area undetected. Report all information of value to OPFOR headquarters.

**TASK: Disrupt Enemy Movement and Operations Using Tactical Nuclear Weapons (34-OPFOR-1002)**

**CONDITION:** Orders have been received to use tactical nuclear weapons in the enemy's rear area. Key locations have been identified.

**STANDARD:** Tactical nuclear missiles are delivered on target. Movement of equipment and supplies is disrupted or delayed to forward areas. Enemy equipment and supplies are destroyed. A high rate of nuclear casualties is inflicted among enemy troops.

**TASK: Conduct Aerial Reconnaissance (34-OPFOR-1007)**

**CONDITION:** OPFOR HQ requires intelligence on the location and identification of enemy elements. Aircraft is dispatched to take photographs and conduct a visual inspection of enemy area.

**STANDARD:** Locate and photograph enemy positions in assigned sectors, including support and storage bases and command and control facilities. Visual checks are conducted when possible. The enemy is not engaged. Priority intelligence requests and other IRs are reported to OPFOR HQ.

**TASK: Conduct Hasty Ambush (34-OPFOR-1003)**

**CONDITION:** OPFOR element is moving in a concealed area when an enemy element is reported moving along an adjacent route.

**STANDARD:** The ambush site is prepared before the arrival of the enemy element. The enemy force is surprised and casualties are inflicted within the designated kill zone. Delay enemy march element from reaching its specified destination. Withdraw, on order, within 2 minutes of ambush initiation. Report results of mission to headquarters.

**TASK: Breach an Obstacle (34-OPFOR-1015)**

**CONDITION:** OPFOR lead element encounters an obstacle blocking its avenue of approach as it advances toward friendly forces.

**STANDARD:** OPFOR lead element breaches the obstacle before the OPFOR main body reaches the site.

**TASK: Disrupt Enemy Movement and Operations Using Persistent and Nonpersistent Chemical Weapons (34-OPFOR-1001)**

**CONDITION:** Conventional artillery weapons or aircraft are available to deliver chemical weapons. Routes and key bases in the rear area have been selected.

**STANDARD:** Chemical agents are delivered into targeted areas. The movement of enemy supplies and equipment to forward areas is delayed by disrupting command and control systems. Enemy movement is successfully channeled into predesignated ambush areas. Enemy supplies and equipment are contaminated. A high rate of casualties is inflicted on enemy forces.

**TASK: Conduct Sniper Operations (34-OPFOR-1005)**

**CONDITION:** OPFOR element has received a sniper mission from headquarters. Snipers are assigned missions in the enemy rear area along major supply routes and near support sites.

**STANDARD:** Infiltrate enemy area of operations and set up a well-concealed location. Vehicle drivers or personnel on foot are engaged with short bursts of semiautomatic fire. Selected targets are killed or wounded. Prevent position from being discovered and evacuate the area without being detected. Results of the operation are reported to OPFOR headquarters.

**TASK: Conduct Air Attacks (34-OPFOR-1006)**

**CONDITION:** OPFOR elements in the rear area have forwarded the coordinates of enemy facilities and elements. OPFOR aircraft have been dispatched to attack enemy installations or convoys.

**STANDARD:** Locate support sites, command and control facilities, and/or convoys. Conduct attack runs on designated targets. Enemy equipment, supplies, and vehicles are destroyed and enemy personnel are killed.

**TASK: Conduct Raid (34-OPFOR-1009)**

**CONDITION:** OPFOR element has occupied an objective rally point and has orders to conduct a raid on a rear area base.

**STANDARD:** Surprise the enemy forces. Assault enemy support base and accomplish assigned tasks. Specified equipment and supplies are destroyed. Decisive engagement is avoided. All personnel are withdrawn from the area within the prescribed time. The collected intelligence data satisfies the priority intelligence requirements (PIRs).

**ELEMENTS:** Company Headquarters  
Operations Platoon Headquarters

**TASK: Prepare Crew-Served Weapons Fighting Positions (05-5-0302.34-0001)**  
(FM 7-7) (FM 3-22.68) (FM 7-20)

**ITERATION:** 1 2 3 4 5 M (Circle)

**COMMANDER/LEADER ASSESSMENT:** T P U (Circle)

**CONDITIONS:** The crew must construct a crew-served fighting position using organic equipment. The location of the fighting position is selected. Some iterations of this task should be performed in mission-oriented protective posture level 4 (MOPP4).

**TASK STANDARDS:** The crew constructs a crew-served weapon fighting position, which provides coverage of the sector of fire and the final protective fire line. It provides protection from direct and indirect fire. The position does not restrict the operational capability of the weapon system. The time required to perform this task increases when conducting it in MOPP4.

TASK STEPS AND PERFORMANCE MEASURES	GO	NO-GO
<p><b>1.</b> Construct a machine gun position having a primary and secondary sector of fire. Report intermediate status and completion to the squad leader.</p> <ul style="list-style-type: none"> <li><b>a.</b> Construct the position so the gun fires to the front or oblique (firing across the unit's front) with the oblique being the primary sector of fire.</li> <li><b>b.</b> Dig the position in an inverted "T" shape with a firing platform in each corner.</li> <li><b>c.</b> Use the tripod on the side with primary sector of fire and the bipod legs with the secondary sector of fire.</li> <li><b>d.</b> Use earth removed during construction of the position to provide frontal and flank protection if it does not interfere with sectors of fire. It should be high enough to cover both soldiers when operating the weapon.</li> <li><b>e.</b> Shape the hole so both the gunner and assistant gunner can get to the weapon.</li> <li><b>f.</b> Reduce the weapon's height by digging the tripod platform down as much as possible yet keep the weapon traversable across the entire sector of fire.</li> <li><b>g.</b> When there is a three-soldier crew for a machine gun, the ammunition bearer digs a one-soldier fighting position to the flank. Connect this position to the gun position by a crawl trench.</li> <li><b>h.</b> Dig the hole to armpit depth and slope the floor outward toward each end of the hole.</li> <li><b>i.</b> Dig grenade sumps approximately the width and depth of one entrenching tool at both ends of the hole.</li> <li><b>j.</b> Build an overhead cover over the middle of the position 18 inches (45 centimeters) thick when possible.</li> <li><b>k.</b> If time permits, improve the position by adding cover, digging trenches to adjacent positions, and maintaining camouflage.</li> <li><b>l.</b> Complete the position in 7 man-hours without overhead cover, or 12 man-hours with overhead cover.</li> </ul>		



TASK STEPS AND PERFORMANCE MEASURES	GO	NO-GO
<p><b>2.</b> Construct a machine gun position without a secondary sector of fire. Report intermediate status and completion to the squad leader.</p> <p><b>a.</b> Dig the position in a "V" shape with the firing position in the apex of the "V."</p> <p><b>b.</b> Construct the position following procedures in steps 1.d to 1.k. Complete it in 6 man-hours without overhead cover, or 11 man-hours with overhead cover.</p>		

TASK PERFORMANCE / EVALUATION SUMMARY BLOCK							
ITERATION	1	2	3	4	5	M	TOTAL
TOTAL TASK STEPS EVALUATED							
TOTAL TASK STEPS "GO"							
TRAINING STATUS "GO"/"NO-GO"							

\* indicates a leader task step.

**SUPPORTING INDIVIDUAL TASKS**

Task Number	Task Title	References
052-191-1361(SL1)	Camouflage Yourself and Your Individual Equipment	STP 21-1-SMCT
071-022-0015(SL1)	Prepare a Range Card for a Caliber .50 M2 Machine Gun	STP 21-1-SMCT
071-312-3007(SL1)	Prepare a Range Card for an M60 Machine Gun	STP 21-1-SMCT
071-312-4032(SL1)	Prepare a Range Card for an M249 Machine Gun	STP 21-1-SMCT
071-326-5704(SL2)	Supervise Construction of a Fighting Position	STP 21-24-SMCT
071-430-0002(SL2)	Conduct a Defense by a Squad	STP 21-24-SMCT
071-430-0006(SL4)	Conduct a Defense by a Platoon	STP 21-24-SMCT
159-200-2020(SL4)	Integrate Threat Capabilities Into Mission Planning	STP 21-24-SMCT
850-001-2000(SL2)	Employ Accident Prevention Measures and Risk Management Process	STP 21-24-SMCT
850-001-3001(SL3)	Control Mission Safety Hazard	STP 21-24-SMCT
850-001-4001(SL4)	Integrate Risk Management Into Platoon	STP 21-24-SMCT

SUPPORTING COLLECTIVE TASKS: None

**OPFOR TASKS AND STANDARDS**

**TASK: Conduct Raid (34-OPFOR-1009)**

**CONDITION:** Opposing force (OPFOR) element has occupied an objective rally point and has orders to conduct a raid on a rear area base.

**STANDARD:** Surprise the enemy forces. Assault enemy support base and accomplish assigned tasks. Specified equipment and supplies are destroyed. Decisive engagement is avoided. All personnel are withdrawn from the area within the prescribed time. The collected intelligence data satisfies the priority intelligence requirements (PIRs).

**TASK: Disrupt Friendly Defensive Operations (34-OPFOR-1014)**

**CONDITION:** Friendly forces are establishing local defensive positions and obstacles. OPFOR element receives orders to harass and disrupt these efforts. OPFOR has offensive air support and nuclear, biological, and chemical (NBC) weapons available.

**STANDARD:** OPFOR element locates and penetrates friendly positions and causes a halt or disruption in work being completed on defenses.

**TASK: Disrupt Enemy Movement and Operations Using Tactical Nuclear Weapons (34-OPFOR-1002)**

**CONDITION:** Orders have been received to use tactical nuclear weapons in the enemy's rear area. Key locations have been identified.

**STANDARD:** Tactical nuclear missiles are delivered on target. Movement of equipment and supplies is disrupted or delayed to forward areas. Enemy equipment and supplies are destroyed. A high rate of nuclear casualties is inflicted among enemy troops.

**TASK: Conduct Aerial Reconnaissance (34-OPFOR-1007)**

**CONDITION:** OPFOR HQ requires intelligence on the location and identification of enemy elements. Aircraft is dispatched to take photographs and conduct a visual inspection of enemy area.

**STANDARD:** Locate and photograph enemy positions in assigned sectors, including support and storage bases and command and control facilities. Visual checks are conducted when possible. The enemy is not engaged. Priority intelligence requests and other information requirements (IRs) are reported to OPFOR HQ.

**TASK: Conduct Hasty Ambush (34-OPFOR-1003)**

**CONDITION:** OPFOR element is moving in a concealed area when an enemy element is reported moving along an adjacent route.

**STANDARD:** The ambush site is prepared before the arrival of the enemy element. The enemy force is surprised and casualties are inflicted within the designated kill zone. Delay enemy march element from reaching its specified destination. Withdraw, on order, within 2 minutes of ambush initiation. Report results of mission to headquarters.

**TASK: Disrupt Enemy Movement and Operations Using Persistent and Nonpersistent Chemical Weapons (34-OPFOR-1001)**

**CONDITION:** Conventional artillery weapons or aircraft are available to deliver chemical weapons. Routes and key bases in the rear area have been selected.

**STANDARD:** Chemical agents are delivered into targeted areas. The movement of enemy supplies and equipment to forward areas is delayed by disrupting command and control systems. Enemy movement is successfully channeled into predesignated ambush areas. Enemy supplies and equipment are contaminated. A high rate of casualties is inflicted on enemy forces.

**TASK: Conduct Sniper Operations (34-OPFOR-1005)**

**CONDITION:** OPFOR element has received a sniper mission from headquarters. Snipers are assigned missions in the enemy rear area along major supply routes and near support sites.

**STANDARD:** Infiltrate enemy area of operations and set up a well-concealed location. Vehicle drivers or personnel on foot are engaged with short bursts of semiautomatic fire. Selected targets are killed or wounded. Prevent position from being discovered and evacuate the area without being detected. Results of the operation are reported to OPFOR headquarters.

**TASK: Attack (34-OPFOR-1010)**

**CONDITION:** Enemy rear area support base has been located. Priority intelligence requirements (PIRs) and other information requirements have been obtained by OPFOR patrols. Element has automatic and antiarmor weapons, and light mortars. Element is approximately the size of two platoons.

**STANDARD:** An attack plan is developed. An attack is initiated using a scheme of maneuver that exploits enemy flanks, gaps, and weaknesses. Covered and concealed routes are used to approach enemy areas. Employ indirect fire to support attack. Penetrate enemy defenses. Destroy equipment and supplies, inflict casualties, isolate the support base, and block reinforcements. The enemy unit is forced to displace.

**TASK: Conduct Air Attacks (34-OPFOR-1006)**

**CONDITION:** OPFOR elements in the rear area have forwarded the coordinates of enemy facilities and elements. OPFOR aircraft have been dispatched to attack enemy installations or convoys.

**STANDARD:** Locate support sites, command and control facilities, and/or convoys. Conduct attack runs on designated targets. Enemy equipment, supplies, and vehicles are destroyed and enemy personnel are killed.

**ELEMENTS:** DS Company MI Battalion  
 Company Headquarters  
 Operations Platoon Headquarters

**TASK: Establish Company Defensive Position (07-2-C314.34-0001)**  
 (FM 7-10) (FM 7-8)

**ITERATION:** 1 2 3 4 5 M (Circle)

**COMMANDER/LEADER ASSESSMENT:** T P U (Circle)

**CONDITIONS:** The company has received an operation order (OPORD) or fragmentary order (FRAGO) mission requiring the unit to provide its own security and defense. Opposing force (OPFOR) elements consisting of a motorized rifle company or airborne equivalent have been active in friendly rear areas. Some iterations of this task should be performed in mission-oriented protective posture level 4 (MOPP4).

**TASK STANDARDS:** The company completes all preparations for the defense within the time specified by the OPORD. The company is not surprised by the OPFOR, suffers no casualties from friendly fire, and repels OPFOR attacks. The time required to prepare increases when conducting this task in MOPP4.

TASK STEPS AND PERFORMANCE MEASURES	GO	NO-GO
<p>*1. Develop a defensive plan in accordance with the OPORD or FRAGO.</p> <ul style="list-style-type: none"> <li>a. Establish sectors or boundaries for subordinate elements.</li> <li>b. Assign battle positions for company elements.</li> <li>c. Designate primary, alternate, and supplementary positions.</li> <li>d. Designate engagement areas.</li> <li>e. Develop fire support plans including target reference points forward, within, and to the rear of the defensive position.</li> </ul> <p>*2. Conduct reconnaissance with key company leaders.</p> <ul style="list-style-type: none"> <li>a. Establish local security.</li> <li>b. Confirm or modify reconnaissance plan.</li> </ul> <p>*3. Survey terrain to finalize defensive plans.</p> <ul style="list-style-type: none"> <li>a. Identify covered and concealed routes to and between all positions.</li> <li>b. Identify all avenues of approach.</li> <li>c. Identify dead space.</li> <li>d. Request indirect fire support to cover dead space and likely avenues of approach.</li> <li>e. Identify locations for company command post, observation posts (OPs), supply points, and casualty collection point.</li> <li>f. Identify potential landing zones the enemy may use for air assault.</li> </ul> <p>*4. Designate unit positions or sectors.</p> <ul style="list-style-type: none"> <li>a. Concentrate fire on the most dangerous and likely avenues of approach.</li> <li>b. Select positions with good fields of fire and observation of enemy ground and air forces.</li> </ul>		

TASK STEPS AND PERFORMANCE MEASURES	GO	NO-GO
<ul style="list-style-type: none"> <li>c. Provide cover and concealment.</li> <li>d. Permit adequate dispersion laterally and in depth.</li> <li>5. Establish unit security.               <ul style="list-style-type: none"> <li>a. Establish OPs and air guards.</li> <li>b. Conduct patrols in areas that cannot be observed.</li> <li>c. Emplace early warning devices.</li> <li>d. Conduct stand-to in accordance with standing operating procedures (SOP) or the OPORD.</li> </ul> </li> <li>*6. Position key weapons and establish fields of fire.               <ul style="list-style-type: none"> <li>a. Orient to provide all-around security.</li> <li>b. Ensure weapons cover most dangerous avenues of approach, engagement areas, or selected kill zones based on defensive technique.</li> <li>c. Effect mutual support between elements.</li> <li>d. Ensure antiarmor weapons cover likely armor avenues of approach.</li> <li>e. Register indirect fire and final protective fires on the most dangerous dismounted avenue of approach (where possible).</li> </ul> </li> <li>*7. Check positions for potential problems.               <ul style="list-style-type: none"> <li>a. Walk positions and adjust for fields of fire.</li> <li>b. Walk the terrain in front of positions to determine if personnel accomplished their assigned tasks.</li> </ul> </li> <li>*8. Coordinate with flank elements.               <ul style="list-style-type: none"> <li>a. Establish responsibility for overlapping enemy avenues of approach.</li> <li>b. Exchange information on OP locations, patrols, unit signals, and passage points.</li> <li>c. Coordinate withdrawal plan.</li> </ul> </li> <li>9. Establish communications if available.               <ul style="list-style-type: none"> <li>a. Use wire as primary communications if possible.</li> <li>b. Ensure that platoon or company command post has communication with OPs, higher and subordinate leaders, adjacent units, and fire support.</li> <li>c. Conduct periodic communications checks to ensure all communications equipment is operational.</li> <li>d. Plan and provide alternate means of communications.</li> </ul> </li> <li>10. Emplace minefields and obstacles.               <ul style="list-style-type: none"> <li>a. Request and receive clearance to lay protective minefields.</li> <li>b. Emplace mines and obstacles in accordance with company obstacle plan, and record minefield on standard minefield form.</li> </ul> </li> </ul>		

TASK STEPS AND PERFORMANCE MEASURES	GO	NO-GO
<p>c. Cover mines and obstacles by observation, direct, and indirect fires.</p> <p>d. Report location of mines and obstacles to all elements, and forward standard minefield record to next higher command as soon as possible.</p> <p>11. Defend against an enemy assault (enemy contact).</p> <p>a. Detect and report enemy contact.</p> <p>b. Withdraw OPs on order or in accordance with the company SOP.</p> <p>c. Increase the intensity of defensive fires as the enemy elements close within range of each individual or weapons system.</p> <p>*12. Defend against an enemy assault (indirect fire).</p> <p>a. Call for and engage the attacking force with indirect fire in accordance with company SOP.</p> <p>b. Request final protective fire (FPF) from supporting indirect fire units as the enemy nears the final protective lines.</p> <p>*13. Defend against an enemy assault (obstacle).</p> <p>a. Execute the obstacle plan in accordance with the battalion OPORD or FRAGO.</p> <p>b. Increase the intensity of defensive fires as the enemy elements close within range of additional weapons.</p> <p>14. Consolidate and reorganize during lulls in the fighting.</p> <p>a. Execute platoon consolidation and reorganization.</p> <p>b. Treat and evacuate casualties.</p> <p>c. Transmit status report and request replacement personnel.</p> <p>d. Request resupply.</p> <p>e. Replace damaged barrier and obstacles.</p> <p>f. Restore communication.</p> <p>g. Post OPs that were withdrawn during the engagement.</p> <p>h. Resume security and patrolling activities.</p> <p>15. Continue to defend.</p> <p>a. Force the enemy to withdraw.</p> <p>b. Disengage by order of higher headquarters.</p> <p>c. Order the reposition of platoons to alternate or supplementary positions as needed.</p>		

TASK PERFORMANCE / EVALUATION SUMMARY BLOCK							
ITERATION	1	2	3	4	5	M	TOTAL
TOTAL TASK STEPS EVALUATED							
TOTAL TASK STEPS "GO"							
TRAINING STATUS "GO"/"NO-GO"							

\* indicates a leader task step.

SUPPORTING INDIVIDUAL TASKS

Task Number	Task Title	References
052-195-3066(SL3)	Direct Construction of Nonexplosive Obstacles	STP 21-24-SMCT
061-283-6003(SL2)	Adjust Indirect Fire	STP 21-24-SMCT
071-008-0007(SL1)	Engage Targets With an M16A1 or M16A2 Rifle Using an AN/PAS-13 Series Thermal Sight	STP 21-1-SMCT
071-010-0006(SL1)	Engage Targets With an M249 Machine Gun	STP 21-1-SMCT
071-022-0015(SL1)	Prepare a Range Card for a Caliber .50 M2 Machine Gun	STP 21-1-SMCT
071-100-0003(SL1)	Engage Targets With an M4 or M4A1 Carbine	STP 21-1-SMCT
071-311-2130(SL1)	Engage Targets With an M203 Grenade Launcher	STP 21-1-SMCT
071-312-3007(SL1)	Prepare a Range Card for an M60 Machine Gun	STP 21-1-SMCT
071-312-3031(SL1)	Engage Targets With an M60 Machine Gun	STP 21-1-SMCT
071-312-4032(SL1)	Prepare a Range Card for an M249 Machine Gun	STP 21-1-SMCT
071-315-2308(SL1)	Engage Targets With an M16A1 or M16A2 Rifle Using a Night Vision Sight AN/PVS-4	STP 21-1-SMCT
071-325-4407(SL1)	Employ Hand Grenades	STP 21-1-SMCT
071-325-4425(SL1)	Employ an M18A1 Claymore Mine	STP 21-1-SMCT
071-326-0510(SL1)	React to Indirect Fire While Dismounted	STP 21-1-SMCT
071-326-3002(SL1)	React to Indirect Fire While Mounted	STP 21-1-SMCT
071-326-5703(SL1)	Construct Individual Fighting Positions	STP 21-1-SMCT
071-326-5704(SL2)	Supervise Construction of a Fighting Position	STP 21-24-SMCT
071-326-5705(SL2)	Establish an Observation Post	STP 21-24-SMCT
071-326-5775(SL4)	Coordinate With an Adjacent Platoon	STP 21-24-SMCT
071-331-0804(SL1)	Perform Surveillance Without the Aid of Electronic Devices	STP 21-1-SMCT
071-331-0815(SL1)	Practice Noise, Light, and Litter Discipline	STP 21-1-SMCT
071-410-0019(SL3)	Control Organic Fires	STP 21-24-SMCT
071-430-0002(SL2)	Conduct a Defense by a Squad	STP 21-24-SMCT
071-430-0003(SL3)	Consolidate a Squad Following Enemy Contact While in the Defense	STP 21-24-SMCT
071-430-0004(SL3)	Reorganize a Squad Following Enemy Contact While in the Defense	STP 21-24-SMCT
071-430-0006(SL4)	Conduct a Defense by a Platoon	STP 21-24-SMCT
071-430-0007(SL4)	Consolidate a Platoon Following Enemy Contact While in the Defense	STP 21-24-SMCT
071-430-0008(SL4)	Reorganize a Platoon Following Enemy Contact While in the Defense	STP 21-24-SMCT
071-710-0006(SL1)	Plan Use of Night Vision Devices	STP 21-1-SMCT
081-831-0101(SL2)	Request Medical Evacuation	STP 21-24-SMCT
081-831-1000(SL1)	Evaluate a Casualty	STP 21-1-SMCT
081-831-1005(SL1)	Perform First Aid to Prevent or Control Shock	STP 21-1-SMCT
081-831-1025(SL1)	Perform First Aid for an Open Abdominal Wound	STP 21-1-SMCT

## SUPPORTING INDIVIDUAL TASKS

Task Number	Task Title	References
081-831-1026(SL1)	Perform First Aid for an Open Chest Wound	STP 21-1-SMCT
081-831-1032(SL1)	Perform First Aid for Bleeding of an Ex- tremity	STP 21-1-SMCT
081-831-1033(SL1)	Perform First Aid for an Open Head Wound	STP 21-1-SMCT
081-831-1034(SL1)	Perform First Aid for a Suspected Fracture	STP 21-1-SMCT
081-831-1042(SL1)	Perform Mouth-to-Mouth Resuscitation	STP 21-1-SMCT
081-831-1046(SL1)	Transport a Casualty	STP 21-1-SMCT
081-831-1054(SL2)	Evacuate Casualties	STP 21-24-SMCT
101-92Y-0002(SL3)	Plan Tactical Re-Supply Operations	STP 21-24-SMCT
159-200-2020(SL4)	Integrate Threat Capabilities Into Mission Planning	STP 21-24-SMCT
191-379-5402(SL4)	Prepare a Patrol Distribution Plan	STP 21-24-SMCT
191-380-0109(SL4)	Plan Patrol Activities	STP 21-24-SMCT
301-98G-2300	Determine the Layout of a Tactical Site (AD, RU, QB)	STP 34-98G14-SM-TG
441-091-2000(SL2)	Defend Against Air Attack (Active)	STP 21-24-SMCT
441-091-3000(SL3)	Supervise the Implementation of Air De- fense Measures	STP 21-24-SMCT
805C-PAD-2060(SL2)	Report Casualties	STP 21-24-SMCT
805C-PAD-2461(SL2)	Maintain Accountability of Personnel (Status Report)	STP 21-24-SMCT
850-001-2000(SL2)	Employ Accident Prevention Measures and Risk Management Process	STP 21-24-SMCT
850-001-3001(SL3)	Control Mission Safety Hazard	STP 21-24-SMCT
850-001-4001(SL4)	Integrate Risk Management Into Platoon	STP 21-24-SMCT

SUPPORTING COLLECTIVE TASKS: None

## OPFOR TASKS AND STANDARDS

**TASK: Conduct Raid (34-OPFOR-1009)**

**CONDITION:** OPFOR element has occupied an objective rally point and has orders to conduct a raid on a rear area base.

**STANDARD:** Surprise the enemy forces. Assault enemy support base and accomplish assigned tasks. Specified equipment and supplies are destroyed. Decisive engagement is avoided. All personnel are withdrawn from the area within the prescribed time. The collected intelligence data satisfies the priority intelligence requirements (PIRs).

**TASK: Conduct Electronic Warfare (34-OPFOR-1012)**

**CONDITION:** OPFOR employs collection and direction-finding assets (ground and air) to monitor and locate enemy forces.

**STANDARD:** Locate the positions of enemy command, intelligence, and logistics units. Forward the locations of the positions to OPFOR headquarters. Use jamming signals against enemy radio receivers. Monitor enemy radio networks and report all information of intelligence value to OPFOR HQ.



**TASK: Disrupt Enemy Movement and Operations Using Tactical Nuclear Weapons (34-OPFOR-1002)**

**CONDITION:** Orders have been received to use tactical nuclear weapons in the enemy's rear area. Key locations have been identified.

**STANDARD:** Tactical nuclear missiles are delivered on target. Movement of equipment and supplies is disrupted or delayed to forward areas. Enemy equipment and supplies are destroyed. A high rate of nuclear casualties is inflicted among enemy troops.

**TASK: Conduct Hasty Ambush (34-OPFOR-1003)**

**CONDITION:** OPFOR element is moving in a concealed area when an enemy element is reported moving along an adjacent route.

**STANDARD:** The ambush site is prepared before the arrival of the enemy element. The enemy force is surprised and casualties are inflicted within the designated kill zone. Delay enemy march element from reaching its specified destination. Withdraw, on order, within 2 minutes of ambush initiation. Report results of mission to headquarters.

**TASK: Disrupt Friendly Defensive Operations (34-OPFOR-1014)**

**CONDITION:** Friendly forces are establishing local defensive positions and obstacles. OPFOR element receives orders to harass and disrupt these efforts. OPFOR has offensive air support and nuclear, biological, and chemical (NBC) weapons available.

**STANDARD:** OPFOR element locates and penetrates friendly positions and causes a halt or disruption in work being completed on defenses.

**TASK: Disrupt Enemy Movement and Operations Using Persistent and Nonpersistent Chemical Weapons (34-OPFOR-1001)**

**CONDITION:** Conventional artillery weapons or aircraft are available to deliver chemical weapons. Routes and key bases in the rear area have been selected.

**STANDARD:** Chemical agents are delivered into targeted areas. The movement of enemy supplies and equipment to forward areas is delayed by disrupting command and control systems. Enemy movement is successfully channeled into predesignated ambush areas. Enemy supplies and equipment are contaminated. A high rate of casualties is inflicted on enemy forces.

**TASK: Maintain Contact (34-OPFOR-1011)**

**CONDITION:** OPFOR element is tactically engaged with enemy base defense forces. Enemy forces are withdrawing under pressure.

**STANDARD:** Decisively engage the enemy forces. As the enemy withdraws, the unit or force advances, maintaining contact.

**TASK: Conduct Sniper Operations (34-OPFOR-1005)**

**CONDITION:** OPFOR element has received a sniper mission from headquarters. Snipers are assigned missions in the enemy rear area along major supply routes and near support sites.

**STANDARD:** Infiltrate enemy area of operations and set up a well-concealed location. Vehicle drivers or personnel on foot are engaged with short bursts of semiautomatic fire. Selected targets are killed or wounded. Prevent position from being discovered and evacuate the area without being detected. Results of the operation are reported to OPFOR headquarters.

**TASK: Attack (34-OPFOR-1010)**

**CONDITION:** Enemy rear area support base has been located. PIRs and other intelligence requirements have been obtained by OPFOR patrols. Element has automatic and antiarmor weapons, and light mortars. Element is approximately the size of two platoons.

**STANDARD:** An attack plan is developed. An attack is initiated using a scheme of maneuver that exploits enemy flanks, gaps, and weaknesses. Covered and concealed routes are used to approach enemy areas. Employ indirect fire to support attack. Penetrate enemy defenses. Destroy equipment and supplies, inflict casualties, isolate the support base, and block reinforcements. The enemy unit is forced to displace.

**TASK: Conduct Air Attacks (34-OPFOR-1006)**

**CONDITION:** OPFOR elements in the rear area have forwarded the coordinates of enemy facilities and elements. OPFOR aircraft have been dispatched to attack enemy installations or convoys.

**STANDARD:** Locate support sites, command and control facilities, and/or convoys. Conduct attack runs on designated targets. Enemy equipment, supplies, and vehicles are destroyed and enemy personnel are killed.

**ELEMENTS:** DS Company MI Battalion  
 Company Headquarters  
 Operations Platoon Headquarters

**TASK: Defend Unit Position (07-3-C212.34-0001)**  
 (FM 7-8) (FM 7-7)

**ITERATION:** 1 2 3 4 5 M (Circle)

**COMMANDER/LEADER ASSESSMENT:** T P U (Circle)

**CONDITIONS:** The platoon occupies prepared defensive positions. Intelligence reports indicate small opposing force elements have been sighted in the operational area and patrols have increased in sector. The opposing force (OPFOR) attacks the platoon. Some iterations of this task should be performed in mission-oriented protective posture level 4 (MOPP4).

**TASK STANDARDS:** Main defensive positions are not overrun by OPFOR. The platoon denied enemy penetration of the defensive positions and engaged attacking units forcing enemy withdrawal.

TASK STEPS AND PERFORMANCE MEASURES	GO	NO-GO
<ol style="list-style-type: none"> <li>1. Observation post (OP) personnel detect and correctly identify enemy.                             <ol style="list-style-type: none"> <li>a. Report enemy activity before main body is engaged.</li> <li>b. Report using "size, activity, location, unit, time, and equipment" format.</li> </ol> </li> <li>2. Alert unit personnel and occupy fighting positions.                             <ol style="list-style-type: none"> <li>a. Actuate alert plan in accordance with unit tactical standing operating procedures (TSOP).</li> <li>b. Occupy fighting positions within one minute of initial warning.</li> </ol> </li> <li>*3. Report enemy contact.                             <ol style="list-style-type: none"> <li>a. Report enemy contact using "size, activity, location, unit, time, and equipment" format to company headquarters within one minute of contact.</li> <li>b. Render additional situation reports as situation changes.</li> </ol> </li> <li>4. OP personnel return to unit's position.                             <ol style="list-style-type: none"> <li>a. Use covered and concealed routes back to defensive position.</li> <li>b. Do not become decisively engaged.</li> </ol> </li> <li>*5. Request indirect fire and/or close air support if available and applicable.                             <ol style="list-style-type: none"> <li>a. Initiate call for fire procedure within one minute of target acquisition.</li> <li>b. Adjust fire within 30 seconds of round impact.</li> </ol> </li> <li>6. React to enemy.                             <ol style="list-style-type: none"> <li>a. Execute obstacle plan in accordance with the operating order (OPORD) or fragmentary order (FRAGO) (for example, detonate demolitions, detonate claymore mines on order, or trigger line).</li> <li>b. Fire organic weapons as enemy comes into range or as ordered.</li> <li>c. Control distribution and rate of fire to ensure a continuous volume of effective fire is placed on the enemy.</li> <li>d. Reposition vehicles, squads, and individuals to alternate and supplementary positions using covered and concealed routes, as needed.</li> </ol> </li> </ol>		

TASK STEPS AND PERFORMANCE MEASURES	GO	NO-GO
<ul style="list-style-type: none"> <li>e. Initiate final protective fires, if required.</li> <li>f. Direct counterattacks of reserves to eject enemy penetrations, if required.</li> <li>g. Defend position until enemy is repelled or receives orders from higher headquarters to disengage.</li> <li>h. Sustain no friendly casualties due to friendly fire.</li> </ul> <p>7. React to indirect fire.</p> <ul style="list-style-type: none"> <li>a. Initiate alert by having any member yell, "Incoming." Also alert subordinate elements by other communications means available.</li> <li>b. Seek protection under the overhead cover of fighting positions. If in the open, personnel move to fighting position or out of area.</li> <li>c. Move vehicles out of impact area to alternate positions if applicable.</li> </ul> <p>*8. Reorganize the platoon.</p> <ul style="list-style-type: none"> <li>a. Reestablish unit chain of command.</li> <li>b. Submit situation report to company commander.</li> <li>c. Cross levels unit to fill critical positions caused by casualties.</li> <li>d. Redistribute ammunition.</li> <li>e. Reoccupy OPs, key weapons, and positions immediately.</li> <li>f. Treat and evacuate casualties as necessary.</li> <li>g. Submit casualty reports.</li> <li>h. Update personnel roster.</li> <li>i. Process enemy prisoners of war (EPW) and captured materials.</li> </ul> <p>*9. Consolidate platoon.</p> <ul style="list-style-type: none"> <li>a. Reposition OPs.</li> <li>b. Reestablish communication with elements.</li> <li>c. Reposition personnel.</li> <li>d. Reassign sectors of fire to cover all gaps.</li> <li>e. Implement sleep/alert plan.</li> </ul> <p>10. Continue mission.</p> <ul style="list-style-type: none"> <li>a. Continue as soon as tactical situation permits.</li> <li>b. Continue on orders from company commander.</li> </ul>		

TASK PERFORMANCE / EVALUATION SUMMARY BLOCK							
ITERATION	1	2	3	4	5	M	TOTAL
TOTAL TASK STEPS EVALUATED							
TOTAL TASK STEPS "GO"							
TRAINING STATUS "GO"/"NO-GO"							

\* indicates a leader task step.

SUPPORTING INDIVIDUAL TASKS

Task Number	Task Title	References
061-283-6003(SL2)	Adjust Indirect Fire	STP 21-24-SMCT
071-008-0007(SL1)	Engage Targets With an M16A1 or M16A2 Rifle Using an AN/PAS-13 Series Thermal Sight	STP 21-1-SMCT
071-010-0006(SL1)	Engage Targets With an M249 Machine Gun	STP 21-1-SMCT
071-022-0015(SL1)	Prepare a Range Card for a Caliber .50 M2 Machine Gun	STP 21-1-SMCT
071-100-0003(SL1)	Engage Targets With an M4 or M4A1 Carbine	STP 21-1-SMCT
071-311-2130(SL1)	Engage Targets With an M203 Grenade Launcher	STP 21-1-SMCT
071-312-4032(SL1)	Prepare a Range Card for an M249 Machine Gun	STP 21-1-SMCT
071-313-3454(SL1)	Engage Targets With a Caliber .50 M2 Machine Gun	STP 21-1-SMCT
071-315-2308(SL1)	Engage Targets With an M16A1 or M16A2 Rifle Using a Night Vision Sight AN/PVS-4	STP 21-1-SMCT
071-325-4407(SL1)	Employ Hand Grenades	STP 21-1-SMCT
071-325-4425(SL1)	Employ an M18A1 Claymore Mine	STP 21-1-SMCT
071-326-0510(SL1)	React to Indirect Fire While Dismounted	STP 21-1-SMCT
071-326-0511(SL1)	React to Flares	STP 21-1-SMCT
071-326-3002(SL1)	React to Indirect Fire While Mounted	STP 21-1-SMCT
071-326-5502(SL2)	Issue a Fragmentary Order	STP 21-24-SMCT
071-326-5505(SL2)	Issue an Oral Operation Order	STP 21-24-SMCT
071-326-5703(SL1)	Construct Individual Fighting Positions	STP 21-1-SMCT
071-326-5704(SL2)	Supervise Construction of a Fighting Position	STP 21-24-SMCT
071-326-5705(SL2)	Establish an Observation Post	STP 21-24-SMCT
071-326-5775(SL4)	Coordinate With an Adjacent Platoon	STP 21-24-SMCT
071-410-0002(SL1)	React to Direct Fire While Mounted	STP 21-1-SMCT
071-430-0002(SL2)	Conduct a Defense by a Squad	STP 21-24-SMCT
071-430-0003(SL3)	Consolidate a Squad Following Enemy Contact While in the Defense	STP 21-24-SMCT
071-430-0004(SL3)	Reorganize a Squad Following Enemy Contact While in the Defense	STP 21-24-SMCT
071-430-0006(SL4)	Conduct a Defense by a Platoon	STP 21-24-SMCT
071-430-0007(SL4)	Consolidate a Platoon Following Enemy Contact While in the Defense	STP 21-24-SMCT
071-430-0008(SL4)	Reorganize a Platoon Following Enemy Contact While in the Defense	STP 21-24-SMCT
805C-PAD-2060(SL2)	Report Casualties	STP 21-24-SMCT
850-001-2000(SL2)	Employ Accident Prevention Measures and Risk Management Process	STP 21-24-SMCT
850-001-3001(SL3)	Control Mission Safety Hazard	STP 21-24-SMCT
850-001-4001(SL4)	Integrate Risk Management Into Platoon	STP 21-24-SMCT

SUPPORTING COLLECTIVE TASKS: None

OPFOR TASKS AND STANDARDS

**TASK: Conduct Raid (34-OPFOR-1009)**

**CONDITION:** OPFOR element has occupied an objective rally point and has orders to conduct a raid on a rear area base.

**STANDARD:** Surprise the enemy forces. Assault enemy support base and accomplish assigned tasks. Specified equipment and supplies are destroyed. Decisive engagement is avoided. All personnel are withdrawn from the area within the prescribed time. The collected intelligence data satisfies the priority intelligence requirements (PIRs).

**TASK: Attack (34-OPFOR-1010)**

**CONDITION:** Enemy rear area support base has been located. PIRs and other intelligence requirements (IRs) have been obtained by OPFOR patrols. Element has automatic and antiarmor weapons, and light mortars. Element is approximately the size of two platoons.

**STANDARD:** An attack plan is developed. An attack is initiated using a scheme of maneuver that exploits enemy flanks, gaps, and weaknesses. Covered and concealed routes are used to approach enemy areas. Employ indirect fire to support attack. Penetrate enemy defenses. Destroy equipment and supplies, inflict casualties, isolate the support base, and block reinforcements. The enemy unit is forced to displace.

**TASK: Conduct Air Attacks (34-OPFOR-1006)**

**CONDITION:** OPFOR elements in the rear area have forwarded the coordinates of enemy facilities and elements. OPFOR aircraft have been dispatched to attack enemy installations or convoys.

**STANDARD:** Locate support sites, command and control facilities, and/or convoys. Conduct attack runs on designated targets. Enemy equipment, supplies, and vehicles are destroyed, and enemy personnel are killed.

**TASK: Gather Intelligence (34-OPFOR-1008)**

**CONDITION:** OPFOR elements, operating in the rear area, are planning attacks on enemy bases. Information is needed before plans are finalized.

**STANDARD:** Identify all PIRs and other intelligence requirements. Pass through any outpost, defensive wire, or warning device undetected. Move to an observation point that offers cover and concealment and is close enough to gather required information. Gather data that answers intelligence requirements. Withdraw from area undetected. Report all information of value to OPFOR headquarters.

**TASK: Disrupt Enemy Movement and Operations Using Tactical Nuclear Weapons (34-OPFOR-1002)**

**CONDITION:** Orders have been received to use tactical nuclear weapons in the enemy's rear area. Key locations have been identified.

**STANDARD:** Tactical nuclear missiles are delivered on target. Movement of equipment and supplies is disrupted or delayed to forward areas. Enemy equipment and supplies are destroyed. A high rate of nuclear casualties is inflicted among enemy troops.

**TASK: Conduct Aerial Reconnaissance (34-OPFOR-1007)**

**CONDITION:** OPFOR HQ requires intelligence on the location and identification of enemy elements. Aircraft is dispatched to take photographs and conduct a visual inspection of enemy area.

**STANDARD:** Locate and photograph enemy positions in assigned sectors, including support and storage bases and command and control facilities. Visual checks are conducted when possible. The enemy is not engaged. Priority intelligence requests and other IRs are reported to OPFOR HQ.

**TASK: Disrupt Enemy Movement and Operations Using Persistent and Nonpersistent Chemical Weapons (34-OPFOR-1001)**

**CONDITION:** Conventional artillery weapons or aircraft are available to deliver chemical weapons. Routes and key bases in the rear area have been selected.

**STANDARD:** Chemical agents are delivered into targeted areas. The movement of enemy supplies and equipment to forward areas is delayed by disrupting command and control systems. Enemy movement is successfully channeled into predesignated ambush areas. Enemy supplies and equipment are contaminated. A high rate of casualties is inflicted on enemy forces.

**TASK: Disrupt Friendly Defensive Operations (34-OPFOR-1014)**

**CONDITION:** Friendly forces are establishing local defensive positions and obstacles. OPFOR element receives orders to harass and disrupt these efforts. OPFOR has offensive air support and nuclear, biological, and chemical (NBC) weapons available.

**STANDARD:** OPFOR element locates and penetrates friendly positions and causes a halt or disruption in work being completed on defenses.

**TASK: Maintain Contact (34-OPFOR-1011)**

**CONDITION:** OPFOR element is tactically engaged with enemy base defense forces. Enemy forces are withdrawing under pressure.

**STANDARD:** Decisively engage the enemy forces. As the enemy withdraws, the unit or force advances, maintaining contact.

**TASK: Conduct Sniper Operations (34-OPFOR-1005)**

**CONDITION:** OPFOR element has received a sniper mission from headquarters. Snipers are assigned missions in the enemy rear area along major supply routes and near support sites.

**STANDARD:** Infiltrate enemy area of operations and set up a well-concealed location. Vehicle drivers or personnel on foot are engaged with short bursts of semiautomatic fire. Selected targets are killed or wounded. Prevent position from being discovered and evacuate the area without being detected. Results of the operation are reported to OPFOR headquarters.

**TASK: Conduct Electronic Warfare (34-OPFOR-1012)**

**CONDITION:** OPFOR employs collection and direction-finding assets (ground and air) to monitor and locate enemy forces.

**STANDARD:** Locate the positions of enemy command, intelligence, and logistics units. Forward the locations of the positions to OPFOR headquarters. Use jamming signals against enemy radio receivers. Monitor enemy radio networks and report all information of intelligence value to OPFOR HQ.

**ELEMENTS:** Company Headquarters  
 Operations Platoon Headquarters  
 DS Company MI Battalion

**TASK: Establish Unit Defense (07-3-C219.34-0001)**  
 (FM 7-8) (FM 7-7)

**ITERATION:** 1 2 3 4 5 M (Circle)

**COMMANDER/LEADER ASSESSMENT:** T P U (Circle)

**CONDITIONS:** The platoon has received an operation order (OPORD) or fragmentary order (FRAGO) with a mission to occupy part of a larger unit's defensive sector or is isolated and must provide its own security or defense. The platoon may be opposed by as much as a motorized rifle company. Some iterations of this task are performed in mission-oriented protective posture level 4 (MOPP4).

**TASK STANDARDS:** The platoon completes all preparations for the defense not later than the time specified in the order and is not surprised by the enemy. The time required to prepare increases when conducting this task in MOPP4.

TASK STEPS AND PERFORMANCE MEASURES	GO	NO-GO
<p><b>*1.</b> Perform a reconnaissance of the tentative defensive position.</p> <ul style="list-style-type: none"> <li>a. Search area to ensure it is free of enemy, mines, and booby traps.</li> <li>b. Establish local security.</li> <li>c. Survey area for nuclear, biological, and chemical (NBC) contamination.</li> <li>d. Designate sectors and general locations for operations, vehicles, automatic weapons, and antiarmor weapons based on mission, enemy, terrain, troops, time available and civilian considerations (METT-TC).</li> </ul> <p><b>2.</b> Designated security or observation post (OP) team(s) move to assigned position(s).</p> <hr/> <p><b>* Note:</b> At night, the designation of positions must be more exact than during daylight. Leaders may reconnoiter the area first, position the OPs, and then have the guides bring other members into position.</p> <hr/> <ul style="list-style-type: none"> <li>a. Emplace the chemical alarm system within 5 minutes of occupying the observation post.</li> <li>b. Position the OP within range of supporting small-arms fire.</li> <li>c. Provide cover and concealment for OP personnel.</li> <li>d. Designate covered and concealed routes to and from OPs.</li> <li>e. Establish communications from the OP to unit command post (primary means should be wire, supplemented by messenger and radio).</li> <li>f. Disseminate locations of all friendly personnel in sector.</li> </ul> <p><b>*3.</b> Designate targets to support OPs.</p> <ul style="list-style-type: none"> <li>a. Identify target reference points.</li> <li>b. Include OP targets within fire plan.</li> </ul>		



TASK STEPS AND PERFORMANCE MEASURES	GO	NO-GO
<p>4. OP team(s) provides early warning.</p> <ul style="list-style-type: none"> <li>a. Provide continuous early warning out to a range that warns of enemy observation, direct fire, or assault on the main body.</li> <li>b. Detect all enemy activity within the vicinity of the unit position.</li> <li>c. Adjust illumination or high explosive rounds on enemy targets.</li> <li>d. Emplace expedient early warning devices before dark, if possible.</li> <li>e. Demonstrate correct use of current challenge and password.</li> <li>f. Select alternate OP sites when required due to changing visibility or enemy activity.</li> </ul> <p>*5. Designate primary, alternate, and supplementary fighting positions for key weapons and vehicles, while emplacing the rest of the platoon.</p> <ul style="list-style-type: none"> <li>a. Position machine guns to obtain grazing fire along the most likely dismounted avenue of approach.</li> <li>b. Position antiarmor weapons to cover likely armor avenues of approach or assigned engagement area.</li> <li>c. Ensure positions are mutually supporting along armor and dismounted infantry avenues of approach.</li> <li>d. Position M203 grenade launchers to cover dead space in terrain outside hand-grenade range.</li> </ul> <p>*6. Place fighting positions to engage targets in designated sectors of fire covering the most dangerous avenues of approach first.</p> <ul style="list-style-type: none"> <li>a. Determine sector of fire based on the type and range of the weapon.</li> <li>b. Assign all personnel to a fighting position.</li> </ul> <p>*7. Coordinate and contact adjacent units.</p> <ul style="list-style-type: none"> <li>a. Establish boundary responsibilities.</li> <li>b. Discover and eliminate any gaps in defensive sector.</li> <li>c. Ensure observation and fires overlap.</li> </ul> <p>8. Occupy defensive position.</p> <hr/> <p>* <b>Note:</b> Establish task priorities. Normally these are in the unit standing operating procedures (SOP), but can be modified as needed (based on METT-TC) by the platoon leader or the company commander.</p> <hr/> <ul style="list-style-type: none"> <li>a. Physically occupy assigned positions.</li> <li>b. Physically reconnoiter in front of each position to become familiar with the terrain, locate dead space, and to view the terrain from the enemy perspective.</li> <li>c. Prepare and forward crew-served weapons range cards to the squad leader within 15 minutes of positioning.</li> <li>d. Install aiming stakes.</li> <li>e. Clear fields of fire.</li> </ul>		

TASK STEPS AND PERFORMANCE MEASURES	GO	NO-GO
<ul style="list-style-type: none"> <li>f. Emplace obstacles in accordance with company obstacle plan.</li> <li>g. Dig fighting positions to armpit depth with 18 inches (45 centimeters) of parapet.</li> <li>h. Construct overhead cover for fighting position.</li> <li>i. Camouflage positions and vehicles from aerial and ground observation. Ensure fighting positions cannot be detected from a distance of more than 35 meters from the front of the position.</li> <li>j. Stockpile ammunition, food, and water.</li> <li>k. Construct alternate and supplementary positions.</li> <li>l. Ensure all platoon members know the platoon command post location.</li> </ul> <p><b>*9.</b> The fire support team or forward observer plans for the employment of indirect fires.</p> <ul style="list-style-type: none"> <li>a. Plan fires along enemy avenues of approach.</li> <li>b. Plan fires at known or likely enemy positions.</li> <li>c. Plan final protective fires.</li> <li>d. Register and adjust target reference points (if available and the situation permits).</li> </ul> <p><b>10.</b> The radio telephone operator establishes communications.</p> <ul style="list-style-type: none"> <li>a. Use wire as primary communications if available.</li> <li>b. Ensure platoon or company command post has communications with operations, higher and subordinate leaders, adjacent units, and fire support.</li> <li>c. Conduct periodic communications checks to ensure all communications are operational.</li> <li>d. Plan and provide alternate means of communications.</li> </ul> <p><b>*11.</b> Prepare sector sketch.</p> <ul style="list-style-type: none"> <li>a. Identify the main terrain features and the range to them.</li> <li>b. Identify location of squad fighting positions.</li> <li>c. Indicate primary and secondary sectors of fire for each position.</li> <li>d. Identify the weapon type and the fire control measures for each position (final protective fire, principal direction of fire, final protective line).</li> <li>e. Identify location of OPs and squad leader's position.</li> <li>f. Mark dead space on sketch.</li> <li>g. Identify location of obstacles.</li> <li>h. Indicate direction of north.</li> <li>i. Forward a copy of the sector sketch to the platoon leader within 30 minutes of being assigned a sector.</li> </ul>		

TASK STEPS AND PERFORMANCE MEASURES	GO	NO-GO
<p><b>*12.</b> Prepare a platoon sector sketch.</p> <ul style="list-style-type: none"> <li>a. Indicate the platoon sector or engagement area.</li> <li>b. Denote squad positions (primary, alternate, and supplementary) and sectors of fire.</li> <li>c. Indicate locations of vehicles, antiarmor weapons, and automatic weapons positions with the primary sectors of fire, final protective line, or principal direction of fire for primary vehicle weapons system, automatic weapons, and target reference points.</li> <li>d. Identify location of OPs and patrol routes (if any have been planned).</li> <li>e. Indicate maximum engagement lines for primary weapon systems.</li> <li>f. Identify location of indirect fire targets and final protective fires (if any have been allocated).</li> <li>g. Indicate direction of north.</li> <li>h. Place unit identification up to company level.</li> <li>i. Indicate date-time group.</li> <li>j. Identify position of the platoon command post.</li> <li>k. Forward a copy of the platoon sketch to the company commander within 1 hour of assigning squad leaders sectors.</li> </ul> <p><b>13.</b> Continue to improve defensive positions.</p> <ul style="list-style-type: none"> <li>a. Improve in accordance with SOP work priorities.</li> <li>b. Improve as directed by higher headquarters.</li> </ul>		

TASK PERFORMANCE / EVALUATION SUMMARY BLOCK							
ITERATION	1	2	3	4	5	M	TOTAL
TOTAL TASK STEPS EVALUATED							
TOTAL TASK STEPS "GO"							
TRAINING STATUS "GO"/"NO-GO"							

\* indicates a leader task step.

SUPPORTING INDIVIDUAL TASKS

Task Number	Task Title	References
052-191-1361(SL1)	Camouflage Yourself and Your Individual Equipment	STP 21-1-SMCT
052-191-1362(SL1)	Camouflage Equipment	STP 21-1-SMCT
052-195-3066(SL3)	Direct Construction of Nonexplosive Obstacles	STP 21-24-SMCT
061-283-6003(SL2)	Adjust Indirect Fire	STP 21-24-SMCT
071-022-0015(SL1)	Prepare a Range Card for a Caliber .50 M2 Machine Gun	STP 21-1-SMCT
071-030-0002(SL1)	Prepare a Range Card for an MK19 Machine Gun	STP 21-1-SMCT
071-312-4032(SL1)	Prepare a Range Card for an M249 Machine Gun	STP 21-1-SMCT
071-325-4407(SL1)	Employ Hand Grenades	STP 21-1-SMCT
071-325-4425(SL1)	Employ an M18A1 Claymore Mine	STP 21-1-SMCT

## SUPPORTING INDIVIDUAL TASKS

Task Number	Task Title	References
071-326-0513(SL1)	Select Temporary Fighting Positions	STP 21-1-SMCT
071-326-5703(SL1)	Construct Individual Fighting Positions	STP 21-1-SMCT
071-326-5704(SL2)	Supervise Construction of a Fighting Position	STP 21-24-SMCT
071-326-5705(SL2)	Establish an Observation Post	STP 21-24-SMCT
071-326-5775(SL4)	Coordinate With an Adjacent Platoon	STP 21-24-SMCT
071-331-0804(SL1)	Perform Surveillance Without the Aid of Electronic Devices	STP 21-1-SMCT
071-430-0002(SL2)	Conduct a Defense by a Squad	STP 21-24-SMCT
071-430-0006(SL4)	Conduct a Defense by a Platoon	STP 21-24-SMCT
071-710-0006(SL1)	Plan Use of Night Vision Devices	STP 21-1-SMCT
071-720-0015(SL3)	Conduct an Area Reconnaissance by a Platoon	STP 21-24-SMCT
113-600-2001(SL1)	Communicate Via a Tactical Telephone	STP 21-1-SMCT
159-200-2020(SL4)	Integrate Threat Capabilities Into Mission Planning	STP 21-24-SMCT
191-380-0109(SL4)	Plan Patrol Activities	STP 21-24-SMCT
301-98G-2300	Determine the Layout of a Tactical Site (AD, RU, QB)	STP 34-98G14-SM-TG
850-001-2000(SL2)	Employ Accident Prevention Measures and Risk Management Process	STP 21-24-SMCT
850-001-3001(SL3)	Control Mission Safety Hazard	STP 21-24-SMCT
850-001-4001(SL4)	Integrate Risk Management Into Platoon	STP 21-24-SMCT

SUPPORTING COLLECTIVE TASKS: None

## OPFOR TASKS AND STANDARDS

**TASK: Conduct Raid (34-OPFOR-1009)**

**CONDITION:** Opposing force (OPFOR) element has occupied an objective rally point and has orders to conduct a raid on a rear area base.

**STANDARD:** Surprise the enemy forces. Assault enemy support base and accomplish assigned tasks. Specified equipment and supplies are destroyed. Decisive engagement is avoided. All personnel are withdrawn from the area within the prescribed time. The collected intelligence data satisfies the priority intelligence requirements (PIRs).

**TASK: Gather Intelligence (34-OPFOR-1008)**

**CONDITION:** OPFOR elements, operating in the rear area, are planning attacks on enemy bases. Information is needed before plans are finalized.

**STANDARD:** Identify all priority intelligence requests and other intelligence requirements. Pass through any outpost, defensive wire, or warning device undetected. Move to an observation point that offers cover and concealment and is close enough to gather required information. Gather data that answers intelligence requirements. Withdraw from area undetected. Report all information of value to OPFOR headquarters.

**TASK: Disrupt Enemy Movement and Operations Using Tactical Nuclear Weapons (34-OPFOR-1002)**

**CONDITION:** Orders have been received to use tactical nuclear weapons in the enemy's rear area. Key locations have been identified.

**STANDARD:** Tactical nuclear missiles are delivered on target. Movement of equipment and supplies is disrupted or delayed to forward areas. Enemy equipment and supplies are destroyed. A high rate of nuclear casualties is inflicted among enemy troops.

**TASK: Conduct Aerial Reconnaissance (34-OPFOR-1007)**

**CONDITION:** OPFOR HQ requires intelligence on the location and identification of enemy elements. Aircraft is dispatched to take photographs and conduct a visual inspection of enemy area.

**STANDARD:** Locate and photograph enemy positions in assigned sectors, including support and storage bases and command and control facilities. Visual checks are conducted when possible. The enemy is not engaged. Priority intelligence requests and other information requirements (IRs) are reported to OPFOR HQ.

**TASK: Disrupt Enemy Movement and Operations Using Persistent and Nonpersistent Chemical Weapons (34-OPFOR-1001)**

**CONDITION:** Conventional artillery weapons or aircraft are available to deliver chemical weapons. Routes and key bases in the rear area have been selected.

**STANDARD:** Chemical agents are delivered into targeted areas. The movement of enemy supplies and equipment to forward areas is delayed by disrupting command and control systems. Enemy movement is successfully channeled into predesignated ambush areas. Enemy supplies and equipment are contaminated. A high rate of casualties is inflicted on enemy forces.

**TASK: Maintain Contact (34-OPFOR-1011)**

**CONDITION:** OPFOR element is tactically engaged with enemy base defense forces. Enemy forces are withdrawing under pressure.

**STANDARD:** Decisively engage the enemy forces. As the enemy withdraws, the unit or force advances, maintaining contact.

**TASK: Attack (34-OPFOR-1010)**

**CONDITION:** Enemy rear area support base has been located. PIRs and other intelligence requirements have been obtained by OPFOR patrols. Element has automatic and antiarmor weapons, and light mortars. Element is approximately the size of two platoons.

**STANDARD:** An attack plan is developed. An attack is initiated using a scheme of maneuver that exploits enemy flanks, gaps, and weaknesses. Covered and concealed routes are used to approach enemy areas. Employ indirect fire to support attack. Penetrate enemy defenses. Destroy equipment and supplies, inflict casualties, isolate the support base, and block reinforcements. The enemy unit is forced to displace.

**ELEMENTS:** Ground Surveillance Radar Section (4 Teams)  
 Company Headquarters  
 Air Reconnaissance Team  
 Operations Platoon Headquarters

**TASK: Operate/Maintain/Troubleshoot Platform with Applique, Precision Lightweight GPS Receiver (PLGR) and SINCGARS System Improvement Program (SIP) (11-5-0201.34-0001)**

(FM 24-19)	(FM 11-50)	(FM 20-3)
(FM 24-35)	(FM 24-35-1)	(FM 7-0)
(FM 3-11.4)	(FM 3-5)	

**ITERATION:** 1      2      3      4      5      M      (Circle)

**COMMANDER/LEADER ASSESSMENT:** T      P      U      (Circle)

**CONDITIONS:** The unit has been deployed. The platform/communication team has been directed to support the maneuver command post with communications. The team has all required hardware and software plus ancillary equipment needed to provide support. Signal operating instructions (SOI) and signal supplemental instructions (SSI) and communications security materials are on hand and current. Some iterations of this task should be performed in mission-oriented protective posture level 4 (MOPP4).

**TASK STANDARDS:** Crew and operator successfully initialize and are operating the radios and platform components in a planned network within 30 minutes. Crew and operator demonstrate knowledge of currently accepted troubleshooting procedures. Applique and radio set problems are located and minor repairs are completed within 5 minutes. For problems that are outside the capability of the crew or operator, crew or operator calls unit maintenance within 8 to 10 minutes of problem or fault discovery. Performance in MOPP4 increases the time required to complete the task.

TASK STEPS AND PERFORMANCE MEASURES	GO	NO-GO
<p><b>Safety Note:</b> Follow all appropriate safety guidelines and regulations.</p> <hr/> <p><b>Note:</b> Sequence of start-up procedures may vary, depending on platform configuration and software being used.</p> <hr/> <p>1. Initialize the Applique.</p> <p>a. Perform visual inspection.</p> <p>(1) Check for loose hardware, dents, cracks, and scratches on computer and keyboard.</p> <p>(2) Check for cracks and scratches on monitor glass.</p> <p>(3) Check for broken or missing keys on keyboard.</p> <p>(4) Check cables for frayed or broken wires.</p> <p>(5) Check connectors for cracked shells, missing parts, and corrosion.</p> <p>b. Perform mechanical inspection.</p> <p>(1) Press keys to ensure they can be depressed and don't stick.</p> <p>(2) Manipulate track ball to ensure it is operable.</p> <p>(3) Make sure air vents are not blocked.</p> <p>c. Turn power switch to on.</p> <p>d. Perform enhanced position location and reporting system start-up procedures in accordance with user's guide for software version being used.</p> <p>e. Check communication status in accordance with user's guide and software version being used.</p>		

TASK STEPS AND PERFORMANCE MEASURES	GO	NO-GO
<p><b>2.</b> Install the precision lightweight global positioning system receiver (PLGR).</p> <ul style="list-style-type: none"> <li>a. Inventory and inspect components.</li> <li>b. Perform preventive maintenance checks and services (PMCS) on PLGR.</li> <li>c. Install memory battery (if not already installed), then install primary batteries.</li> <li>d. Connect EXT antenna cable to PLGR antenna connector.</li> <li>e. Connect PLGR or Applique interface cable to PLGR interface port connector.</li> <li>f. Connect EXT PWR cable to PLGR connector.</li> <li>g. Ensure all connectors are properly connected and cables are routed to prevent damage.</li> <li>h. Power up vehicle.</li> <li>i. Turn PLGR on.</li> <li>j. Observe PLGR self-test and comply with user guide for software version being employed.</li> <li>k. Set up PLGR, if required.</li> <li>l. Enter current position, if required.</li> <li>m. Load communications security variables, if required.</li> </ul> <p><b>3.</b> Use the automated network control device (ANCD) to load communications security variables into the PLGR.</p> <p><b>4.</b> Use the ANCD to load communications security variables into the single channel ground and airborne radio system (SINCGARS) system improvement program (SIP).</p> <p><b>5.</b> Implement Applique troubleshooting procedures in accordance with user's guide for software version being used.</p> <p><b>6.</b> Implement troubleshooting procedures for SINCGARS SIP (with Internet Controller) in accordance with operator's guide for the radio.</p>		

TASK PERFORMANCE / EVALUATION SUMMARY BLOCK							
ITERATION	1	2	3	4	5	M	TOTAL
TOTAL TASK STEPS EVALUATED							
TOTAL TASK STEPS "GO"							
TRAINING STATUS "GO"/"NO-GO"							

\* indicates a leader task step.

**SUPPORTING INDIVIDUAL TASKS**

Task Number	Task Title	References
071-329-1006(SL1)	Navigate From One Point on the Ground to Another Point While Dismounted	STP 21-1-SMCT
071-329-1030(SL1)	Navigate From One Point on the Ground to Another Point While Mounted	STP 21-1-SMCT
091-CLT-4029(SL2)	Supervise Preventive Maintenance Checks and Services (PMCS)	STP 21-24-SMCT
850-001-2000(SL2)	Employ Accident Prevention Measures and Risk Management Process	STP 21-24-SMCT
850-001-3001(SL3)	Control Mission Safety Hazard	STP 21-24-SMCT
850-001-4001(SL4)	Integrate Risk Management Into Platoon	STP 21-24-SMCT

SUPPORTING COLLECTIVE TASKS: None

OPFOR TASKS AND STANDARDS

**TASK: Conduct Electronic Warfare (34-OPFOR-1012)**

**CONDITION:** Opposing force (OPFOR) employs collection and direction-finding assets (ground and air) to monitor and locate enemy forces.

**STANDARD:** Locate the positions of enemy command, intelligence, and logistics units. Forward the locations of the positions to OPFOR headquarters. Use jamming signals against enemy radio receivers. Monitor enemy radio networks, and report all information of intelligence value to OPFOR HQ.

**TASK: Disrupt Enemy Movement and Operations Using Tactical Nuclear Weapons (34-OPFOR-1002)**

**CONDITION:** Orders have been received to use tactical nuclear weapons in the enemy's rear area. Key locations have been identified.

**STANDARD:** Tactical nuclear missiles are delivered on target. Movement of equipment and supplies is disrupted or delayed to forward areas. Enemy equipment and supplies are destroyed. A high rate of nuclear casualties is inflicted among enemy troops.

**TASK: Disrupt Enemy Movement and Operations Using Persistent and Nonpersistent Chemical Weapons (34-OPFOR-1001)**

**CONDITION:** Conventional artillery weapons or aircraft are available to deliver chemical weapons. Routes and key bases in the rear area have been selected.

**STANDARD:** Chemical agents are delivered into targeted areas. The movement of enemy supplies and equipment to forward areas is delayed by disrupting command and control systems. Enemy movement is successfully channeled into predesignated ambush areas. Enemy supplies and equipment are contaminated. A high rate of casualties is inflicted on enemy forces.

**TASK: Conduct Hasty Ambush (34-OPFOR-1003)**

**CONDITION:** OPFOR element is moving in a concealed area when an enemy element is reported moving along an adjacent route.

**STANDARD:** The ambush site is prepared before the arrival of the enemy element. The enemy force is surprised and casualties are inflicted within the designated kill zone. Delay enemy march element from reaching its specified destination. Withdraw, on order, within 2 minutes of ambush initiation. Report results of mission to headquarters.

**TASK: Conduct Air Attacks (34-OPFOR-1006)**

**CONDITION:** OPFOR elements in the rear area have forwarded the coordinates of enemy facilities and elements. OPFOR aircraft have been dispatched to attack enemy installations or convoys.

**STANDARD:** Locate support sites, command and control facilities, and/or convoys. Conduct attack runs on designated targets. Enemy equipment, supplies, and vehicles are destroyed and enemy personnel are killed.



**ELEMENTS:** Analysis and Control Team  
 Ground Surveillance Radar Section (4 Teams)  
 TUAV Platoon Headquarters  
 Operations Platoon Headquarters

**TASK: Operate/Maintain/Troubleshoot Platform with Applique, EPLRS, Precision Lightweight (GPS) Receiver (PLGR), and SINGARS System Improvement Program (SIP) (11-5-0202.34-0001)**

(FM 24-19)	(FM 11-50)	(FM 20-3)
(FM 24-35)	(FM 24-35-1)	(FM 7-0)
(FM 3-11.4)	(FM 3-5)	

**ITERATION:** 1 2 3 4 5 M (Circle)

**COMMANDER/LEADER ASSESSMENT:** T P U (Circle)

**CONDITIONS:** Unit has been deployed. Platform/communication team has been directed to support the maneuver command post with communications. Team has all required hardware and software plus ancillary equipment needed to provide support. Signal operating instructions (SOI) and signal supplemental instructions (SSI) and communications security materials are on hand and current. Some iterations of this task should be performed in mission-oriented protective posture level 4 (MOPP4).

**TASK STANDARDS:** Crew or operator is successfully initialized and is operating the radios and platform components in a planned network within 30 minutes. Crew or operator demonstrates knowledge of currently accepted troubleshooting procedures. Applique and radio set problems are located and minor repairs are completed within 5 minutes. For problems outside the capability of the crew/operator, crew/operator calls unit maintenance within 8 to 10 minutes of problem or fault discovery. Performance in MOPP4 increases the time required to complete the task.

TASK STEPS AND PERFORMANCE MEASURES	GO	NO-GO
<p><b>Safety Note:</b> Follow all appropriate safety guidelines and regulations.</p> <ol style="list-style-type: none"> <li>1. Initialize the enhanced position location and reporting system very high-speed integrated circuits (VHSIC) in accordance with user's guide.</li> <li>2. Initialize the single-channel ground and airborne radio system (SINGARS) system improvement program (SIP) radio in accordance with the user's guide or technical manual.</li> <li>3. Load variables in the SINGARS SIP by accomplishing the following steps according to the technical manual.                             <ol style="list-style-type: none"> <li>a. Enter assigned FM radio network.</li> <li>b. Initialize the SINGARS SIP for single-channel operations in accordance with the technical manual.</li> <li>c. Use the automated network control device (ANCD) to load communications security variables into the enhanced position location and reporting system VHSIC in accordance with the user's guide/technical manual.</li> <li>d. Initialize the Applique in accordance with the user's guide for the software version being used.                                     <ol style="list-style-type: none"> <li>(1) Perform visual inspection.                                             <ol style="list-style-type: none"> <li>(a) Check for loose hardware, dents, cracks, and scratches on computer and keyboard.</li> <li>(b) Check for broken or missing keys on keyboard.</li> <li>(c) Check cables for frayed or broken wires.</li> <li>(d) Check connectors for cracked shells, missing parts, and corrosion.</li> </ol> </li> </ol> </li> </ol> </li> </ol>		

TASK STEPS AND PERFORMANCE MEASURES	GO	NO-GO
<p>(2) Perform mechanical inspection.</p> <p>(a) Press keys to ensure they can be depressed and don't stick.</p> <p>(b) Manipulate track ball to ensure it is operable.</p> <p>(c) Make sure air vents are not blocked.</p> <p>(3) Turn power switch to on.</p> <p>(4) Perform user logon procedures in accordance with the user's guide.</p> <p>(5) Check communication status of other elements.</p> <p>e. Install the precision lightweight global positioning system receiver (PLGR).</p> <p>(1) Inventory and inspect components.</p> <p>(2) Perform preventive maintenance checks and services (PMCS) on PLGR.</p> <p>(3) Install memory battery (if not already installed), then install primary batteries.</p> <p>(4) Connect external antenna cable to PLGR antenna connector.</p> <p>(5) Connect PLGR/Applique interface cable to PLGR interface port connector.</p> <p>(6) Connect external power cable to PLGR power connector.</p> <p>(7) Ensure all connectors are properly connected and cables are routed to prevent damage.</p> <p>(8) Power up vehicle.</p> <p>(9) Turn PLGR on.</p> <p>(10) Conduct PLGR self-test in accordance with the user's guide or technical manual.</p> <p>(11) Wait for PLGR to acquire satellites in accordance with the user's guide or technical manual.</p> <p>(12) Set up PLGR, if required.</p> <p>(13) Enter current position, if required.</p> <p>(14) Load communications security variable, if required.</p> <p>f. Use the ANCD to load communications security variables into the PLGR in accordance with the user's guide or technical manual.</p> <p>g. Use the ANCD to load communications security variables into the SINCGARS SIP in accordance with the user's guide.</p> <p>4. If the system fails to operate, implement Applique troubleshooting procedures in accordance with the user's guide.</p> <p>5. Implement enhanced position location and reporting system VHSIC troubleshooting procedures in accordance with the user's guide or technical manual, as required.</p> <p>6. Implement troubleshooting procedures for SINCGARS SIP (with Internet controller) in accordance with the user's guide or technical manual.</p> <p>7. Implement SINCGARS SIP troubleshooting procedures, as required.</p> <p>a. Attempt to enter assigned frequency modulated network. If unable to make voice contact during send/receive voice radio check, decide next logical step is to verify that PLGR time and SINCGARS SIP times are identical.</p> <p>b. If it is determined the times do not match, PLGR time and initialize SINCGARS SIP.</p> <p>c. Attempt to conduct send/receive voice radio check in the assigned frequency modulated network. If unable to make voice contact, initiate late network entry procedures using the SINCGARS SIP radio.</p>		

TASK STEPS AND PERFORMANCE MEASURES	GO	NO-GO
<p>d. Attempt to conduct send/receive voice radio check in the assigned frequency modulated network. If unable to make voice contact, enter time from a known good SINCGARS SIP operating in the same frequency modulated network instead of entering PLGR time.</p> <p>e. Attempt to conduct send/receive voice radio check in the assigned frequency modulated network. If unable to make voice contact, notify unit maintenance personnel.</p>		

TASK PERFORMANCE / EVALUATION SUMMARY BLOCK							
ITERATION	1	2	3	4	5	M	TOTAL
TOTAL TASK STEPS EVALUATED							
TOTAL TASK STEPS "GO"							
TRAINING STATUS "GO"/"NO-GO"							

\* indicates a leader task step.

**SUPPORTING INDIVIDUAL TASKS**

Task Number	Task Title	References
071-329-1006(SL1)	Navigate From One Point on the Ground to Another Point While Dismounted	STP 21-1-SMCT
071-329-1030(SL1)	Navigate From One Point on the Ground to Another Point While Mounted	STP 21-1-SMCT
091-CLT-4029(SL2)	Supervise Preventive Maintenance Checks and Services (PMCS)	STP 21-24-SMCT
850-001-2000(SL2)	Employ Accident Prevention Measures and Risk Management Process	STP 21-24-SMCT
850-001-3001(SL3)	Control Mission Safety Hazard	STP 21-24-SMCT
850-001-4001(SL4)	Integrate Risk Management Into Platoon	STP 21-24-SMCT

SUPPORTING COLLECTIVE TASKS: None

**OPFOR TASKS AND STANDARDS**

**TASK: Conduct Electronic Warfare (34-OPFOR-1012)**

**CONDITION:** Opposing force (OPFOR) employs collection and direction-finding assets (ground and air) to monitor and locate enemy forces.

**STANDARD:** Locate the positions of enemy command, intelligence, and logistics units. Forward the locations of the positions to OPFOR headquarters. Use jamming signals against enemy radio receivers. Monitor enemy radio networks, and report all information of intelligence value to OPFOR HQ.

**TASK: Disrupt Enemy Movement and Operations Using Tactical Nuclear Weapons (34-OPFOR-1002)**

**CONDITION:** Orders have been received to use tactical nuclear weapons in the enemy's rear area. Key locations have been identified.

**STANDARD:** Tactical nuclear missiles are delivered on target. Movement of equipment and supplies is disrupted or delayed to forward areas. Enemy equipment and supplies are destroyed. A high rate of nuclear casualties is inflicted among enemy troops.

**TASK: Disrupt Enemy Movement and Operations Using Persistent and Nonpersistent Chemical Weapons (34-OPFOR-1001)**

**CONDITION:** Conventional artillery weapons or aircraft are available to deliver chemical weapons. Routes and key bases in the rear area have been selected.

**STANDARD:** Chemical agents are delivered into targeted areas. The movement of enemy supplies and equipment to forward areas is delayed by disrupting command and control systems. Enemy movement is successfully channeled into predesignated ambush areas. Enemy supplies and equipment are contaminated. A high rate of casualties is inflicted on enemy forces.

**TASK: Conduct Hasty Ambush (34-OPFOR-1003)**

**CONDITION:** OPFOR element is moving in a concealed area when an enemy element is reported moving along an adjacent route.

**STANDARD:** The ambush site is prepared before the arrival of the enemy element. The enemy force is surprised and casualties are inflicted within the designated kill zone. Delay enemy march element from reaching its specified destination. Withdraw, on order, within 2 minutes of ambush initiation. Report results of mission to headquarters.

**ELEMENTS:** Company Headquarters  
Operations Platoon Headquarters

**TASK: Process Captured Documents and Equipment (19-3-3105.34-0001)**  
(AJP 2.5) (AR 190-13)

**ITERATION:** 1 2 3 4 5 M (Circle)

**COMMANDER/LEADER ASSESSMENT:** T P U (Circle)

**CONDITIONS:** Enemy equipment and documents have been captured. Some iterations of this task should be performed in mission-oriented protective posture level 4 (MOPP4).

**TASK STANDARDS:** The element processes all captured documents and equipment based on disposition instructions within the time standards established by higher headquarters.

TASK STEPS AND PERFORMANCE MEASURES	GO	NO-GO
<p>1. Tag all captured documents and equipment.</p> <p>a. Annotate type of document or equipment (for example, maps, photos, rifles, or radios).</p> <p>b. Annotate date and time of capture.</p> <p>c. Annotate place of capture (grid coordinates).</p> <p>d. Annotate capturing unit.</p> <p>e. Annotate circumstances of capture.</p> <p>f. Annotate prisoner's name (if taken from enemy prisoners of war [EPWs]).</p> <p>*2. Report capture of documents or equipment to higher headquarters.</p> <p>a. Report type of document or equipment.</p> <p>b. Report date and time of capture.</p> <p>c. Report capturing unit.</p> <p>d. Report place of capture (grid coordinates).</p> <p>3. Dispose of documents and equipment according to guidance from higher headquarters.</p> <p>a. Destroy, secure, evacuate, or abandon the equipment.</p> <p>b. Evacuate documents through the chain of command to intelligence personnel.</p>		

TASK PERFORMANCE / EVALUATION SUMMARY BLOCK							
ITERATION	1	2	3	4	5	M	TOTAL
TOTAL TASK STEPS EVALUATED							
TOTAL TASK STEPS "GO"							
TRAINING STATUS "GO"/"NO-GO"							

\* indicates a leader task step.

**SUPPORTING INDIVIDUAL TASKS**

Task Number	Task Title	References
301-371-1000(SL1)	Report Intelligence Information	STP 21-1-SMCT
301-371-1200(SL2)	Process Captured Materiel	STP 21-24-SMCT

SUPPORTING INDIVIDUAL TASKS

Task Number	Task Title	References
850-001-2000(SL2)	Employ Accident Prevention Measures and Risk Management Process	STP 21-24-SMCT
850-001-3001(SL3)	Control Mission Safety Hazard	STP 21-24-SMCT
850-001-4001(SL4)	Integrate Risk Management Into Platoon	STP 21-24-SMCT

SUPPORTING COLLECTIVE TASKS: None

OPFOR TASKS AND STANDARDS

**TASK: Disrupt Enemy Movement and Operations Using Tactical Nuclear Weapons (34-OPFOR-1002)**

**CONDITION:** Orders have been received to use tactical nuclear weapons in the enemy's rear area. Key locations have been identified.

**STANDARD:** Tactical nuclear missiles are delivered on target. Movement of equipment and supplies is disrupted or delayed to forward areas. Enemy equipment and supplies are destroyed. A high rate of nuclear casualties is inflicted among enemy troops.

**TASK: Surrender to Capturing Unit on the Battlefield (34-OPFOR-1017)**

**CONDITION:** Friendly forces capture opposing force (OPFOR) element in whole or in part during operations. OPFOR soldiers have documents or equipment of tactical value with them when captured.

**STANDARD:** OPFOR soldiers prevent capture of documents or equipment and consistently hinder efforts of friendly forces to search, segregate, and secure them.

**ELEMENTS:** DS Company MI Battalion  
 Company Headquarters  
 Operations Platoon Headquarters

**TASK: Handle Enemy Prisoners of War (19-3-3106.34-0001)**  
 (AR 190-13) (AR 381-20)

**ITERATION:** 1 2 3 4 5 M (Circle)

**COMMANDER/LEADER ASSESSMENT:** T P U (Circle)

**CONDITIONS:** Enemy soldiers surrendered or were captured. Some iterations of this task should be performed in mission-oriented protective posture level 4 (MOPP4).

**TASK STANDARDS:** Take charge of and evaluate enemy prisoners of war (EPWs) in accordance with unit standing operating procedures (SOP) and the five S's and T (search, silence, segregate, speed, safeguard, and tag).

TASK STEPS AND PERFORMANCE MEASURES	GO	NO-GO
<ol style="list-style-type: none"> <li>1. Search EPWs.                             <ol style="list-style-type: none"> <li>a. Remove all weapons and documents with intelligence value.</li> <li>b. Return personal items of no military intelligence value such as protective clothing and equipment.</li> <li>c. Give prisoners receipts for personal property taken.</li> </ol> </li> <li>2. Segregate EPWs.                             <ol style="list-style-type: none"> <li>a. Segregate EPWs by rank, sex, deserters, civilians, nationality, and ideology when possible.</li> <li>b. Turn wounded EPWs over to medical personnel for evacuation through medical channels.</li> </ol> </li> <li>3. Silence EPWs.                             <ol style="list-style-type: none"> <li>a. Prevent EPW leaders from giving orders.</li> <li>b. Prevent EPWs from planning escape.</li> <li>c. Do not talk in front of EPWs except to issue orders and maintain discipline.</li> </ol> </li> <li>4. Safeguard EPWs.                             <ol style="list-style-type: none"> <li>a. Remove EPWs from dangers of the battlefield.</li> <li>b. Do not allow anyone to abuse EPWs.</li> <li>c. Treat EPWs humanely.</li> </ol> </li> <li>5. Tag the EPWs with DD Form 2745 (<i>Enemy Prisoner of War Capture Tag</i>).                             <ol style="list-style-type: none"> <li>a. Annotate the following information: (1) Date and time of capture. (2) Capturing unit. (3) Grid coordinates of capture. (4) Circumstance of capture.</li> <li>b. Attach part A to EPW.</li> <li>c. Retain part B for unit records.</li> <li>d. Attach part C to property.</li> </ol> </li> <li>6. Speed EPWs to the rear.                             <ol style="list-style-type: none"> <li>a. Notify higher headquarters the company has EPWs.</li> </ol> </li> </ol>		

TASK STEPS AND PERFORMANCE MEASURES	GO	NO-GO
b. Remove EPWs rearward to the nearest military police collection point.		
c. Exploit intelligence information.		

TASK PERFORMANCE / EVALUATION SUMMARY BLOCK							
ITERATION	1	2	3	4	5	M	TOTAL
TOTAL TASK STEPS EVALUATED							
TOTAL TASK STEPS "GO"							
TRAINING STATUS "GO"/"NO-GO"							

\* indicates a leader task step.

SUPPORTING INDIVIDUAL TASKS

Task Number	Task Title	References
181-105-1001(SL1)	Comply With the Law of War and the Geneva and Hague Conventions	STP 21-1-SMCT
181-105-2001(SL2)	Enforce the Law of War and the Geneva and Hague Conventions	STP 21-24-SMCT
181-105-2002(SL2)	Conduct Combat Operations According to the Law of War	STP 21-24-SMCT
191-376-4102(SL2)	Escort EPW/CI to Rear Areas	STP 21-24-SMCT
191-378-6079(SL3)	Supervise the Escort of EPW/CI to Collecting Point/Holding Area Enclosure	STP 21-24-SMCT
191-379-4405(SL2)	Plan Movement of EPW/CI	STP 21-24-SMCT
850-001-2000(SL2)	Employ Accident Prevention Measures and Risk Management Process	STP 21-24-SMCT
850-001-3001(SL3)	Control Mission Safety Hazard	STP 21-24-SMCT
850-001-4001(SL4)	Integrate Risk Management Into Platoon	STP 21-24-SMCT

SUPPORTING COLLECTIVE TASKS: None

OPFOR TASKS AND STANDARDS

**TASK: Disrupt Enemy Movement and Operations Using Tactical Nuclear Weapons (34-OPFOR-1002)**

**CONDITION:** Orders have been received to use tactical nuclear weapons in the enemy's rear area. Key locations have been identified.

**STANDARD:** Tactical nuclear missiles are delivered on target. Movement of equipment and supplies is disrupted or delayed to forward areas. Enemy equipment and supplies are destroyed. A high rate of nuclear casualties is inflicted among enemy troops.

**TASK: Conduct Air Attacks (34-OPFOR-1006)**

**CONDITION:** Opposing force (OPFOR) elements in the rear area have forwarded the coordinates of enemy facilities and elements. OPFOR aircraft have been dispatched to attack enemy installations or convoys.

**STANDARD:** Locate support sites, command and control facilities, and/or convoys. Conduct attack runs on designated targets. Enemy equipment, supplies, and vehicles are destroyed and enemy personnel are killed.



**TASK: Surrender to Capturing Unit on the Battlefield (34-OPFOR-1017)**

**CONDITION:** Friendly forces capture OPFOR element in whole or in part during operations. OPFOR soldiers have documents or equipment of tactical value with them when captured.

**STANDARD:** OPFOR soldiers prevent capture of documents or equipment and consistently hinder efforts of friendly forces to search, segregate, and secure them.

**TASK: Attack (34-OPFOR-1010)**

**CONDITION:** Enemy rear area support base has been located. Priority intelligence requirements (PIRs) and other intelligence requirements have been obtained by OPFOR patrols. Element has automatic and antiarmor weapons, and light mortars. Element is approximately the size of two platoons.

**STANDARD:** An attack plan is developed. An attack is initiated using a scheme of maneuver that exploits enemy flanks, gaps, and weaknesses. Covered and concealed routes are used to approach enemy areas. Employ indirect fire to support attack. Penetrate enemy defenses. Destroy equipment and supplies, inflict casualties, isolate the support base, and block reinforcements. The enemy unit is forced to displace.

**TASK: Conduct Hasty Ambush (34-OPFOR-1003)**

**CONDITION:** OPFOR element is moving in a concealed area when an enemy element is reported moving along an adjacent route.

**STANDARD:** The ambush site is prepared before the arrival of the enemy element. The enemy force is surprised and casualties are inflicted within the designated kill zone. Delay enemy march element from reaching its specified destination. Withdraw, on order, within 2 minutes of ambush initiation. Report results of mission to headquarters.

**TASK: Maintain Contact (34-OPFOR-1011)**

**CONDITION:** OPFOR element is tactically engaged with enemy base defense forces. Enemy forces are withdrawing under pressure.

**STANDARD:** Decisively engage the enemy forces. As the enemy withdraws, the unit or force advances, maintaining contact.

**ELEMENTS:** DS Company MI Battalion  
 Company Headquarters  
 Operations Platoon Headquarters

**TASK: Use Passive Air Defense Measures (44-3-C220.34-0001)**

(FM 44-8) (FM 101-5-1) (FM 20-3)  
 (FM 44-30) (FM 55-30)

**ITERATION:** 1 2 3 4 5 M (Circle)

**COMMANDER/LEADER ASSESSMENT:** T P U (Circle)

**CONDITIONS:** The platoon is in a tactical situation. Hostile aerial platforms (rotary-wing, fixed-wing, unmanned aerial vehicles) have been operating in the general area. Platoon weapons control status is "weapons hold." Some iterations of this task should be performed in mission-oriented protective posture level 4 (MOPP4).

**TASK STANDARDS:** Opposing force (OPFOR) aerial platforms (rotary-wing, fixed-wing, unmanned aerial vehicles) do not detect the unit. The time required to perform this task in MOPP4 and or blackout conditions is increased.

TASK STEPS AND PERFORMANCE MEASURES	GO	NO-GO
<p>*1. Use passive air defense measures in a tactical situation.</p> <ul style="list-style-type: none"> <li>a. Use all available resources (camouflage, cover, concealment, dispersion, etc.) to hide personnel and equipment to limit vulnerability. Unit monitoring achieves air situational awareness.</li> <li>b. Cover or shade reflective items, particularly windshields and optics.</li> <li>c. Establish and rehearse air attack alarms.</li> <li>d. Disperse vehicles, tents, and supplies to reduce vulnerability to air attack.</li> <li>e. Construct field fortifications with organic equipment as necessary to protect personnel and vulnerable mission-essential equipment.</li> <li>f. Man observation posts (daytime or nighttime) to provide warning of approaching aerial platforms (rotary-wing, fixed-wing, unmanned aerial vehicles).</li> <li>g. Establish a listening watch on the air defense early warning network, if equipment is available and operational.</li> </ul> <p>*2. Use passive air defense measures in a convoy.</p> <ul style="list-style-type: none"> <li>a. Convoy commander briefs all unit personnel.</li> <li>b. Camouflage vehicles and equipment before moving out.</li> <li>c. Select column interval based on instructions, mission, and terrain.</li> <li>d. Place crew-served weapons throughout the convoy to cover front, rear, and flanks (avenues of approach).</li> <li>e. Assign soldiers to air guard duties with specific search sectors covering 360 degrees.</li> <li>f. Visually identify threat aerial platforms (rotary-wing, fixed-wing, unmanned aerial vehicles).</li> <li>g. Report all aircraft actions to higher headquarters.</li> <li>h. Establish and rehearse air attack alarms.</li> </ul>		

TASK STEPS AND PERFORMANCE MEASURES	GO	NO-GO
<p>3. Use passive air defense measures when occupying or displacing.</p> <ul style="list-style-type: none"> <li>a. Maintain vehicle interval specified in the movement order.</li> <li>b. Stagger vehicles to avoid linear patterns.</li> <li>c. Assign air guards to sectors of search that cover 360 degrees and maintain coverage until convoy completes the movement.</li> <li>d. Visually identify threat aerial platforms (rotary-wing, fixed-wing, unmanned aerial vehicles).</li> <li>e. Report all aircraft actions to higher headquarters.</li> <li>f. Establish vehicle order of precedence.</li> </ul>		

TASK PERFORMANCE / EVALUATION SUMMARY BLOCK							
ITERATION	1	2	3	4	5	M	TOTAL
TOTAL TASK STEPS EVALUATED							
TOTAL TASK STEPS "GO"							
TRAINING STATUS "GO"/"NO-GO"							

\* indicates a leader task step.

SUPPORTING INDIVIDUAL TASKS

Task Number	Task Title	References
052-191-1361(SL1)	Camouflage Yourself and Your Individual Equipment	STP 21-1-SMCT
052-191-1362(SL1)	Camouflage Equipment	STP 21-1-SMCT
071-326-3013(SL3)	Conduct a Tactical Road March	STP 21-24-SMCT
071-326-5703(SL1)	Construct Individual Fighting Positions	STP 21-1-SMCT
071-326-5704(SL2)	Supervise Construction of a Fighting Position	STP 21-24-SMCT
071-326-5705(SL2)	Establish an Observation Post	STP 21-24-SMCT
071-331-0804(SL1)	Perform Surveillance Without the Aid of Electronic Devices	STP 21-1-SMCT
071-331-0815(SL1)	Practice Noise, Light, and Litter Discipline	STP 21-1-SMCT
113-637-2001(SL1)	Communicate Via a Tactical Radio	STP 21-1-SMCT
850-001-2000(SL2)	Employ Accident Prevention Measures and Risk Management Process	STP 21-24-SMCT
850-001-3001(SL3)	Control Mission Safety Hazard	STP 21-24-SMCT
850-001-4001(SL4)	Integrate Risk Management Into Platoon	STP 21-24-SMCT

SUPPORTING COLLECTIVE TASKS: None

OPFOR TASKS AND STANDARDS

**TASK: Conduct Air Attacks (34-OPFOR-1006)**

**CONDITION:** OPFOR elements in the rear area have forwarded the coordinates of enemy facilities and elements. OPFOR aircraft have been dispatched to attack enemy installations or convoys.

**STANDARD:** Locate support sites, command and control facilities, and/or convoys. Conduct attack runs on designated targets. Enemy equipment, supplies, and vehicles are destroyed and enemy personnel are killed.

**TASK: Conduct Aerial Reconnaissance (34-OPFOR-1007)**

**CONDITION:** OPFOR HQ requires intelligence on the location and identification of enemy elements. Aircraft is dispatched to take photographs and conduct a visual inspection of enemy area.

**STANDARD:** Locate and photograph enemy positions in assigned sectors, including support and storage bases and command and control facilities. Visual checks are conducted when possible. The enemy is not engaged. Priority intelligence requests and other information requirements (IRs) are reported to OPFOR HQ.

**TASK: Disrupt Enemy Movement and Operations Using Tactical Nuclear Weapons (34-OPFOR-1002)**

**CONDITION:** Orders have been received to use tactical nuclear weapons in the enemy's rear area. Key locations have been identified.

**STANDARD:** Tactical nuclear missiles are delivered on target. Movement of equipment and supplies is disrupted or delayed to forward areas. Enemy equipment and supplies are destroyed. A high rate of nuclear casualties is inflicted among enemy troops.

**TASK: Attack (34-OPFOR-1010)**

**CONDITION:** Enemy rear area support base has been located. Priority intelligence requirements (PIRs) and other intelligence requirements have been obtained by OPFOR patrols. Element has automatic and antiarmor weapons, and light mortars. Element is approximately the size of two platoons.

**STANDARD:** An attack plan is developed. An attack is initiated using a scheme of maneuver that exploits enemy flanks, gaps, and weaknesses. Covered and concealed routes are used to approach enemy areas. Employ indirect fire to support attack. Penetrate enemy defenses. Destroy equipment and supplies, inflict casualties, isolate the support base, and block reinforcements. The enemy unit is forced to displace.

**TASK: Conduct Hasty Ambush (34-OPFOR-1003)**

**CONDITION:** OPFOR element is moving in a concealed area when an enemy element is reported moving along an adjacent route.

**STANDARD:** The ambush site is prepared before the arrival of the enemy element. The enemy force is surprised and casualties are inflicted within the designated kill zone. Delay enemy march element from reaching its specified destination. Withdraw, on order, within 2 minutes of ambush initiation. Report results of mission to headquarters.

**TASK: Maintain Contact (34-OPFOR-1011)**

**CONDITION:** OPFOR element is tactically engaged with enemy base defense forces. Enemy forces are withdrawing under pressure.

**STANDARD:** Decisively engage the enemy forces. As the enemy withdraws, the unit or force advances, maintaining contact.

**TASK: Disrupt Enemy Movement and Operations Using Persistent and Nonpersistent Chemical Weapons (34-OPFOR-1001)**

**CONDITION:** Conventional artillery weapons or aircraft are available to deliver chemical weapons. Routes and key bases in the rear area have been selected.

**STANDARD:** Chemical agents are delivered into targeted areas. The movement of enemy supplies and equipment to forward areas is delayed by disrupting command and control systems. Enemy movement is successfully channeled into predesignated ambush areas. Enemy supplies and equipment are contaminated. A high rate of casualties is inflicted on enemy forces.

**ELEMENTS:** DS Company MI Battalion  
 Company Headquarters  
 Operations Platoon Headquarters

**TASK: Take Active Combined Arms Air Defense Measures Against Hostile Aerial Platforms (44-3-C221.34-0001)**

(FM 44-8)

(FM 44-30)

**ITERATION:** 1 2 3 4 5 M (Circle)

**COMMANDER/LEADER ASSESSMENT:** T P U (Circle)

**CONDITIONS:** Unit receives early warning of aerial platforms (rotary-wing, fixed-wing, unmanned aerial vehicles) in the area. Unit personnel detect unknown or hostile aerial platforms (rotary-wing, fixed-wing, unmanned aerial vehicles). Unit is in a tactical environment at weapons control status of "weapons tight." Some iterations of this task should be performed in mission-oriented protective posture level 4 (MOPP4).

**TASK STANDARDS:** Unit destroys or forces the attacking aerial platforms (rotary-wing, fixed-wing, unmanned aerial vehicles) away from friendly positions.

TASK STEPS AND PERFORMANCE MEASURES	GO	NO-GO
<p><b>*1.</b> Direct combined arms air defense measures against hostile aerial platforms not attacking a stationary unit.</p> <ul style="list-style-type: none"> <li>a. Give air attack alarm.</li> <li>b. Occupy defensive positions.</li> <li>c. Search assigned sectors for aerial platforms.</li> <li>d. Identify and report presence of aerial platforms in the area and send report to higher headquarters (follow-up).</li> </ul> <hr/> <p><b>Note:</b> When making the decision of whether or not to fire at nonattacking hostile aerial platforms with small arms, take into consideration the assigned mission and tactical situation. Unit must positively, visually identify aerial platforms prior to engaging with small arms unless the aircraft is committing a hostile act.</p> <div style="background-color: black; color: white; padding: 10px; text-align: center; margin: 10px 0;"> <p><b>DANGER</b></p> <p>Munitions cannot distinguish between friend and foe. Review all airspace control measures. You must perform all precautionary measures to ensure the munitions you fire do not cause injury or death to friendly forces or damage to allied equipment. Even computerized systems require close observation.</p> </div> <ul style="list-style-type: none"> <li>e. Leader makes engagement decision.</li> <li>f. Unit engages the aerial platforms with all available small arms (rifles and machine guns).</li> </ul> <hr/> <p><b>Note:</b> Expect the firing signature from small arms to disclose unit position.</p> <hr/> <ul style="list-style-type: none"> <li>g. Engagement causes no fratricide.</li> </ul>		

TASK STEPS AND PERFORMANCE MEASURES	GO	NO-GO																								
<p data-bbox="224 247 748 277">h. Reload weapons following engagement.</p> <hr/> <p data-bbox="224 317 1159 619"><b>Notes:</b> (1) Aim points for propeller-driven aircraft are the same as for helicopters. (2) Select aim points in football field lengths: One football field equals approximately 91 meters. (3) Once the lead distance is estimated, the riflemen and machine gunners aim and fire their weapons at the aim point until the aircraft has flown past that point. Maintain the aim point, not the lead distance. The weapon should not move once the firing cycle starts. (4) Establish preselected aim points when the unit is in a static position. (5) Accuracy in relation to target hits is not necessary. Accuracy in relation to the aim point is necessary. Volume fire, a coordinated high volume of fire the aircraft has to fly through, will achieve the desired results.</p> <hr/> <table border="1" data-bbox="261 680 1125 1150"> <thead> <tr> <th data-bbox="261 680 513 743">Type Aerial Platforms</th> <th data-bbox="513 680 727 743">Course</th> <th data-bbox="727 680 1125 743">Aim Point</th> </tr> </thead> <tbody> <tr> <td data-bbox="261 743 513 806">Jet/Cruise Missile</td> <td data-bbox="513 743 727 806">Crossing</td> <td data-bbox="727 743 1125 806">Two football fields in front of aerial platform's nose</td> </tr> <tr> <td data-bbox="261 806 513 869">Jet/Cruise Missile</td> <td data-bbox="513 806 727 869">Overhead</td> <td data-bbox="727 806 1125 869">Two football fields in front of aerial platform's nose</td> </tr> <tr> <td data-bbox="261 869 513 932">Jet/Cruise Missile</td> <td data-bbox="513 869 727 932">Directly at you</td> <td data-bbox="727 869 1125 932">Slightly above aerial platforms nose</td> </tr> <tr> <td data-bbox="261 932 513 995">Helicopter/UAV</td> <td data-bbox="513 932 727 995">Crossing</td> <td data-bbox="727 932 1125 995">One-half football field in front of nose</td> </tr> <tr> <td data-bbox="261 995 513 1058">Helicopter/UAV</td> <td data-bbox="513 995 727 1058">Directly at you</td> <td data-bbox="727 995 1125 1058">Slightly above helicopter/UAV body</td> </tr> <tr> <td data-bbox="261 1058 513 1121">Helicopter/UAV</td> <td data-bbox="513 1058 727 1121">Hovering</td> <td data-bbox="727 1058 1125 1121">Slightly above helicopter/UAV body</td> </tr> <tr> <td data-bbox="261 1121 513 1150"></td> <td data-bbox="513 1121 727 1150"></td> <td data-bbox="727 1121 1125 1150"></td> </tr> </tbody> </table> <p data-bbox="224 1224 1182 1253">i. Evaluate situation and move unit position as directed by the unit commander.</p> <p data-bbox="175 1283 1110 1344"><b>*2.</b> Direct small arms air defense measures against hostile aerial platforms not attacking a moving target.</p> <ul style="list-style-type: none"> <li data-bbox="224 1362 526 1392">a. Give air attack alarm.</li> <li data-bbox="224 1411 1198 1472">b. Disperse vehicles laterally and in-depth, or vehicle operators continue to move the unit.</li> <li data-bbox="224 1491 1198 1581">c. Move vehicles to covered, concealed positions. All personnel not assigned crew-served weapons dismount and prepare to engage the aircraft or increase dispersion.</li> <li data-bbox="224 1600 816 1629">d. Engage nonattacking aircraft only as directed.</li> <li data-bbox="224 1648 732 1677">e. Visually identify threat aerial platforms.</li> <li data-bbox="224 1696 938 1726">f. Report all aerial platform actions to higher headquarters.</li> <li data-bbox="224 1745 745 1774">g. Senior leader orders the unit to engage.</li> <li data-bbox="224 1793 943 1822">h. Engage the aerial platforms with all available small arms.</li> <li data-bbox="224 1841 865 1871">i. Reload weapons following engagement of aircraft.</li> </ul>	Type Aerial Platforms	Course	Aim Point	Jet/Cruise Missile	Crossing	Two football fields in front of aerial platform's nose	Jet/Cruise Missile	Overhead	Two football fields in front of aerial platform's nose	Jet/Cruise Missile	Directly at you	Slightly above aerial platforms nose	Helicopter/UAV	Crossing	One-half football field in front of nose	Helicopter/UAV	Directly at you	Slightly above helicopter/UAV body	Helicopter/UAV	Hovering	Slightly above helicopter/UAV body					
Type Aerial Platforms	Course	Aim Point																								
Jet/Cruise Missile	Crossing	Two football fields in front of aerial platform's nose																								
Jet/Cruise Missile	Overhead	Two football fields in front of aerial platform's nose																								
Jet/Cruise Missile	Directly at you	Slightly above aerial platforms nose																								
Helicopter/UAV	Crossing	One-half football field in front of nose																								
Helicopter/UAV	Directly at you	Slightly above helicopter/UAV body																								
Helicopter/UAV	Hovering	Slightly above helicopter/UAV body																								

TASK STEPS AND PERFORMANCE MEASURES	GO	NO-GO
<p><b>*3.</b> Direct combined arms air defense measures against aerial platforms attacking stationary unit.</p> <ul style="list-style-type: none"> <li>a. Give air attack alarm.</li> <li>b. All available personnel immediately engage attacking aerial platforms per tactical standing operating procedures (TSOP).</li> <li>c. Reload weapons following the engagement.</li> <li>d. Personnel assigned observation posts continue to scan their assigned sectors.</li> <li>e. Report any aircraft action to higher headquarters.</li> <li>f. Report casualties to higher headquarters.</li> <li>g. Evaluate situation and move unit position as directed by the tactical situation or TSOP.</li> </ul> <p><b>*4.</b> Direct small unit air defense measures during convoy movement.</p> <ul style="list-style-type: none"> <li>a. Alert vehicle commanders of impending attack.</li> <li>b. Disperse vehicles, alternately, to shoulders on the road (off road, if possible). Turn to covered, concealed position if terrain permits.</li> <li>c. Maintain vehicle intervals or increase interval or dispersion. Use evasive driving techniques.</li> <li>d. Dismount and take up firing positions.</li> <li>e. Prepare personnel to fire on orders of the senior individual present or automatically return fire (per engagement procedures) if an aircraft is attacking.</li> <li>f. Identify the aerial platforms.</li> <li>g. Engage the aerial platforms with all available small arms (rifles and machine guns).</li> <li>h. Reload weapons following the attack.</li> <li>i. Report attack to higher headquarters.</li> <li>j. Report casualties to higher headquarters.</li> </ul>		

TASK PERFORMANCE / EVALUATION SUMMARY BLOCK							
ITERATION	1	2	3	4	5	M	TOTAL
TOTAL TASK STEPS EVALUATED							
TOTAL TASK STEPS "GO"							
TRAINING STATUS "GO"/"NO-GO"							

\* indicates a leader task step.

SUPPORTING INDIVIDUAL TASKS

Task Number	Task Title	References
071-008-0007(SL1)	Engage Targets With an M16A1 or M16A2 Rifle Using an AN/PAS-13 Series Thermal Sight	STP 21-1-SMCT
071-010-0006(SL1)	Engage Targets With an M249 Machine Gun	STP 21-1-SMCT
071-022-0003(SL1)	Load a Caliber .50 M2 Machine Gun	STP 21-1-SMCT

## SUPPORTING INDIVIDUAL TASKS

Task Number	Task Title	References
071-100-0003(SL1)	Engage Targets With an M4 or M4A1 Carbine	STP 21-1-SMCT
071-100-0006(SL1)	Load an M4 or M4A1 Carbine	STP 21-1-SMCT
071-312-4027(SL1)	Load an M249 Machine Gun	STP 21-1-SMCT
071-313-3454(SL1)	Engage Targets With a Caliber .50 M2 Machine Gun	STP 21-1-SMCT
071-315-2308(SL1)	Engage Targets With an M16A1 or M16A2 Rifle Using a Night Vision Sight AN/PVS-4	STP 21-1-SMCT
071-326-0513(SL1)	Select Temporary Fighting Positions	STP 21-1-SMCT
071-326-3013(SL3)	Conduct a Tactical Road March	STP 21-24-SMCT
071-331-0804(SL1)	Perform Surveillance Without the Aid of Electronic Devices	STP 21-1-SMCT
071-410-0019(SL3)	Control Organic Fires	STP 21-24-SMCT
113-637-2001(SL1)	Communicate Via a Tactical Radio	STP 21-1-SMCT
441-091-2000(SL2)	Defend Against Air Attack (Active)	STP 21-24-SMCT
805C-PAD-2060(SL2)	Report Casualties	STP 21-24-SMCT
850-001-2000(SL2)	Employ Accident Prevention Measures and Risk Management Process	STP 21-24-SMCT
850-001-3001(SL3)	Control Mission Safety Hazard	STP 21-24-SMCT
850-001-4001(SL4)	Integrate Risk Management Into Platoon	STP 21-24-SMCT

SUPPORTING COLLECTIVE TASKS: None

## OPFOR TASKS AND STANDARDS

**TASK: Conduct Air Attacks (34-OPFOR-1006)**

**CONDITION:** Opposing force (OPFOR) elements in the rear area have forwarded the coordinates of enemy facilities and elements. OPFOR aircraft have been dispatched to attack enemy installations or convoys.

**STANDARD:** Locate support sites, command and control facilities, and/or convoys. Conduct attack runs on designated targets. Enemy equipment, supplies, and vehicles are destroyed and enemy personnel are killed.

**TASK: Conduct Aerial Reconnaissance (34-OPFOR-1007)**

**CONDITION:** OPFOR HQ requires intelligence on the location and identification of enemy elements. Aircraft is dispatched to take photographs and conduct a visual inspection of enemy area.

**STANDARD:** Locate and photograph enemy positions in assigned sectors, including support and storage bases and command and control facilities. Visual checks are conducted when possible. The enemy is not engaged. Priority intelligence requests and other information requirements (IRs) are reported to OPFOR HQ.

**TASK: Conduct Electronic Warfare (34-OPFOR-1012)**

**CONDITION:** OPFOR employs collection and direction-finding assets (ground and air) to monitor and locate enemy forces.

**STANDARD:** Locate the positions of enemy command, intelligence, and logistics units. Forward the locations of the positions to OPFOR headquarters. Use jamming signals against enemy radio receivers. Monitor enemy radio networks and report all information of intelligence value to OPFOR HQ.



**TASK: Disrupt Enemy Movement and Operations Using Tactical Nuclear Weapons (34-OPFOR-1002)**

**CONDITION:** Orders have been received to use tactical nuclear weapons in the enemy's rear area. Key locations have been identified.

**STANDARD:** Tactical nuclear missiles are delivered on target. Movement of equipment and supplies is disrupted or delayed to forward areas. Enemy equipment and supplies are destroyed. A high rate of nuclear casualties is inflicted among enemy troops.

**TASK: Attack (34-OPFOR-1010)**

**CONDITION:** Enemy rear area support base has been located. PIRs and other IRs have been obtained by OPFOR patrols. Element has automatic and antiarmor weapons, and light mortars. Element is approximately the size of two platoons.

**STANDARD:** An attack plan is developed. An attack is initiated using a scheme of maneuver that exploits enemy flanks, gaps, and weaknesses. Covered and concealed routes are used to approach enemy areas. Employ indirect fire to support attack. Penetrate enemy defenses. Destroy equipment and supplies, inflict casualties, isolate the support base, and block reinforcements. The enemy unit is forced to displace.

**TASK: Maintain Contact (34-OPFOR-1011)**

**CONDITION:** OPFOR element is tactically engaged with enemy base defense forces. Enemy forces are withdrawing under pressure.

**STANDARD:** Decisively engage the enemy forces. As the enemy withdraws, the unit or force advances, maintaining contact.

**TASK: Disrupt Enemy Movement and Operations Using Persistent and Nonpersistent Chemical Weapons (34-OPFOR-1001)**

**CONDITION:** Conventional artillery weapons or aircraft are available to deliver chemical weapons. Routes and key bases in the rear area have been selected.

**STANDARD:** Chemical agents are delivered into targeted areas. The movement of enemy supplies and equipment to forward areas is delayed by disrupting command and control systems. Enemy movement is successfully channeled into predesignated ambush areas. Enemy supplies and equipment are contaminated. A high rate of casualties is inflicted on enemy forces.

**ELEMENTS:** Company Headquarters  
 Operations Platoon Headquarters  
 DS Company MI Battalion

**TASK: Treat Casualties (08-2-0003.34-0001)**

(FM 4-25.11) (AR 350-1) (AR 600-8-1)  
 (FM 3-11.4) (FM 3-5) (STP 21-1-SMCT)  
 (STP 21-24-SMCT)

**ITERATION:** 1 2 3 4 5 M (Circle)

**COMMANDER/LEADER ASSESSMENT:** T P U (Circle)

**CONDITIONS:** The unit has sustained casualties and has no organic medical treatment personnel. Threat force contact has been broken. Soldiers are wounded and may have chemical contamination or nonbattle injuries. Some unit members are assigned the additional duty of combat lifesavers. Unit personnel are performing first aid (self-aid/buddy aid) treatment, and combat lifesavers are providing enhanced first aid treatment until medical treatment personnel arrive. This task is performed simultaneously with other reorganization tasks. Higher headquarters tactical standing operating procedures (TSOP) and operation order (OPORD) are available. Simplified collective-protective equipment is on hand and/or field expedient and natural shelters are available. Some iterations of this task should be performed in mission-oriented protective posture level 4 (MOPP4).

**Note:** This task should not be trained in MOPP4 except when treating nuclear, biological, and chemical (NBC) casualties.

**TASK STANDARDS:** Unit personnel provide first aid treatment for casualties in accordance with FM 4-25.11 and combat lifesaver certification standards. In MOPP4, performance degradation factors increase the time required to provide treatment and limits the type of treatment provided.

TASK STEPS AND PERFORMANCE MEASURES	GO	NO-GO
<p>*1. Supervise first aid treatment of casualties.</p> <ul style="list-style-type: none"> <li>a. Develop treatment plan.</li> <li>b. Monitor treatment and ensure all casualties are treated.</li> <li>c. Direct employment of combat lifesavers to treat casualties.</li> <li>d. Report casualties.</li> <li>e. Coordinate replenishment of class VIII supplies with higher headquarters logistics element.</li> <li>f. Direct distribution of class VIII supplies and equipment.</li> <li>g. Enforce quality control procedures for class VIII items issued to unit elements.</li> </ul> <p>2. Survey casualties.</p> <ul style="list-style-type: none"> <li>a. Check for responsiveness.</li> <li>b. Check for breathing.</li> <li>c. Check for bleeding.</li> <li>d. Check for head injury.</li> <li>e. Check for shock.</li> </ul>		

TASK STEPS AND PERFORMANCE MEASURES	GO	NO-GO
<ul style="list-style-type: none"> <li>f. Check for fractures, including cervical spine and back fractures.</li> <li>g. Check for burns.</li> <li>3. Administer lifesaving first aid treatment.               <ul style="list-style-type: none"> <li>a. Clear all objects from throat of casualty.</li> <li>b. Use jaw thrust method to open airway if cervical spine injury is suspected.</li> <li>c. Perform mouth-to-mouth resuscitation to restore casualty's breathing.</li> </ul> </li> <li>4. Control hemorrhage.               <ul style="list-style-type: none"> <li>a. Apply dressing and bandages.</li> <li>b. Apply manual direct pressure to wound.</li> <li>c. Elevate extremities.</li> <li>d. Apply pressure dressing to wound. Apply tourniquet as last resort.</li> </ul> </li> <li>5. Dress wounds.               <ul style="list-style-type: none"> <li>a. Apply occlusive dressing to an open chest wound, if possible.</li> <li>b. Apply dressing to an open abdominal wound.</li> <li>c. Apply dressing to an open head wound.</li> </ul> </li> <li>6. Splint suspected fractures.               <ul style="list-style-type: none"> <li>a. Employ available materials to splint injury.</li> <li>b. Splint fracture in position found.</li> <li>c. Restrict movement of extremities.</li> <li>d. Check circulation for impairment.</li> </ul> </li> <li>7. Provide first aid treatment to casualties with burns.               <ul style="list-style-type: none"> <li>a. Extinguish thermal burn agent(s).</li> <li>b. Remove chemical burn agent(s).</li> <li>c. Eliminate electrical burn source.</li> <li>d. Uncover burn unless stuck to clothing or a chemical environment exists.</li> <li>e. Apply field dressing, if appropriate.</li> </ul> </li> <li>8. Provide first aid treatment for environmental injuries.               <ul style="list-style-type: none"> <li>a. Administer treatment for heat injuries.</li> <li>b. Administer first aid for frostbite.</li> </ul> </li> <li>9. Provide first aid treatment for chemical casualties.               <ul style="list-style-type: none"> <li>a. Take immediate protective steps to protect self and warn others.</li> <li>b. Protect casualty from further contamination.</li> <li>c. Administer nerve agent antidote.</li> <li>d. Administer convulsant antidote for nerve agent, if required.</li> <li>e. Decontaminate casualty, if necessary.</li> </ul> </li> </ul>		

TASK STEPS AND PERFORMANCE MEASURES	GO	NO-GO
<p><b>10.</b> Prevent shock.</p> <ul style="list-style-type: none"> <li>a. Position casualty in the correct antishock position.</li> <li>b. Loosen clothing and equipment.</li> <li>c. Prevent casualty from chilling or overheating.</li> <li>d. Calm casualty by reassurance.</li> </ul> <p><b>11.</b> Unit combat lifesavers perform enhanced first aid treatment.</p> <ul style="list-style-type: none"> <li>a. Evaluate casualty for condition and type of treatment needed.</li> <li>b. Measure casualty's vital signs.</li> <li>c. Insert oropharyngeal airway in an unconscious casualty.</li> <li>d. Apply a splint to a fractured limb.</li> <li>e. Administer first aid to chemical agent casualties.</li> <li>f. Initiate an intravenous infusion for hypovolemic shock.</li> <li>g. Identify environmental injuries.</li> <li>h. Treat environmental injuries.</li> <li>i. Manage battle fatigue casualties.</li> </ul>		

TASK PERFORMANCE / EVALUATION SUMMARY BLOCK							
ITERATION	1	2	3	4	5	M	TOTAL
TOTAL TASK STEPS EVALUATED							
TOTAL TASK STEPS "GO"							
TRAINING STATUS "GO"/"NO-GO"							

\* indicates a leader task step.

**SUPPORTING INDIVIDUAL TASKS**

Task Number	Task Title	References
081-831-0101(SL2)	Request Medical Evacuation	STP 21-24-SMCT
081-831-1000(SL1)	Evaluate a Casualty	STP 21-1-SMCT
081-831-1003(SL1)	Perform First Aid to Clear an Object Stuck in the Throat of a Conscious Casualty	STP 21-1-SMCT
081-831-1005(SL1)	Perform First Aid to Prevent or Control Shock	STP 21-1-SMCT
081-831-1007(SL1)	Perform First Aid for Burns	STP 21-1-SMCT
081-831-1008(SL1)	Perform First Aid for Heat Injuries	STP 21-1-SMCT
081-831-1025(SL1)	Perform First Aid for an Open Abdominal Wound	STP 21-1-SMCT
081-831-1026(SL1)	Perform First Aid for an Open Chest Wound	STP 21-1-SMCT
081-831-1032(SL1)	Perform First Aid for Bleeding of an Ex-tremity	STP 21-1-SMCT
081-831-1033(SL1)	Perform First Aid for an Open Head Wound	STP 21-1-SMCT
081-831-1034(SL1)	Perform First Aid for a Suspected Fracture	STP 21-1-SMCT
081-831-1042(SL1)	Perform Mouth-to-Mouth Resuscitation	STP 21-1-SMCT
081-831-1044(SL1)	Perform First Aid for Nerve Agent Injury	STP 21-1-SMCT
081-831-1045(SL1)	Perform First Aid for Cold Injuries	STP 21-1-SMCT

SUPPORTING INDIVIDUAL TASKS

Task Number	Task Title	References
081-831-1046(SL1)	Transport a Casualty	STP 21-1-SMCT
081-831-1054(SL2)	Evacuate Casualties	STP 21-24-SMCT
805C-PAD-2060(SL2)	Report Casualties	STP 21-24-SMCT
850-001-2000(SL2)	Employ Accident Prevention Measures and Risk Management Process	STP 21-24-SMCT
850-001-3001(SL3)	Control Mission Safety Hazard	STP 21-24-SMCT
850-001-4001(SL4)	Integrate Risk Management Into Platoon	STP 21-24-SMCT

SUPPORTING COLLECTIVE TASKS: None

OPFOR TASKS AND STANDARDS

**TASK: Disrupt Enemy Movement and Operations Using Persistent and Nonpersistent Chemical Weapons (34-OPFOR-1001)**

**CONDITION:** Conventional artillery weapons or aircraft are available to deliver chemical weapons. Routes and key bases in the rear area have been selected.

**STANDARD:** Chemical agents are delivered into targeted areas. The movement of enemy supplies and equipment to forward areas is delayed by disrupting command and control systems. Enemy movement is successfully channeled into predesignated ambush areas. Enemy supplies and equipment are contaminated. A high rate of casualties is inflicted on enemy forces.

**TASK: Disrupt Enemy Movement and Operations Using Tactical Nuclear Weapons (34-OPFOR-1002)**

**CONDITION:** Orders have been received to use tactical nuclear weapons in the enemy's rear area. Key locations have been identified.

**STANDARD:** Tactical nuclear missiles are delivered on target. Movement of equipment and supplies is disrupted or delayed to forward areas. Enemy equipment and supplies are destroyed. A high rate of nuclear casualties is inflicted among enemy troops.

**TASK: Disrupt Friendly Defensive Operations (34-OPFOR-1014)**

**CONDITION:** Friendly forces are establishing local defensive positions and obstacles. The opposing force (OPFOR) element receives orders to harass and disrupt these efforts. OPFOR has offensive air support and nuclear, biological, and chemical (NBC) weapons available.

**STANDARD:** OPFOR element locates and penetrates friendly positions and causes a halt or disruption in work being completed on defenses.

**TASK: Breach an Obstacle (34-OPFOR-1015)**

**CONDITION:** OPFOR lead element encounters an obstacle blocking its avenue of approach as it advances toward friendly forces.

**STANDARD:** OPFOR lead element breaches the obstacle before the OPFOR main body reaches the site.

**TASK: Counter Passage of Lines (34-OPFOR-1016)**

**CONDITION:** Friendly units are in defense positions but are expected to attempt a passage of lines. Friendly forces have close air support and NBC capabilities. The OPFOR element receives orders to disrupt the friendly passage of lines.

**STANDARD:** The friendly force passage of lines is delayed by the OPFOR element for a minimum of 2 hours.

**TASK: Conduct Terrorist and Saboteur Attacks (34-OPFOR-1013)**

**CONDITION:** OPFOR dispatches small team(s) into enemy rear area to disrupt support operations.

**STANDARD:** Locate rear support bases and command and control facilities. Rear area support operations are delayed and disrupted. Rear area bases are infiltrated to conduct sabotage and terrorist activities. Supplies and equipment are destroyed and casualties are inflicted.

**TASK: Conduct Raid (34-OPFOR-1009)**

**CONDITION:** OPFOR element has occupied an objective rally point and has orders to conduct a raid on a rear area base.

**STANDARD:** Surprise the enemy forces. Assault enemy support base and accomplish assigned tasks. Specified equipment and supplies are destroyed. Decisive engagement is avoided. All personnel are withdrawn from the area within the prescribed time. The collected intelligence data satisfies the priority intelligence requirements (PIRs).

**ELEMENTS:** DS Company MI Battalion  
 Company Headquarters  
 Operations Platoon Headquarters

**TASK: Transport Casualties (08-2-C316.34-0001)**

(FM 4-02)	(AR 385-10)	(AR 600-8-1)
(FM 3-0)	(FM 12-6)	(FM 4-25.11)
(FM 3-11.4)	(FM 3-5)	(FM 3-21.38)

**ITERATION:** 1 2 3 4 5 M (Circle)

**COMMANDER/LEADER ASSESSMENT:** T P U (Circle)

**CONDITIONS:** Unit personnel are wounded and some may be chemically contaminated. Threat force contact has been broken. Unit defenses have been reorganized. Casualties are transported from defensive positions to designated casualty collection points. All methods of transport are employed. Some wounded enemy prisoners of war (EPWs) casualties may require transport. This task is performed simultaneously with other reorganization tasks. The tactical standing operating procedures (TSOP) and higher headquarters operation order (OPORD) are available. Simplified collective-protective equipment is on hand and/or field expedient and natural shelters are available. Some iterations of this task should be performed in mission-oriented protective posture level 4 (MOPP4).

**TASK STANDARDS:** Casualties are transported as soon as the tactical situation permits in accordance with the TSOP, OPORD, the provisions of the Geneva convention, and FM 4-02-16. At MOPP4, performance degradation factors increase the time required to transport casualties.

TASK STEPS AND PERFORMANCE MEASURES	GO	NO-GO
<p>*1. Supervise transport of casualties.</p> <ul style="list-style-type: none"> <li>a. Monitor casualty transport operations for compliance with FM 4-02 and TSOP.</li> <li>b. Identify casualty collection points.</li> <li>c. Identify transport requirements.</li> <li>d. Supervise preparation of casualties for transport.</li> <li>e. Coordinate transport of casualties from unit area with higher headquarters personnel element in accordance with FM 4-02 and TSOP.</li> <li>f. Coordinate security requirements for the pickup site with subelements and higher headquarters operations element.</li> <li>g. Disseminate transport information to unit personnel.</li> <li>h. Forward casualty feeder report and witness statements to higher headquarters personnel element in accordance with FM 12-6 and TSOP.</li> </ul> <p>2. Prepare casualties for transport.</p> <ul style="list-style-type: none"> <li>a. Provide first aide treatment to casualties.</li> <li>b. Report casualties, as required.</li> <li>c. Collect classified documents such as signal operating instructions(SOI)/signal supplemental instructions(SSi), maps, overlays, and key lists.</li> <li>d. Secure custody of organizational equipment in accordance with TSOP.</li> <li>e. Forward casualty feeder reports to unit headquarters in accordance with TSOP.</li> </ul>		

TASK STEPS AND PERFORMANCE MEASURES	GO	NO-GO
<p>3. Transport casualties to casualty collection points using manual carries.</p> <ul style="list-style-type: none"> <li>a. Select type of manual carry appropriate to situation and injury.</li> <li>b. Transport casualty without causing further injury in accordance with FM 4-02.</li> </ul> <p>4. Transport casualties to casualty collection points using litter carries.</p> <ul style="list-style-type: none"> <li>a. Identify litter team(s).</li> <li>b. Construct improvised litter from available material, as required.</li> <li>c. Secure casualty on litter.</li> <li>d. Transport casualty without causing further injury in accordance with FM 4-02.</li> </ul> <p>5. Transport casualties to a medical treatment facility using available vehicles.</p> <ul style="list-style-type: none"> <li>a. Load maximum number of casualties in accordance with FM 4-02.</li> <li>b. Secure casualties in vehicle.</li> <li>c. Transport casualties without causing further injury in accordance with FM 4-02.</li> </ul> <p>6. Request aero-medical evacuation.</p> <ul style="list-style-type: none"> <li>a. Transmit request in accordance with FM 4-02, OPORD, and TSOP.</li> <li>b. Select landing site, which provides sufficient space for helicopter hover, landing, and takeoff, in accordance with FM 4-02 and FM 3-21.38.</li> <li>c. Supervise removal of all dangerous objects likely to be blown about prior to aircraft arrival.</li> <li>d. Supervise security of landing site in accordance with the TSOP.</li> </ul> <p>7. Assist in loading ambulance.</p> <ul style="list-style-type: none"> <li>a. Employ proper carrying and loading techniques in accordance with FM 4-02.</li> <li>b. Load casualties in the sequence directed by crew.</li> <li>c. Load casualties without causing unnecessary discomfort.</li> <li>d. Employ safety procedures in accordance with AR 385-10, FM 4-02, and TSOP.</li> <li>e. Employ environmental protection procedures in accordance with AR 200-1 and TSOP.</li> </ul> <p>8. Transport chemically contaminated casualties.</p> <ul style="list-style-type: none"> <li>a. Assume MOPP4.</li> <li>b. Mark contaminated casualties in accordance with the TSOP.</li> <li>c. Notify supporting medical treatment facility (MTF) that contaminated casualties are en route to their location.</li> <li>d. Transport casualties directly to a designated decontamination and treatment station.</li> <li>e. Protect casualties from further contamination during transport.</li> </ul>		



TASK STEPS AND PERFORMANCE MEASURES	GO	NO-GO
<b>9.</b> Transport EPW casualties. <ul style="list-style-type: none"> <li>a. Maintain security of EPW casualties in accordance with TSOP.</li> <li>b. Search EPW casualties for weapons and ordinance prior to evacuation.</li> <li>c. Transport EPW casualties in accordance with the provisions of the Geneva convention and the TSOP.</li> </ul>		

TASK PERFORMANCE / EVALUATION SUMMARY BLOCK							
ITERATION	1	2	3	4	5	M	TOTAL
TOTAL TASK STEPS EVALUATED							
TOTAL TASK STEPS "GO"							
TRAINING STATUS "GO"/"NO-GO"							

\* indicates a leader task step.

**SUPPORTING INDIVIDUAL TASKS**

Task Number	Task Title	References
031-503-1015(SL1)	Protect Yourself From NBC Injury/ Contamination with the Appropriate Mission-Oriented Protective Posture (MOPP) Gear	STP 21-1-SMCT
031-503-1023(SL2)	Protect Yourself From NBC Injury/ Contamination When Changing Mission-Oriented Protective Posture (MOPP) Gear	STP 21-24-SMCT
031-503-1035(SL1)	Protect Yourself From Chemical/Biological Contamination Using Your Assigned Protective Mask	STP 21-1-SMCT
031-503-3008(SL2)	Implement Mission-Oriented Protective Posture	STP 21-24-SMCT
081-831-0101(SL2)	Request Medical Evacuation	STP 21-24-SMCT
081-831-1000(SL1)	Evaluate a Casualty	STP 21-1-SMCT
081-831-1046(SL1)	Transport a Casualty	STP 21-1-SMCT
081-831-1054(SL2)	Evacuate Casualties	STP 21-24-SMCT
191-376-4102(SL2)	Escort EPW/CI to Rear Areas	STP 21-24-SMCT
441-091-2000(SL2)	Defend Against Air Attack (Active)	STP 21-24-SMCT
441-091-3000(SL3)	Supervise the Implementation of Air Defense Measures	STP 21-24-SMCT
805C-PAD-2060(SL2)	Report Casualties	STP 21-24-SMCT
850-001-2000(SL2)	Employ Accident Prevention Measures and Risk Management Process	STP 21-24-SMCT
850-001-3001(SL3)	Control Mission Safety Hazard	STP 21-24-SMCT
850-001-4001(SL4)	Integrate Risk Management Into Platoon	STP 21-24-SMCT

SUPPORTING COLLECTIVE TASKS: None

**OPFOR TASKS AND STANDARDS**

**TASK: Conduct Hasty Ambush (34-OPFOR-1003)**

**CONDITION:** Opposing force (OPFOR) element is moving in a concealed area when an enemy element is reported moving along an adjacent route.

**STANDARD:** The ambush site is prepared before the arrival of the enemy element. The enemy force is surprised and casualties are inflicted within the designated kill zone. Delay enemy march element from reaching its specified destination. Withdraw, on order, within 2 minutes of ambush initiation. Report results of mission to headquarters.

**TASK: Disrupt Enemy Movement and Operations Using Tactical Nuclear Weapons (34-OPFOR-1002)**

**CONDITION:** Orders have been received to use tactical nuclear weapons in the enemy's rear area. Key locations have been identified.

**STANDARD:** Tactical nuclear missiles are delivered on target. Movement of equipment and supplies is disrupted or delayed to forward areas. Enemy equipment and supplies are destroyed. A high rate of nuclear casualties is inflicted among enemy troops.

**TASK: Conduct Terrorist and Saboteur Attacks (34-OPFOR-1013)**

**CONDITION:** OPFOR dispatches small team(s) into enemy rear area to disrupt support operations.

**STANDARD:** Locate rear support bases and command and control facilities. Rear area support operations are delayed and disrupted. Rear area bases are infiltrated to conduct sabotage and terrorist activities. Supplies and equipment are destroyed and casualties are inflicted.

**TASK: Disrupt Friendly Defensive Operations (34-OPFOR-1014)**

**CONDITION:** Friendly forces are establishing local defensive positions and obstacles. OPFOR element receives orders to harass and disrupt these efforts. OPFOR has offensive air support and nuclear, biological, and chemical (NBC) weapons available.

**STANDARD:** OPFOR element locates and penetrates friendly positions and causes a halt or disruption in work being completed on defenses.

**TASK: Breach an Obstacle (34-OPFOR-1015)**

**CONDITION:** OPFOR lead element encounters an obstacle blocking its avenue of approach as it advances toward friendly forces.

**STANDARD:** OPFOR lead element breaches the obstacle before the OPFOR main body reaches the site.

**TASK: Disrupt Enemy Movement and Operations Using Persistent and Nonpersistent Chemical Weapons (34-OPFOR-1001)**

**CONDITION:** Conventional artillery weapons or aircraft are available to deliver chemical weapons. Routes and key bases in the rear area have been selected.

**STANDARD:** Chemical agents are delivered into targeted areas. The movement of enemy supplies and equipment to forward areas is delayed by disrupting command and control systems. Enemy movement is successfully channeled into predesignated ambush areas. Enemy supplies and equipment are contaminated. A high rate of casualties is inflicted on enemy forces.

**TASK: Conduct Deliberate Ambush (34-OPFOR-1004)**

**CONDITION:** OPFOR element is operating along an enemy major supply route. Intelligence has reported an enemy convoy approaching the element. Headquarters has ordered complete destruction of the march element. The march element is approximately 15 minutes from the ambush point. OPFOR element possesses automatic weapons, antiarmor weapons, and command-detonated mines.

**STANDARD:** Prepare ambush site before arrival of enemy convoy. Surprise enemy forces. Force enemy march element to halt in kill zone. Kill, wound, or capture enemy personnel and destroy all vehicles and equipment. Consolidate and withdraw from the area on order. Results of the mission are reported to headquarters.

**ELEMENTS:** Company Headquarters  
Operations Platoon Headquarters

**TASK: Conduct Battlefield Stress Reduction and Prevention Procedures (08-2-R303.34-0001)**

(FM 22-51)  
(FM 3-11.4)

(DA Pam 600-63-10)  
(FM 3-5)

(FM 22-51)

**ITERATION:** 1 2 3 4 5 M (Circle)

**COMMANDER/LEADER ASSESSMENT:** T P U (Circle)

**CONDITIONS:** Combat health support operations have commenced. Unit personnel are deployed in support of higher headquarters operations. The unit's sleep plan and standing operating procedures (SOP) to manage battle fatigue have been developed. Personnel have been cross trained on critical tasks. Operations are continuous over a prolonged period of time causing stressful situations for personnel. The commander has directed that battlefield stress management procedures be implemented. Simplified collective-protective equipment is on hand and/or field expedient and natural shelters are available.

**Note:** Because of the technical knowledge and skills required to perform some military occupational specialty specific tasks, caution must be exercised when cross training personnel. For instance, nonmedical personnel cannot be cross trained to perform military occupational specialty-specific medical tasks. Some iterations of this task should be performed in mission-oriented protective posture level 4 (MOPP4).

**TASK STANDARDS:** Unit applies techniques to counter battlefield stress. At MOPP4, performance degradation factors increase the need for stress prevention implementation.

TASK STEPS AND PERFORMANCE MEASURES	GO	NO-GO
<p><b>*1.</b> Perform stress prevention leader actions.</p> <ul style="list-style-type: none"> <li>a. Issue warning orders (WARNOs), operation orders (OPORDs), and fragmentary orders (FRAGOs) to the lowest possible level.</li> <li>b. Provide soldiers an accurate assessment of the friendly and enemy situation.</li> <li>c. Brief leader's intention to all unit personnel.</li> <li>d. Speak positively concerning the unit's missions, purpose, and abilities.</li> <li>e. Encourage a positive attitude throughout the unit.</li> <li>f. Institute an information dissemination plan designed to quell and prevent rumors.</li> <li>g. Inform personnel of availability of religious support.</li> </ul> <p><b>*2.</b> Implement sleep plan.</p> <ul style="list-style-type: none"> <li>a. Provide a safe and secure area away from vehicles and other high noise activities.</li> <li>b. Adjust the sleep plan as dictated by tactical situation.</li> <li>c. Enforce the sleep plan in accordance with the TSOP.</li> </ul> <p><b>*3.</b> Implement task rotation or restructuring procedures.</p> <ul style="list-style-type: none"> <li>a. Alternate cross-trained unit personnel on critical tasks, as required.</li> <li>b. Rotate unit personnel between demanding and nondemanding tasks.</li> </ul>		

TASK STEPS AND PERFORMANCE MEASURES	GO	NO-GO
<ul style="list-style-type: none"> <li>c. Assign two soldiers to function independently on tasks requiring a high degree of accuracy.</li> <li>d. Adjust task rotation policies and procedures to the tactical situation.</li> <li>*4. Implement stress coping and management techniques.                             <ul style="list-style-type: none"> <li>a. Integrate new members into the unit immediately.</li> <li>b. Assist soldiers in resolving home front problems.</li> <li>c. Implement a buddy system to observe signs of stress or battle fatigue among soldiers and leaders.</li> <li>d. Provide instruction on relaxation techniques to all personnel prior to deployment.</li> <li>e. Conduct after-action debriefings.</li> <li>f. Schedule a critical event debriefing after any especially traumatic event in accordance with FM 22-51.</li> <li>g. Conduct unit award, decoration, recognition, and memorial ceremonies.</li> </ul> </li> <li>*5. Implement stress-control techniques.                             <ul style="list-style-type: none"> <li>a. Implement a plan to deal with mildly stressed, seriously stressed, or battle fatigue cases.</li> <li>b. Assign soldiers showing signs of severe stress or battle fatigue to simple tasks.</li> <li>c. Direct personnel to be supportive of stressed or battle fatigue soldiers.</li> <li>d. Refer soldiers showing signs of serious stress or battle fatigue to supporting medical treatment facility for evaluation.</li> <li>e. Reintegrate "return-to-duty" soldiers into their specific element.</li> </ul> </li> <li>6. Employ stress prevention measures.                             <ul style="list-style-type: none"> <li>a. Maintain a positive attitude concerning the unit's mission, purpose, and abilities.</li> <li>b. Comply with commander's sleep plan.</li> <li>c. Identify other soldiers with signs of stress or battle fatigue.</li> <li>d. Provide immediate buddy aid support.</li> <li>e. Report signs of stress or battle fatigue in other soldiers to immediate supervisor.</li> <li>f. Accept new unit members immediately.</li> <li>g. Practice relaxation techniques at appropriate times and places.</li> <li>h. Participate in buddy systems and after-action debriefings.</li> </ul> </li> </ul>		

TASK PERFORMANCE / EVALUATION SUMMARY BLOCK							
ITERATION	1	2	3	4	5	M	TOTAL
TOTAL TASK STEPS EVALUATED							
TOTAL TASK STEPS "GO"							
TRAINING STATUS "GO"/"NO-GO"							

\* indicates a leader task step.

SUPPORTING INDIVIDUAL TASKS

Task Number	Task Title	References
071-326-5502(SL2)	Issue a Fragmentary Order	STP 21-24-SMCT
071-326-5503(SL2)	Issue a Warning Order	STP 21-24-SMCT
071-326-5505(SL2)	Issue an Oral Operation Order	STP 21-24-SMCT
805C-PAD-4595(SL4)	Supervise Cross-Leveling of Personnel	STP 21-24-SMCT
850-001-2000(SL2)	Employ Accident Prevention Measures and Risk Management Process	STP 21-24-SMCT
850-001-3001(SL3)	Control Mission Safety Hazard	STP 21-24-SMCT
850-001-4001(SL4)	Integrate Risk Management Into Platoon	STP 21-24-SMCT

SUPPORTING COLLECTIVE TASKS: None

OPFOR TASKS AND STANDARDS

**TASK: Disrupt Enemy Movement and Operations Using Persistent and Nonpersistent Chemical Weapons (34-OPFOR-1001)**

**CONDITION:** Conventional artillery weapons or aircraft are available to deliver chemical weapons. Routes and key bases in the rear area have been selected.

**STANDARD:** Chemical agents are delivered into targeted areas. The movement of enemy supplies and equipment to forward areas is delayed by disrupting command and control systems. Enemy movement is successfully channeled into predesignated ambush areas. Enemy supplies and equipment are contaminated. A high rate of casualties is inflicted on enemy forces.

**TASK: Conduct Air Attacks (34-OPFOR-1006)**

**CONDITION:** Opposing force (OPFOR) elements in the rear area have forwarded the coordinates of enemy facilities and elements. OPFOR aircraft have been dispatched to attack enemy installations or convoys.

**STANDARD:** Locate support sites, command and control facilities, and/or convoys. Conduct attack runs on designated targets. Enemy equipment, supplies, and vehicles are destroyed and enemy personnel are killed.

**ELEMENTS:** Company Headquarters  
 DS Company MI Battalion  
 Operations Platoon Headquarters

**TASK: Perform Field Sanitation Functions (08-2-R315.34-0001)**

(FM 21-10) (AR 385-10) (AR 40-5)  
 (FM 4-25.12) (FM 3-11.4) (FM 3-5)

**ITERATION:** 1 2 3 4 5 M (Circle)

**COMMANDER/LEADER ASSESSMENT:** T P U (Circle)

**CONDITIONS:** Health hazards exist that require field sanitation measures. The unit is in the field without permanent sanitation or water facilities. The commander has selected and trained the unit field sanitation team. The combat health support plans, tactical standing operating procedures (TSOP), and higher headquarters operation order (OPORD) are available. All required sanitation equipment is available. Field sanitation measures are continuous and are performed simultaneously with other operational tasks. Simplified collective-protective equipment is on hand and/or field expedient, and natural shelters are available. Some iterations of this task should be performed in mission-oriented protective posture level 4 (MOPP4).

**TASK STANDARDS:** Field sanitation measures are accomplished in accordance with the TSOP, OPORD, and FM 21-10. Field sanitation team performs field sanitation measures in accordance with the TSOP, FM 21-10, and commander's guidance. At MOPP4, only minimum essential sanitation activities are performed.

TASK STEPS AND PERFORMANCE MEASURES	GO	NO-GO
<p>*1. Commander directs field sanitation measures.</p> <ul style="list-style-type: none"> <li>a. Direct field sanitation activities to counter the medical threat.</li> <li>b. Monitor field sanitation activities for compliance with FM 21-10 and TSOP.</li> <li>c. Enforce individual field sanitation measures.</li> <li>d. Request assistance from the supporting preventive medicine element for sanitation problems that are beyond the expertise of the unit's field sanitation team in accordance with TSOP and OPORD.</li> <li>e. Correct field sanitation deficiencies.</li> <li>f. Report field sanitation deficiencies that cannot be corrected by unit personnel to the field sanitation team.</li> <li>g. Enforce safety procedures in accordance with AR 385-10 and TSOP.</li> <li>h. Enforce environmental protection procedures in accordance with AR 200-1 and TSOP.</li> </ul> <p>2. Field sanitation team supervises unit field sanitation measures.</p> <ul style="list-style-type: none"> <li>a. Maintain field sanitation basic load in accordance with AR 40-5 and FM 4-25.12.</li> <li>b. Supervise distribution of field sanitation basic load items in accordance with AR 40-5 and FM 4-25.12.</li> <li>c. Test unit water supply for required chlorine residual level in accordance with FM 4-25.12 and TSOP.</li> <li>d. Inspect water containers and trailers in accordance with FM 4-25.12 and TSOP.</li> </ul>		

TASK STEPS AND PERFORMANCE MEASURES	GO	NO-GO
<ul style="list-style-type: none"> <li>e. Monitor personnel to ensure use of personal protective measures against arthropods (skin, clothing, and bed net repellent) and rodents in accordance with applicable directives and commander's guidance.</li> <li>f. Conduct rodent surveys, as required.</li> <li>g. Monitor personnel for employment of correct hygiene measures.</li> <li>h. Monitor waste facilities and procedures for compliance with AR 40-5, FM 4-25.12, and TSOP as required.</li> <li>i. Inspect latrines and urinals in accordance with FM 4-25.12 and TSOP.</li> <li>j. Inspect liquid and solid waste disposal facilities to ensure compliance with AR 40-5, FM 4-25.12, and TSOP.</li> <li>k. Inspect hand washing devices in accordance with FM 4-25.12 and TSOP.</li> <li>l. Inspect transport, storage, preparation, and service of food for compliance with FM 4-25.12 and TSOP.</li> <li>m. Provide advice, recommendations, and training requirements to the commander.</li> <li>n. Enforce safety procedures in accordance with AR 385-10 and TSOP.</li> <li>o. Enforce environmental protection procedures in accordance with AR 200-1 and TSOP.</li> </ul> <p>3. Employ field sanitation measures.</p> <ul style="list-style-type: none"> <li>a. Maintain prescribed load of water purification materials in accordance with AR 40-5, FM 21-10, and TSOP.</li> <li>b. Prepare nonpotable water for personal use in accordance with FM 21-10 and TSOP.</li> <li>c. Consume only water designated as potable.</li> <li>d. Maintain latrines and hand-washing facilities in accordance with FM 21-10 and TSOP.</li> <li>e. Employ preventive measures against cold and heat injuries.</li> <li>f. Employ personal hygiene measures.</li> <li>g. Employ preventive measures against arthropod and rodent infestation, to include using skin, clothing, and bed net repellent.</li> <li>h. Report field sanitation deficiencies to the field sanitation team.</li> <li>i. Employ safety procedures in accordance with AR 385-10 and TSOP.</li> <li>j. Employ environmental protection procedures in accordance with AR 200-1 and TSOP.</li> </ul>		

TASK PERFORMANCE / EVALUATION SUMMARY BLOCK							
ITERATION	1	2	3	4	5	M	TOTAL
TOTAL TASK STEPS EVALUATED							
TOTAL TASK STEPS "GO"							
TRAINING STATUS "GO"/"NO-GO"							

\* indicates a leader task step.

## SUPPORTING INDIVIDUAL TASKS

Task Number	Task Title	References
081-831-1008(SL1)	Perform First Aid for Heat Injuries	STP 21-1-SMCT
081-831-1045(SL1)	Perform First Aid for Cold Injuries	STP 21-1-SMCT
081-831-1047(SL4)	Supervise the Implementation of Preventive Medicine Policies	STP 21-24-SMCT
081-831-1053(SL1)	Practice Individual Preventive Medicine Countermeasures	STP 21-1-SMCT
081-831-1055(SL4)	Ensure Unit Combat Lifesaver Requirements are Met	STP 21-24-SMCT
081-831-9000(SL2)	Implement Preventive Medicine Measures (PMM)	STP 21-24-SMCT
850-001-2000(SL2)	Employ Accident Prevention Measures and Risk Management Process	STP 21-24-SMCT
850-001-3001(SL3)	Control Mission Safety Hazard	STP 21-24-SMCT
850-001-4001(SL4)	Integrate Risk Management Into Platoon	STP 21-24-SMCT

SUPPORTING COLLECTIVE TASKS: None

## OPFOR TASKS AND STANDARDS

**TASK: Disrupt Enemy Movement and Operations Using Tactical Nuclear Weapons (34-OPFOR-1002)**

**CONDITION:** Orders have been received to use tactical nuclear weapons in the enemy's rear area. Key locations have been identified.

**STANDARD:** Tactical nuclear missiles are delivered on target. Movement of equipment and supplies is disrupted or delayed to forward areas. Enemy equipment and supplies are destroyed. A high rate of nuclear casualties is inflicted among enemy troops.

**TASK: Disrupt Enemy Movement and Operations Using Persistent and Nonpersistent Chemical Weapons (34-OPFOR-1001)**

**CONDITION:** Conventional artillery weapons or aircraft are available to deliver chemical weapons. Routes and key bases in the rear area have been selected.

**STANDARD:** Chemical agents are delivered into targeted areas. The movement of enemy supplies and equipment to forward areas is delayed by disrupting command and control systems. Enemy movement is successfully channeled into predesignated ambush areas. Enemy supplies and equipment are contaminated. A high rate of casualties is inflicted on enemy forces.

**TASK: Conduct Hasty Ambush (34-OPFOR-1003)**

**CONDITION:** Opposing force (OPFOR) element is moving in a concealed area when an enemy element is reported moving along an adjacent route.

**STANDARD:** The ambush site is prepared before the arrival of the enemy element. The enemy force is surprised and casualties are inflicted within the designated kill zone. Delay enemy march element from reaching its specified destination. Withdraw, on order, within 2 minutes of ambush initiation. Report results of mission to headquarters.



**TASK: Conduct Air Attacks (34-OPFOR-1006)**

**CONDITION:** OPFOR elements in the rear area have forwarded the coordinates of enemy facilities and elements. OPFOR aircraft have been dispatched to attack enemy installations or convoys.

**STANDARD:** Locate support sites, command and control facilities, and/or convoys. Conduct attack runs on designated targets. Enemy equipment, supplies, and vehicles are destroyed and enemy personnel are killed.

**TASK: Conduct Raid (34-OPFOR-1009)**

**CONDITION:** OPFOR element has occupied an objective rally point and has orders to conduct a raid on a rear area base.

**STANDARD:** Surprise the enemy forces. Assault enemy support base and accomplish assigned tasks. Specified equipment and supplies are destroyed. Decisive engagement is avoided. All personnel are withdrawn from the area within the prescribed time. The collected intelligence data satisfies the priority intelligence requirements (PIRs).

**ELEMENTS:** Company Headquarters  
Operations Platoon Headquarters

**TASK: Perform Unit Graves Registration (GRREG) Operations (10-2-C318.34-0001)**  
(FM 3-11.4) (FM 3-5)

**ITERATION:** 1 2 3 4 5 M (Circle)

**COMMANDER/LEADER ASSESSMENT:** T P U (Circle)

**CONDITIONS:** The company has sustained fatalities. The tactical situation permits graves registration operations to be performed. Some remains may be contaminated. Tactical standing operating procedures (TSOP) are available. There are no graves registration personnel available. Nonmortuary affairs personnel perform the task. The theater commander has authorized emergency burials. Some iterations of this task should be performed in mission-oriented protective posture level 4 (MOPP4).

**Note:** At MOPP4 only those tasks deemed mission essential by the commander are performed.

**TASK STANDARDS:** Company either recovers the killed in action and evacuates them to a designated mortuary affairs collection point or performs an emergency burial. Personal possessions are not lost. Locations of emergency graves are recorded and reported to higher headquarters.

TASK STEPS AND PERFORMANCE MEASURES	GO	NO-GO
<p>*1. Company commander designates a search and recovery team.</p> <ul style="list-style-type: none"> <li>a. Selects search and recovery team leaders.</li> <li>b. Issues guidance.</li> </ul> <p>*2. Team leader prepares for the search.</p> <ul style="list-style-type: none"> <li>a. Performs a map or aerial reconnaissance of the search area.</li> <li>b. Identifies additional support requirements.</li> <li>c. Requests additional support requirements from higher headquarters.</li> <li>d. Identifies search pattern to be used.</li> <li>e. Coordinates nuclear, biological, and chemical (NBC) and explosive ordinance disposal assistance with higher headquarters.</li> <li>f. Coordinates security of area with higher headquarters.</li> </ul> <p>*3. Team leader supervises the search, recovery, and evacuation operations.</p> <ul style="list-style-type: none"> <li>a. Briefs search and recovery team(s) on operational procedures.</li> <li>b. Issues personal effects bags, human remains pouches (if available), and NBC agent tags.</li> <li>c. Assigns area of search.</li> <li>d. Monitors search and recovery team(s) operations for compliance with TSOP and commander's guidance.</li> <li>e. Coordinates evacuation operations with higher headquarters.</li> <li>f. Forwards situation report in accordance with TSOP to higher headquarters.</li> </ul>		

TASK STEPS AND PERFORMANCE MEASURES	GO	NO-GO
<p>4. Conduct the search.</p> <ul style="list-style-type: none"> <li>a. Check immediate area for mines or booby traps.</li> <li>b. Search assigned areas for remains and personal effects.</li> <li>c. Mark terrain locations of remains with pegs.</li> <li>d. Collect all disassociated personal effects.</li> <li>e. Record the eight-digit grid coordinate of the recovery site.</li> </ul> <p>5. Recover remains.</p> <ul style="list-style-type: none"> <li>a. Establish tentative identification.</li> <li>b. Attach NBC tag or tag marked with a large "C" to contaminated or contagious remains.</li> <li>c. Attach personal effects to remains.</li> <li>d. Shroud remains with available materials.</li> <li>e. Prepare a recovery site sketch of the site.</li> <li>f. Prepare a map overlay of the recovery site.</li> </ul> <p>6. Evacuate remains.</p> <ul style="list-style-type: none"> <li>a. Verify personal effects are attached to remains.</li> <li>b. Load remains in ground transportation feet first, in aircraft headfirst.</li> <li>c. Transport remains in a covered vehicle or aircraft to a designated mortuary affairs collection point.</li> </ul> <p>*7. Team leader supervises emergency burials.</p> <ul style="list-style-type: none"> <li>a. Identifies specific burial site.</li> <li>b. Supervises marking of gravesite.</li> <li>c. Supervises the burying of all recovered remains and their personal effects.</li> </ul> <p>8. Perform emergency burials.</p> <ul style="list-style-type: none"> <li>a. Prepare the gravesite.</li> <li>b. Place remains in the grave.</li> <li>c. Mark all gravesites.</li> <li>d. Bury U.S., Allied, and enemy forces remains and personal effects in separate grave site(s).</li> </ul>		

TASK PERFORMANCE / EVALUATION SUMMARY BLOCK							
ITERATION	1	2	3	4	5	M	TOTAL
TOTAL TASK STEPS EVALUATED							
TOTAL TASK STEPS "GO"							
TRAINING STATUS "GO"/"NO-GO"							

\* indicates a leader task step.

## SUPPORTING INDIVIDUAL TASKS

Task Number	Task Title	References
071-329-1006(SL1)	Navigate From One Point on the Ground to Another Point While Dismounted	STP 21-1-SMCT
071-329-1019(SL2)	Use a Map Overlay	STP 21-24-SMCT
071-329-1030(SL1)	Navigate From One Point on the Ground to Another Point While Mounted	STP 21-1-SMCT
091-CLT-4029(SL2)	Supervise Preventive Maintenance Checks and Services (PMCS)	STP 21-24-SMCT
101-515-1997(SL1)	Inter Isolated Remains (After Receiving Authorization)	STP 21-1-SMCT
101-515-1998(SL1)	Evacuate Isolated Remains	STP 21-1-SMCT
101-515-1999(SL1)	Recover Isolated Remains	STP 21-1-SMCT
850-001-2000(SL2)	Employ Accident Prevention Measures and Risk Management Process	STP 21-24-SMCT
850-001-3001(SL3)	Control Mission Safety Hazard	STP 21-24-SMCT
850-001-4001(SL4)	Integrate Risk Management Into Platoon	STP 21-24-SMCT

SUPPORTING COLLECTIVE TASKS: None

## OPFOR TASKS AND STANDARDS

**TASK: Disrupt Enemy Movement and Operations Using Tactical Nuclear Weapons (34-OPFOR-1002)**

**CONDITION:** Orders have been received to use tactical nuclear weapons in the enemy's rear area. Key locations have been identified.

**STANDARD:** Tactical nuclear missiles are delivered on target. Movement of equipment and supplies is disrupted or delayed to forward areas. Enemy equipment and supplies are destroyed. A high rate of nuclear casualties is inflicted among enemy troops.

**TASK: Disrupt Enemy Movement and Operations Using Persistent and Nonpersistent Chemical Weapons (34-OPFOR-1001)**

**CONDITION:** Conventional artillery weapons or aircraft are available to deliver chemical weapons. Routes and key bases in the rear area have been selected.

**STANDARD:** Chemical agents are delivered into targeted areas. The movement of enemy supplies and equipment to forward areas is delayed by disrupting command and control systems. Enemy movement is successfully channeled into predesignated ambush areas. Enemy supplies and equipment are contaminated. A high rate of casualties is inflicted on enemy forces.

**ELEMENTS:** Company Headquarters  
Operations Platoon Headquarters

**TASK: Receive Airdrop Resupply (10-2-C319.34-0001)**  
(FM 10-500-7) (FM 100-27) (FM 10-27)  
(FM 4-20.41)

**ITERATION:** 1 2 3 4 5 M (Circle)

**COMMANDER/LEADER ASSESSMENT:** T P U (Circle)

**CONDITIONS:** Because normal supply support transportation is unavailable, supplies and equipment are requested by airdrop. Some iterations of this task should be performed in mission-oriented protective posture level 4 (MOPP4).

**Note:** Airdrop of supplies and equipment may be preplanned or immediate.

**TASK STANDARDS:** Supplies, equipment, and rigging gear are derigged and recovered. The time to recover and derig is increased when in MOPP4.

TASK STEPS AND PERFORMANCE MEASURES	GO	NO-GO
<ol style="list-style-type: none"> <li>1. Request supplies and equipment by airdrop.                             <ol style="list-style-type: none"> <li>a. Identify supplies and equipment needed.</li> <li>b. Identify drop zone.</li> <li>c. State date and time of airdrop request.</li> <li>d. Forward request for preplanned or immediate airdrop to the battalion supply officer (S4) section.</li> </ol> </li> <li>*2. Company commander develops airdrop supply and equipment receipt plan.                             <ol style="list-style-type: none"> <li>a. Designates a recovery officer and safety officer.</li> <li>b. Verifies delivery time and location with S4 section.</li> <li>c. Coordinates survey of drop zone or area of operations with either pathfinders, combat control team, or drop zone survey team through the battalion intelligence officer (S2) or battalion operations officer (S3) section.</li> <li>d. Prepares recovery and alternate plans.</li> <li>e. Identifies the number of people, equipment, and vehicles required for the recovery of supplies and equipment.</li> <li>f. Coordinates transportation and materials handling equipment support with the S4 section.</li> <li>g. Briefs personnel on the tactical situation, recovery plan, and alternative plans.</li> </ol> </li> <li>3. Receive supplies and equipment.                             <ol style="list-style-type: none"> <li>a. Secure zone drop or area of operations.</li> <li>b. Derig supplies and equipment.</li> <li>c. Record shortage.</li> <li>d. Identify damaged items.</li> <li>e. Evacuate supplies and equipment.</li> <li>f. Retrieve airdrop rigging equipment.</li> <li>g. Bury or destroy airdrop rigging equipment that cannot be removed.</li> </ol> </li> </ol>		

TASK STEPS AND PERFORMANCE MEASURES	GO	NO-GO
h. Inspect the drop zone to make certain no serviceable airdrop equipment is left behind.		
i. Forward airdrop equipment to nearest collection point or other location as directed by the S4 section.		
j. Forward situation report to S2 or S3 and S4 sections.		

TASK PERFORMANCE / EVALUATION SUMMARY BLOCK							
ITERATION	1	2	3	4	5	M	TOTAL
TOTAL TASK STEPS EVALUATED							
TOTAL TASK STEPS "GO"							
TRAINING STATUS "GO"/"NO-GO"							

\* indicates a leader task step.

**SUPPORTING INDIVIDUAL TASKS**

Task Number	Task Title	References
101-92Y-0001(SL4)	Supervise Supply Activities	STP 21-24-SMCT
101-92Y-0002(SL3)	Plan Tactical Re-Supply Operations	STP 21-24-SMCT
113-637-2001(SL1)	Communicate Via a Tactical Radio	STP 21-1-SMCT
151-357-0001(SL4)	Supervise CSS Functions During Platoon Operations	STP 21-24-SMCT
850-001-2000(SL2)	Employ Accident Prevention Measures and Risk Management Process	STP 21-24-SMCT
850-001-3001(SL3)	Control Mission Safety Hazard	STP 21-24-SMCT
850-001-4001(SL4)	Integrate Risk Management Into Platoon	STP 21-24-SMCT

SUPPORTING COLLECTIVE TASKS: None

**OPFOR TASKS AND STANDARDS**

**TASK: Conduct Electronic Warfare (34-OPFOR-1012)**

**CONDITION:** Opposing force (OPFOR) employs collection and direction-finding assets (ground and air) to monitor and locate enemy forces.

**STANDARD:** Locate the positions of enemy command, intelligence, and logistics units. Forward the locations of the positions to OPFOR headquarters. Use jamming signals against enemy radio receivers. Monitor enemy radio networks and report all information of intelligence value to OPFOR HQ.

**TASK: Disrupt Enemy Movement and Operations Using Tactical Nuclear Weapons (34-OPFOR-1002)**

**CONDITION:** Orders have been received to use tactical nuclear weapons in the enemy's rear area. Key locations have been identified.

**STANDARD:** Tactical nuclear missiles are delivered on target. Movement of equipment and supplies is disrupted or delayed to forward areas. Enemy equipment and supplies are destroyed. A high rate of nuclear casualties is inflicted among enemy troops.

**TASK: Disrupt Enemy Movement and Operations Using Persistent and Nonpersistent Chemical Weapons (34-OPFOR-1001)**

**CONDITION:** Conventional artillery weapons or aircraft are available to deliver chemical weapons. Routes and key bases in the rear area have been selected.

**STANDARD:** Chemical agents are delivered into targeted areas. The movement of enemy supplies and equipment to forward areas is delayed by disrupting command and control systems. Enemy movement is successfully channeled into predesignated ambush areas. Enemy supplies and equipment are contaminated. A high rate of casualties is inflicted on enemy forces.

**TASK: Conduct Aerial Reconnaissance (34-OPFOR-1007)**

**CONDITION:** OPFOR HQ requires intelligence on the location and identification of enemy elements. Aircraft is dispatched to take photographs and conduct a visual inspection of enemy area.

**STANDARD:** Locate and photograph enemy positions in assigned sectors, including support and storage bases and command and control facilities. Visual checks are conducted when possible. The enemy is not engaged. Priority intelligence requests and other information requirements (IRs) are reported to OPFOR HQ.

**TASK: Conduct Hasty Ambush (34-OPFOR-1003)**

**CONDITION:** OPFOR element is moving in a concealed area when an enemy element is reported moving along an adjacent route.

**STANDARD:** The ambush site is prepared before the arrival of the enemy element. The enemy force is surprised and casualties are inflicted within the designated kill zone. Delay enemy march element from reaching its specified destination. Withdraw, on order, within 2 minutes of ambush initiation. Report results of mission to headquarters.

**TASK: Maintain Contact (34-OPFOR-1011)**

**CONDITION:** OPFOR element is tactically engaged with enemy base defense forces. Enemy forces are withdrawing under pressure.

**STANDARD:** Decisively engage the enemy forces. As the enemy withdraws, the unit or force advances, maintaining contact.

**TASK: Conduct Sniper Operations (34-OPFOR-1005)**

**CONDITION:** OPFOR element has received a sniper mission from headquarters. Snipers are assigned missions in the enemy rear area along major supply routes and near support sites.

**STANDARD:** Infiltrate enemy area of operations and set up a well-concealed location. Vehicle drivers or personnel on foot are engaged with short bursts of semiautomatic fire. Selected targets are killed or wounded. Prevent position from being discovered and evacuate the area without being detected. Results of the operation are reported to OPFOR headquarters.

**TASK: Attack (34-OPFOR-1010)**

**CONDITION:** Enemy rear area support base has been located. Priority intelligence requirements (PIRs) and other intelligence requirements have been obtained by OPFOR patrols. Element has automatic and antiarmor weapons, and light mortars. Element is approximately the size of two platoons.

**STANDARD:** An attack plan is developed. An attack is initiated using a scheme of maneuver that exploits enemy flanks, gaps, and weaknesses. Covered and concealed routes are used to approach enemy areas. Employ indirect fire to support attack. Penetrate enemy defenses. Destroy equipment and supplies, inflict casualties, isolate the support base, and block reinforcements. The enemy unit is forced to displace.

**TASK: Conduct Air Attacks (34-OPFOR-1006)**

**CONDITION:** OPFOR elements in the rear area have forwarded the coordinates of enemy facilities and elements. OPFOR aircraft have been dispatched to attack enemy installations or convoys.

**STANDARD:** Locate support sites, command and control facilities, and/or convoys. Conduct attack runs on designated targets. Enemy equipment, supplies, and vehicles are destroyed and enemy personnel are killed.

**ELEMENT:** Company Headquarters

**TASK: Provide Company Supply Support (10-2-C320.34-0001)**

(DA Pam 710-2-1)  
(FM 3-5)

(AR 710-2)

(FM 3-11.4)

**ITERATION:** 1 2 3 4 5 M (Circle)

**COMMANDER/LEADER ASSESSMENT:** T P U (Circle)

**CONDITIONS:** Company headquarters is receiving requests for supplies from subordinate elements. Equipment and supplies are arriving through supply channels, but additional supplies may be required. Extra small arms and ammunition are stored in the supply area. The unit's tactical standing operating procedures (TSOP) and battalion operation order (OPORD) are available. The supply area has been established and supply support is a continuous task performed simultaneously with other support and operational tasks. Some iterations of this task should be performed in mission-oriented protective posture level 4 (MOPP4).

**TASK STANDARDS:** Equipment and supplies are distributed without interfering with mission requirements as established by the TSOP and OPORD. At MOPP4, unit supply support is reduced to minimum essential actions.

TASK STEPS AND PERFORMANCE MEASURES	GO	NO-GO
<p>*1. Company commander directs unit supply operations.</p> <ul style="list-style-type: none"> <li>a. Inspects supply records and status to ensure compliance with supply regulations, directives, and TSOP.</li> <li>b. Directs inventory of supplies and equipment to calculate assets on hand.</li> <li>c. Inspects unit equipment, weapons, and ammunition storage areas for compliance with supply regulations, directives, and TSOP.</li> <li>d. Directs issue of supplies and equipment in accordance with battalion's guidance and TSOP or both sustainment controls.</li> </ul> <p>2. Supply sergeant supervises unit supply.</p> <ul style="list-style-type: none"> <li>a. Inspects supply status to determine total assets.</li> <li>b. Conducts inventory to calculate assets on hand.</li> <li>c. Develops supply storage plans.</li> <li>d. Monitors supply transactions to ensure compliance with established supply procedures.</li> <li>e. Supervises control of weapons and ammunition.</li> <li>f. Prepares input to the material condition status reports.</li> </ul> <p>3. Request additional supplies.</p> <ul style="list-style-type: none"> <li>a. Coordinate requirements with elements.</li> <li>b. Calculate resupply requirements.</li> <li>c. Record requests on appropriate document register.</li> <li>d. Forward resupply requests to battalion supply officer (S4) section.</li> </ul>		



TASK STEPS AND PERFORMANCE MEASURES	GO	NO-GO
<p>4. Receive supplies.</p> <ul style="list-style-type: none"> <li>a. Inspect incoming supplies for quantity and condition.</li> <li>b. Record receipt on appropriate document register.</li> <li>c. Store supplies in accordance with storage plans.</li> <li>d. Notify requesting element of availability of supplies for issue.</li> </ul> <p>5. Issue supplies.</p> <ul style="list-style-type: none"> <li>a. Process supply requests in accordance with appropriate regulations, directives, and TSOP.</li> <li>b. Prepare transaction documents in accordance with appropriate regulations, directives, and TSOP.</li> <li>c. Issue supplies as prescribed by commander's guidance.</li> <li>d. Maintain prescribed copies of transactions in accordance with appropriate regulations and directives.</li> </ul> <p>6. Maintain small arms and ammunition.</p> <ul style="list-style-type: none"> <li>a. Control stored weapons and ammunition in accordance with appropriate regulations and command policies.</li> <li>b. Request ammunition resupply from S4 section.</li> <li>c. Perform unit level maintenance on small arms.</li> <li>d. Forward weapons beyond organizational repair capabilities to support maintenance element.</li> </ul>		

TASK PERFORMANCE / EVALUATION SUMMARY BLOCK							
ITERATION	1	2	3	4	5	M	TOTAL
TOTAL TASK STEPS EVALUATED							
TOTAL TASK STEPS "GO"							
TRAINING STATUS "GO"/"NO-GO"							

\* indicates a leader task step.

SUPPORTING INDIVIDUAL TASKS

Task Number	Task Title	References
101-92Y-0001(SL4)	Supervise Supply Activities	STP 21-24-SMCT
101-92Y-0002(SL3)	Plan Tactical Resupply Operations	STP 21-24-SMCT
101-92Y-0003(SL2)	Enforce Compliance with Supply Discipline Procedures	STP 21-24-SMCT
101-92Y-0004(SL2)	Enforce Property Accountability Policies	STP 21-24-SMCT
101-92Y-0005(SL2)	Enforce Compliance with Property Accountability Policies	STP 21-24-SMCT
151-357-0001(SL4)	Supervise CSS Functions During Platoon Operations	STP 21-24-SMCT
850-001-2000(SL2)	Employ Accident Prevention Measures and Risk Management Process	STP 21-24-SMCT
850-001-3001(SL3)	Control Mission Safety Hazard	STP 21-24-SMCT
850-001-4001(SL4)	Integrate Risk Management Into Platoon	STP 21-24-SMCT

SUPPORTING COLLECTIVE TASKS: None

OPFOR TASKS AND STANDARDS

**TASK: Disrupt Enemy Movement and Operations Using Tactical Nuclear Weapons (34-OPFOR-1002)**

**CONDITION:** Orders have been received to use tactical nuclear weapons in the enemy's rear area. Key locations have been identified.

**STANDARD:** Tactical nuclear missiles are delivered on target. Movement of equipment and supplies is disrupted or delayed to forward areas. Enemy equipment and supplies are destroyed. A high rate of nuclear casualties is inflicted among enemy troops.

**TASK: Disrupt Enemy Movement and Operations Using Persistent and Nonpersistent Chemical Weapons (34-OPFOR-1001)**

**CONDITION:** Conventional artillery weapons or aircraft are available to deliver chemical weapons. Routes and key bases in the rear area have been selected.

**STANDARD:** Chemical agents are delivered into targeted areas. The movement of enemy supplies and equipment to forward areas is delayed by disrupting command and control systems. Enemy movement is successfully channeled into predesignated ambush areas. Enemy supplies and equipment are contaminated. A high rate of casualties is inflicted on enemy forces.

**TASK: Conduct Hasty Ambush (34-OPFOR-1003)**

**CONDITION:** Opposing force (OPFOR) element is moving in a concealed area when an enemy element is reported moving along an adjacent route.

**STANDARD:** The ambush site is prepared before the arrival of the enemy element. The enemy force is surprised and casualties are inflicted within the designated kill zone. Delay enemy march element from reaching its specified destination. Withdraw, on order, within 2 minutes of ambush initiation. Report results of mission to headquarters.

**ELEMENT:** Company Headquarters

**TASK: Maintain Company Strength (12-2-C321.34-0001)**

(FM 12-6)

(FM 101-5)

**ITERATION:** 1 2 3 4 5 M (Circle)

**COMMANDER/LEADER ASSESSMENT:** T P U (Circle)

**CONDITIONS:** Company has resumed combat operations. Casualties have occurred and replacements are arriving. During operations, the unit may encounter separate or multiple air, Level I threat, nuclear, biological, and chemical (NBC), and terrorist attacks. Casualty processing and replacement actions continue during lulls in combat operations. Task may occur in a field or military operations in urban terrain environment. Tactical standing operating procedures (TSOP) are available. Some iterations of this task should be performed in mission-oriented protective posture level 4 (MOPP4).

**TASK STANDARDS:** All personnel reports, which account for company personnel, are submitted daily or as required. New personnel are absorbed into combat critical positions. The required preparation time increases when conducting this task in MOPP4.

TASK STEPS AND PERFORMANCE MEASURES	GO	NO-GO
<ol style="list-style-type: none"> <li>1. Collect strength information from subordinate sections.                             <ol style="list-style-type: none"> <li>a. Log situation report and other personnel information.</li> <li>b. Verify strength data.</li> <li>c. Correct erroneous and incomplete data.</li> </ol> </li> <li>2. Process information.                             <ol style="list-style-type: none"> <li>a. Consolidate subordinate element personnel information.</li> <li>b. Determine critical shortages and cross-leveling requirements.</li> <li>c. Update the battle roster.</li> <li>d. Prepare hasty strength reports.</li> </ol> </li> <li>3. Process replacements.                             <ol style="list-style-type: none"> <li>a. Brief replacements on mission, tactical situation, company policies and procedures, specific duties, and site/company orientation.</li> <li>b. Add soldiers' names to battle roster.</li> <li>c. Inspect critical clothing and equipment for shortages.</li> <li>d. Coordinate the issue of needed items.</li> <li>e. Arrange movement of replacements to platoon of assignment.</li> </ol> </li> <li>*4. First sergeant (1SG) disseminates strength information.                             <ol style="list-style-type: none"> <li>a. Briefs commander on unit strength and replacement status.</li> <li>b. Forwards personnel situation report, hasty strength reports, DA Form 1156 (<i>Casualty Feeder Reports</i>), and DA Form 1155 (<i>Witness Statements</i>) to supporting adjutant (S1) section.</li> <li>c. Informs subordinate sections of projected replacements.</li> </ol> </li> </ol>		

TASK STEPS AND PERFORMANCE MEASURES	GO	NO-GO
<p><b>*5.</b> Company commander performs strength management functions.</p> <ul style="list-style-type: none"> <li>a. Directs cross leveling.</li> <li>b. Verifies combat critical personnel requirements.</li> <li>c. Reviews strength management reports.</li> <li>d. Spot checks strength information processing.</li> <li>e. Briefs superiors on unit strength and replacement status.</li> </ul>		

TASK PERFORMANCE / EVALUATION SUMMARY BLOCK							
ITERATION	1	2	3	4	5	M	TOTAL
TOTAL TASK STEPS EVALUATED							
TOTAL TASK STEPS "GO"							
TRAINING STATUS "GO"/"NO-GO"							

\* indicates a leader task step.

**SUPPORTING INDIVIDUAL TASKS**

Task Number	Task Title	References
805C-PAD-2461(SL2)	Maintain Accountability of Personnel (Status Report)	STP 21-24-SMCT
805C-PAD-4595(SL4)	Supervise Cross-Leveling of Personnel	STP 21-24-SMCT
850-001-2000(SL2)	Employ Accident Prevention Measures and Risk Management Process	STP 21-24-SMCT
850-001-3001(SL3)	Control Mission Safety Hazard	STP 21-24-SMCT
850-001-4001(SL4)	Integrate Risk Management Into Platoon	STP 21-24-SMCT

SUPPORTING COLLECTIVE TASKS: None

**OPFOR TASKS AND STANDARDS**

**TASK: Conduct Electronic Warfare (34-OPFOR-1012)**

**CONDITION:** Opposing force (OPFOR) employs collection and direction-finding assets (ground and air) to monitor and locate enemy forces.

**STANDARD:** Locate the positions of enemy command, intelligence, and logistics units. Forward the locations of the positions to OPFOR headquarters. Use jamming signals against enemy radio receivers. Monitor enemy radio networks and report all information of intelligence value to OPFOR HQ.

**TASK: Disrupt Enemy Movement and Operations Using Persistent and Nonpersistent Chemical Weapons (34-OPFOR-1001)**

**CONDITION:** Conventional artillery weapons or aircraft are available to deliver chemical weapons. Routes and key bases in the rear area have been selected.

**STANDARD:** Chemical agents are delivered into targeted areas. The movement of enemy supplies and equipment to forward areas is delayed by disrupting command and control systems. Enemy movement is successfully channeled into predesignated ambush areas. Enemy supplies and equipment are contaminated. A high rate of casualties is inflicted on enemy forces.

**ELEMENTS:** Company Headquarters  
Operations Platoon Headquarters

**TASK: Maintain Troop Morale and Combat Capability (12-2-C338.34-0001)**  
(FM 22-51) (FM 21-20) (FM 6-22.5)

**ITERATION:** 1 2 3 4 5 M (Circle)

**COMMANDER/LEADER ASSESSMENT:** T P U (Circle)

**CONDITIONS:** Company is preparing to resume combat operations. During preparations, the unit may encounter separate or multiple air; Level 1 threat; nuclear, biological, and chemical (NBC); and terrorist attacks. Preparations occur during lulls in combat operations. Task may occur in a field or in military operations in urban terrain environment. Tactical standing operating procedures (TSOP) are available. Some iterations of this task should be performed in mission-oriented protective posture (MOPP4).

**TASK STANDARDS:** The company follows and applies techniques to counter performance degradation and to enhance combat effectiveness. The time required to prepare is increased when conducting this task in MOPP4.

TASK STEPS AND PERFORMANCE MEASURES	GO	NO-GO
<p><b>*1.</b> Company commander executes actions to keep soldiers informed.</p> <ul style="list-style-type: none"> <li>a. Issues warning orders (WARNOs), operation orders (OPORDs), and fragmentary orders (FRAGOs) to the lowest possible level.</li> <li>b. Provides soldiers an accurate assessment of the friendly and enemy situation.</li> <li>c. Informs soldiers of the leaders' intentions.</li> <li>d. Speaks positively concerning the unit's mission, purpose, and abilities.</li> <li>e. Encourages a positive attitude throughout the unit.</li> <li>f. Quells and prevents rumors.</li> <li>g. Disseminates command information including the availability of religious support.</li> </ul> <p><b>*2.</b> Company commander and first sergeant (1SG) implement the unit's sleep plan.</p> <ul style="list-style-type: none"> <li>a. Develop the unit's sleep plan.</li> <li>b. Provide and designate safe, secure areas away from vehicles and mission site for sleep.</li> <li>c. Provide opportunity for the maximum number of soldiers to sleep or rest when possible.</li> <li>d. Specify and provide time for leaders to sleep or rest.</li> <li>e. Adjust the plan to the tactical situation.</li> </ul> <p><b>*3.</b> Implement task rotation restructuring procedures.</p> <ul style="list-style-type: none"> <li>a. Cross train soldiers on critical tasks.</li> <li>b. Develop plans for the rotation of soldiers between demanding and nondemanding tasks.</li> <li>c. Assign two soldiers to function independently on tasks requiring a high degree of accuracy (for example, duplicate mathematical computations).</li> </ul>		

TASK STEPS AND PERFORMANCE MEASURES	GO	NO-GO
<p><b>*4.</b> Implement stress coping and management techniques.</p> <ul style="list-style-type: none"> <li>a. Teach soldiers relaxation techniques prior to deployment.</li> <li>b. Ensure the unit implements a "buddy system" to observe signs of stress or battle fatigue among soldiers and leaders.</li> <li>c. Ensure soldiers use relaxation techniques when needed.</li> <li>d. Facilitate the acceptance of newly arrived soldiers into the unit.</li> <li>e. Reintegrate return-to-duty, stressed, or battle-fatigued soldiers into the unit.</li> </ul> <p><b>*5.</b> Company commander and 1SG implement stress treatment techniques.</p> <ul style="list-style-type: none"> <li>a. Develop a plan to deal with "mild" and more serious stress or battle fatigue cases.</li> <li>b. Assign soldiers who show signs of stress or battle fatigue to simpler tasks.</li> <li>c. Ensure soldiers are supportive, in speech and behavior, of soldiers suffering from stress or battle fatigue.</li> <li>d. Move stressed or battle-fatigued soldiers (who do not show improvement after resting) to unit trains, supporting units, or medical facilities.</li> <li>e. Refer for medical evaluation or care, those soldiers who have serious signs of stress or battle fatigue or who are not recuperating.</li> </ul> <p><b>6.</b> Company command group provides morale, welfare, and recreation support.</p> <ul style="list-style-type: none"> <li>a. Implements a sports program as mission allows.</li> <li>b. Provides hot rations.</li> <li>c. Coordinates soldier mail support.</li> <li>d. Coordinates combat payments.</li> <li>e. Coordinates clothing exchange and personal hygiene area support.</li> <li>f. Coordinates issue and sale of soldier comfort, morale, and welfare items.</li> <li>g. Coordinates legal support.</li> <li>h. Advises higher headquarters on unit morale, welfare, and recreation status.</li> </ul> <p><b>*7.</b> Maintain soldiers' fitness.</p> <ul style="list-style-type: none"> <li>a. Monitor soldiers' fitness.</li> <li>b. Conduct physical training (as the time and combat situation allow).</li> <li>c. Implement personal hygiene and field sanitation procedures.</li> <li>d. Correct problem areas.</li> <li>e. Brief the commander on soldier's fitness status.</li> </ul> <p><b>*8.</b> Company commander administers Uniform Code of Military Justice (UCMJ).</p> <ul style="list-style-type: none"> <li>a. Evaluates evidence and determines appropriate disposition of reported violations of the UCMJ.</li> <li>b. Administers nonjudicial punishment.</li> <li>c. Forwards charges for trial by courts martial.</li> </ul>		

TASK STEPS AND PERFORMANCE MEASURES	GO	NO-GO
<p><b>*9.</b> Company commander disposes of disciplinary infractions and misconduct by other than judicial or nonjudicial proceedings.</p> <ul style="list-style-type: none"> <li>a. Counsels soldiers for indebtedness.</li> <li>b. Counsels soldiers for nonsupport of dependents.</li> <li>c. Initiates letters of reprimand and admonition.</li> <li>d. Initiates administrative separations.</li> </ul>		

TASK PERFORMANCE / EVALUATION SUMMARY BLOCK							
ITERATION	1	2	3	4	5	M	TOTAL
TOTAL TASK STEPS EVALUATED							
TOTAL TASK STEPS "GO"							
TRAINING STATUS "GO"/"NO-GO"							

\* indicates a leader task step.

**SUPPORTING INDIVIDUAL TASKS**

Task Number	Task Title	References
181-101-2023(SL2)	Enforce the Uniform Code of Military Justice (UCMJ)	STP 21-24-SMCT
805C-PAD-1245(SL4)	Support Unit and Family Readiness Through the Army Family Team Building (AFTB) Program	STP 21-24-SMCT
805C-PAD-2044(SL2)	Recommend Individual for Award and/or Decoration	STP 21-24-SMCT
805C-PAD-4595(SL4)	Supervise Cross-Leveling of Personnel	STP 21-24-SMCT
850-001-2000(SL2)	Employ Accident Prevention Measures and Risk Management Process	STP 21-24-SMCT
850-001-3001(SL3)	Control Mission Safety Hazard	STP 21-24-SMCT
850-001-4001(SL4)	Integrate Risk Management Into Platoon	STP 21-24-SMCT

SUPPORTING COLLECTIVE TASKS: None

**OPFOR TASKS AND STANDARDS**

**TASK: Disrupt Enemy Movement and Operations Using Persistent and Nonpersistent Chemical Weapons (34-OPFOR-1001)**

**CONDITION:** Conventional artillery weapons or aircraft are available to deliver chemical weapons. Routes and key bases in the rear area have been selected.

**STANDARD:** Chemical agents are delivered into targeted areas. The movement of enemy supplies and equipment to forward areas is delayed by disrupting command and control systems. Enemy movement is successfully channeled into predesignated ambush areas. Enemy supplies and equipment are contaminated. A high rate of casualties is inflicted on enemy forces.

**TASK: Conduct Air Attacks (34-OPFOR-1006)**

**CONDITION:** Opposing force (OPFOR) elements in the rear area have forwarded the coordinates of enemy facilities and elements. OPFOR aircraft have been dispatched to attack enemy installations or convoys.

**STANDARD:** Locate support sites, command and control facilities, and/or convoys. Conduct attack runs on designated targets. Enemy equipment, supplies, and vehicles are destroyed and enemy personnel are killed.



**ELEMENTS:** Operations Platoon Headquarters  
 Company Headquarters  
 DS Company MI Battalion

**TASK: Combat Battlefield Stress (12-3-C215.34-0001)**  
 (FM 6-22.5) (FM 22-51)

**ITERATION:** 1 2 3 4 5 M (Circle)

**COMMANDER/LEADER ASSESSMENT:** T P U (Circle)

**CONDITIONS:** Element is deployed performing its combat mission on a continuous or near continuous basis over prolonged periods of time. Some iterations of this task should be performed in mission-oriented protective posture level 4 (MOPP4).

**TASK STANDARDS:** The element follows and applies techniques to counter degradation of morale, training, and physical condition of personnel.

TASK STEPS AND PERFORMANCE MEASURES	GO	NO-GO
<p><b>*1.</b> Perform leader actions.</p> <ul style="list-style-type: none"> <li>a. Keep soldiers informed.</li> <li>b. Issue warning orders (WARNOs), operation orders (OPORDs), and fragmentary orders (FRAGOs) to the lowest possible level.</li> <li>c. Provide soldiers an accurate assessment of the friendly and opposing force (OPFOR) situation.</li> <li>d. Tell the soldiers of the leader's intentions.</li> <li>e. Speak positively concerning the element's mission, purpose, and abilities.</li> <li>f. Maintain a positive attitude throughout the element.</li> <li>g. Quell and prevent rumors.</li> </ul> <p><b>*2.</b> Implement element sleep plan.</p> <ul style="list-style-type: none"> <li>a. Develop and enforce a specific work-rest-sleep plan.</li> <li>b. Provide safe, secure areas away from vehicles and other activities for sleep.</li> <li>c. Provide opportunity for the maximum number of soldiers to sleep or rest when possible.</li> <li>d. Specify and provide time for leaders to sleep or rest.</li> <li>e. Adjust the plan to the tactical situation.</li> <li>f. Ensure all soldiers receive a minimum of 4 hours uninterrupted sleep and/or 5 hours interrupted sleep per 24-hour period, preferably between the hours of 2400 and 0600.</li> </ul> <hr/> <p><b>Note:</b> This is the minimum requirement for sustained operations.</p> <hr/> <ul style="list-style-type: none"> <li>g. Priority for sleep should go to those whose judgment and decisionmaking are critical to mission accomplishment.</li> </ul>		

TASK STEPS AND PERFORMANCE MEASURES	GO	NO-GO
<p><b>*3.</b> Implement task rotation or restructuring procedures.</p> <ul style="list-style-type: none"> <li>a. Cross train soldiers on critical tasks.</li> <li>b. Develop a plan for rotation of soldiers between demanding and nondemanding tasks.</li> <li>c. Assign two soldiers to function independently on tasks requiring a high degree of accuracy (for example, duplicate mathematical computations).</li> </ul> <p><b>*4.</b> Implement stress-coping and management techniques.</p> <ul style="list-style-type: none"> <li>a. Implement a buddy system to observe signs of stress or battle fatigue among soldiers and leaders.</li> </ul> <hr/> <p><b>Note:</b> The following are indicators of stress or battle fatigue (list is not all inclusive): (1) Shaking, constant moving around. (2) Physical exhaustion. (3) Tension head and back ache. (4) Vacant stare. (5) Rapid talking, constant suggesting. (6) Memory loss (time, place, orders). (7) Social withdrawal, silence. (8) Rapid emotional shifts. (9) Arguing, starting fights. (10) Inattention to personal hygiene.</p> <hr/> <ul style="list-style-type: none"> <li>b. Ensure soldiers use relaxation techniques when needed.</li> </ul> <hr/> <p><b>Note:</b> The following are relaxation techniques: (1) Take deep breaths, shrug shoulders. (2) Stretch your entire body. (3) Tense muscles for five seconds, then relax, start with toes and work upward to your head. (4) Think "relax," practice self suggestion techniques.</p> <hr/> <p><b>*5.</b> Orient and ensure acceptance of newly arrived soldiers into the element.</p> <ul style="list-style-type: none"> <li>a. Discuss where soldier works.</li> <li>b. Discuss with whom soldier works.</li> <li>c. Make soldier feel like part of the team.</li> <li>d. Inventory soldier's equipment.</li> <li>e. Issue any shortages.</li> <li>f. Brief new soldiers on present situation.</li> <li>g. Furnish and brief soldiers on tactical standing operating procedures (TSOP).</li> <li>h. Inquire about personnel data and training skills.</li> </ul> <p><b>*6.</b> Reintegrate return-to-duty, stress, or battle fatigued soldiers into the element.</p>		

TASK PERFORMANCE / EVALUATION SUMMARY BLOCK							
ITERATION	1	2	3	4	5	M	TOTAL
TOTAL TASK STEPS EVALUATED							
TOTAL TASK STEPS "GO"							
TRAINING STATUS "GO"/"NO-GO"							

\* indicates a leader task step.

SUPPORTING INDIVIDUAL TASKS

Task Number	Task Title	References
071-326-5502(SL2)	Issue a Fragmentary Order	STP 21-24-SMCT
071-326-5503(SL2)	Issue a Warning Order	STP 21-24-SMCT
071-326-5505(SL2)	Issue an Oral Operation Order	STP 21-24-SMCT
081-831-1000(SL1)	Evaluate a Casualty	STP 21-1-SMCT
081-831-1047(SL4)	Supervise the Implementation of Preventive Medicine Policies	STP 21-24-SMCT
081-831-1053(SL1)	Practice Individual Preventive Medicine Countermeasures	STP 21-1-SMCT
081-831-1054(SL2)	Evacuate Casualties	STP 21-24-SMCT
081-831-9000(SL2)	Implement Preventive Medicine Measures (PMM)	STP 21-24-SMCT
805C-PAD-4595(SL4)	Supervise Cross-Leveling of Personnel	STP 21-24-SMCT
850-001-2000(SL2)	Employ Accident Prevention Measures and Risk Management Process	STP 21-24-SMCT
850-001-3001(SL3)	Control Mission Safety Hazard	STP 21-24-SMCT
850-001-4001(SL4)	Integrate Risk Management Into Platoon	STP 21-24-SMCT

SUPPORTING COLLECTIVE TASKS: None

OPFOR TASKS AND STANDARDS

**TASK: Conduct Aerial Reconnaissance (34-OPFOR-1007)**

**CONDITION:** Opposing force (OPFOR) HQ requires intelligence on the location and identification of enemy elements. Aircraft is dispatched to take photographs and conduct a visual inspection of enemy area.

**STANDARD:** Locate and photograph enemy positions in assigned sectors, including support and storage bases and command and control facilities. Visual checks are conducted when possible. The enemy is not engaged. Priority intelligence requests and other information requirements (IRs) are reported to OPFOR HQ.

**TASK: Conduct Air Attacks (34-OPFOR-1006)**

**CONDITION:** OPFOR elements in the rear area have forwarded the coordinates of enemy facilities and elements. OPFOR aircraft have been dispatched to attack enemy installations or convoys.

**STANDARD:** Locate support sites, command and control facilities, and/or convoys. Conduct attack runs on designated targets. Enemy equipment, supplies, and vehicles are destroyed and enemy personnel are killed.

**ELEMENT:** Operations Platoon Headquarters

**TASK: Maintain Platoon Strength (12-3-C216.34-0001)**

(FM 12-6)

(FM 3-3)

(FM 3-5)

**ITERATION:** 1 2 3 4 5 M (Circle)

**COMMANDER/LEADER ASSESSMENT:** T P U (Circle)

**CONDITIONS:** Platoon has resumed combat operations. Casualties have occurred and replacements are arriving. During operations, the unit may encounter separate or multiple air; level 1 threat; nuclear, biological, and chemical (NBC) and terrorist attacks. Casualty processing and replacement actions continue during lulls in combat operations. Task may occur in a field of military operations in urban terrain environment. Tactical standing operating procedures (TSOP) are available. Some iterations of this task should be performed in mission-oriented protective posture level 4 (MOPP4).

**TASK STANDARDS:** A personnel status report that accounts for all platoon personnel is provided daily or as required. The time required to prepare is increased when conducting this task in MOPP4.

TASK STEPS AND PERFORMANCE MEASURES	GO	NO-GO
<ol style="list-style-type: none"> <li>1. Take immediate action.                             <ol style="list-style-type: none"> <li>a. Perform first aid on wounded soldiers.</li> <li>b. Request medical aid (as needed).</li> </ol> </li> <li>*2. Report personnel status of squad.                             <ol style="list-style-type: none"> <li>a. Account for all assigned or attached personnel.</li> <li>b. Prepare DA Form 1156 (<i>Casualty Feeder Report</i>) for killed or wounded soldiers (body under U.S. control).</li> <li>c. Prepare DA Form 1155 (<i>Witness Statements</i>) for captured or missing soldiers (body not under U.S. control).</li> <li>d. Forward reports and completed forms to the company command post.</li> </ol> </li> <li>*3. Platoon leader and platoon sergeant process strength information.                             <ol style="list-style-type: none"> <li>a. Consolidate squad personnel reports.</li> <li>b. Record situation reports and other personnel information.</li> <li>c. Direct cross-leveling training to fill critical positions caused by casualties.</li> <li>d. Collect casualty reports (DA Forms 1155 and 1156).</li> <li>e. Update battle roster or platoon strength accountability system.</li> <li>f. Determine critical replacement requirements.</li> <li>g. Prepare strength report in accordance with the unit standing operating procedures (SOP).</li> </ol> </li> <li>*4. Platoon leader and platoon sergeant process replacements.                             <ol style="list-style-type: none"> <li>a. Brief replacements on mission, tactical situation, platoon policies and procedures, specific duties, and site/platoon orientation.</li> <li>b. Enter soldiers' name, military occupational specialty (MOS), and duty position onto platoon accountability system or battle roster.</li> <li>c. Inspect soldiers for combat critical clothing and equipment.</li> </ol> </li> </ol>		

TASK STEPS AND PERFORMANCE MEASURES	GO	NO-GO
<ul style="list-style-type: none"> <li>d. Arrange for issue of missing required items of combat critical clothing and equipment.</li> <li>e. Implement buddy system.</li> <li>f. Arrange for movement of soldiers to assignments.</li> </ul> <p>*5. Platoon leader and platoon sergeant report personnel status.</p> <ul style="list-style-type: none"> <li>a. Forward completed DA Forms 1155 and 1156.</li> <li>b. Transmit strength report and other requested personnel information.</li> </ul>		

TASK PERFORMANCE / EVALUATION SUMMARY BLOCK							
ITERATION	1	2	3	4	5	M	TOTAL
TOTAL TASK STEPS EVALUATED							
TOTAL TASK STEPS "GO"							
TRAINING STATUS "GO"/"NO-GO"							

\* indicates a leader task step.

SUPPORTING INDIVIDUAL TASKS

Task Number	Task Title	References
071-430-0007(SL4)	Consolidate a Platoon Following Enemy Contact While in the Defense	STP 21-24-SMCT
071-430-0008(SL4)	Reorganize a Platoon Following Enemy Contact While in the Defense	STP 21-24-SMCT
081-831-0101(SL2)	Request Medical Evacuation	STP 21-24-SMCT
081-831-1000(SL1)	Evaluate a Casualty	STP 21-1-SMCT
081-831-1003(SL1)	Perform First Aid to Clear an Object Stuck in the Throat of a Conscious Casualty	STP 21-1-SMCT
081-831-1005(SL1)	Perform First Aid to Prevent or Control Shock	STP 21-1-SMCT
081-831-1007(SL1)	Perform First Aid for Burns	STP 21-1-SMCT
081-831-1025(SL1)	Perform First Aid for an Open Abdominal Wound	STP 21-1-SMCT
081-831-1026(SL1)	Perform First Aid for an Open Chest Wound	STP 21-1-SMCT
081-831-1032(SL1)	Perform First Aid for Bleeding of an Extremity	STP 21-1-SMCT
081-831-1033(SL1)	Perform First Aid for an Open Head Wound	STP 21-1-SMCT
081-831-1034(SL1)	Perform First Aid for a Suspected Fracture	STP 21-1-SMCT
081-831-1042(SL1)	Perform Mouth-to-Mouth Resuscitation	STP 21-1-SMCT
081-831-1044(SL1)	Perform First Aid for Nerve Agent Injury	STP 21-1-SMCT
081-831-1046(SL1)	Transport a Casualty	STP 21-1-SMCT
081-831-1054(SL2)	Evacuate Casualties	STP 21-24-SMCT
805C-PAD-2060(SL2)	Report Casualties	STP 21-24-SMCT
805C-PAD-2461(SL2)	Maintain Accountability of Personnel (Status Report)	STP 21-24-SMCT
805C-PAD-4595(SL4)	Supervise Cross-Leveling of Personnel	STP 21-24-SMCT
850-001-2000(SL2)	Employ Accident Prevention Measures and Risk Management Process	STP 21-24-SMCT
850-001-3001(SL3)	Control Mission Safety Hazard	STP 21-24-SMCT
850-001-4001(SL4)	Integrate Risk Management Into Platoon	STP 21-24-SMCT

SUPPORTING COLLECTIVE TASKS: None

OPFOR TASKS AND STANDARDS

**TASK: Conduct Electronic Warfare (34-OPFOR-1012)**

**CONDITION:** Opposing force (OPFOR) employs collection and direction-finding assets (ground and air) to monitor and locate enemy forces.

**STANDARD:** Locate the positions of enemy command, intelligence, and logistics units. Forward the locations of the positions to OPFOR headquarters. Use jamming signals against enemy radio receivers. Monitor enemy radio networks and report all information of intelligence value to OPFOR HQ.

**TASK: Disrupt Enemy Movement and Operations Using Persistent and Nonpersistent Chemical Weapons (34-OPFOR-1001)**

**CONDITION:** Conventional artillery weapons or aircraft are available to deliver chemical weapons. Routes and key bases in the rear area have been selected.

**STANDARD:** Chemical agents are delivered into targeted areas. The movement of enemy supplies and equipment to forward areas is delayed by disrupting command and control systems. Enemy movement is successfully channeled into predesignated ambush areas. Enemy supplies and equipment are contaminated. A high rate of casualties is inflicted on enemy forces.

**ELEMENTS:** Company Headquarters  
Operations Platoon Headquarters

**TASK: Conduct Assembly Area Activities (17-2-2000.34-0001)**  
(FM 3-20.971) (FM 21-10)

**ITERATION:** 1 2 3 4 5 M (Circle)

**COMMANDER/LEADER ASSESSMENT:** T P U (Circle)

**CONDITIONS:** The company or troop receives an operation order (OPORD) or fragmentary order (FRAGO) directing it to occupy an assembly area, either independently or as part of a larger unit, in preparation for follow-on missions. The order and/or unit standing operating procedures (SOP) specify required assembly area activities, readiness condition levels, and priorities of work. Contact is not expected. Some iterations of this task should be performed in mission-oriented protective posture level 4 (MOPP4).

**TASK STANDARDS:** The company or troop enters the assembly area without stopping or blocking the route of march, establishes local security, and maintains appropriate readiness condition levels. The unit performs all specified assembly area procedures and executes priorities of work as specified in the OPORD, FRAGO, SOP, or by the commander. If available, the troop uses digital equipment to accomplish the mission. No friendly unit suffers casualties or equipment damage as a result of fratricide.

TASK STEPS AND PERFORMANCE MEASURES	GO	NO-GO
<p><b>*1.</b> Commander designates and briefs quartering party personnel.</p> <p><b>a.</b> Assigns quartering party personnel in accordance with higher commander's guidance, SOP, and/or tactical requirements.</p> <hr/> <p><b>Note:</b> The quartering party leader is usually the troop first sergeant (1SG), a platoon sergeant, or the senior platoon leader.</p> <hr/> <p><b>b.</b> Briefs quartering party leader on the following:</p> <ul style="list-style-type: none"> <li>(1) Location, boundaries, and orientation of assembly area.</li> <li>(2) Designated platoon areas.</li> <li>(3) Designated tactical command post and support element areas.</li> <li>(4) Designated entrances and exits of assembly area.</li> <li>(5) Route the main body will take to assembly area.</li> <li>(6) Tentative arrival time of unit at release point.</li> <li>(7) Order of march the unit will be in when it reaches release point (if moving as part of larger element).</li> <li>(8) Additional equipment or personnel needed to conduct quartering party activities in accordance with OPORD, mission, enemy, terrain, troops, time available, and civilian considerations (METT-TC), and higher commander's guidance, if necessary.</li> <li>(9) Coordination requirements with higher unit's quartering party leader (if conducting quartering party activities as part of a higher unit quartering party).</li> <li>(10) Time and composition of last known enemy activity along route or in tentative assembly area.</li> <li>(11) Known friendly activity along route or in tentative assembly area.</li> </ul>		

TASK STEPS AND PERFORMANCE MEASURES	GO	NO-GO
<p>*2. Quarters party leader assembles, briefs, and inspects quarters party personnel.</p> <ul style="list-style-type: none"> <li>a. Assembles required personnel in accordance with OPORD, METT-TC, or commander's guidance.</li> <li>b. Briefs quarters party personnel on mission.</li> <li>c. Inspects quarters party personnel and equipment.</li> </ul> <p>*3. Quarters party leader coordinates with higher unit quarters party leader, as necessary.</p> <hr/> <p><b>Note:</b> Quarters party should include nuclear, biological, and chemical (NBC) reconnaissance assets or equipment to conduct assessment of proposed assembly area.</p> <hr/> <p>4. Quarters party moves to assembly area site.</p> <p>*5. Quarters party leader reports arrival at assembly area (FM voice/digital).</p> <p>6. Quarters party conducts quarters party activities.</p> <ul style="list-style-type: none"> <li>a. Reconnoiters area for suitability in accordance with commander's guidance or METT-TC, ensuring, ideally, the site provides the following: <ul style="list-style-type: none"> <li>(1) Concealment from air and ground observation.</li> <li>(2) Cover from direct fire.</li> <li>(3) Space for dispersion of vehicles, personnel, and equipment.</li> <li>(4) Entrances, exits, and an internal roadway that provides two-way vehicle movement, a firm road surface, and good drainage.</li> </ul> </li> <li>b. Organizes and improves area in accordance with commander's guidance and METT-TC. <ul style="list-style-type: none"> <li>(1) Selects and marks vehicle positions.</li> <li>(2) Improves and marks entrances and exits, as necessary.</li> <li>(3) Reduces and/or marks obstacles within capabilities.</li> </ul> </li> <li>c. Emplaces manned observation posts, electronic surveillance equipment, and NBC detection equipment, as necessary.</li> <li>d. Makes initial contact with local residents, as necessary.</li> <li>e. Posts guides at release point or entrance to assembly area.</li> </ul> <p>7. Unit arrives at and conducts initial occupation of assembly area.</p> <ul style="list-style-type: none"> <li>a. Clears release point without stopping.</li> <li>b. Follows directions from guides and moves into designated vehicle positions.</li> <li>c. Orients weapons systems to cover tentative sectors of responsibility.</li> <li>d. Reports initial occupation to higher headquarters (FM voice/digital).</li> </ul> <p>*8. Commander initiates assembly area activities.</p> <ul style="list-style-type: none"> <li>a. Reviews organization and suitability of assembly area with quarters party leader.</li> <li>b. Checks suitability of command post location.</li> <li>c. Ensures overlapping observation and direct fire coverage.</li> </ul>		



TASK STEPS AND PERFORMANCE MEASURES	GO	NO-GO
<p><b>Note:</b> 360-degree observation and direct fire weapons coverage is mandatory if the unit is occupying the assembly area by itself.</p> <hr/> <ul style="list-style-type: none"> <li>d. Directs platoon leaders to prepare platoon fire plans.</li> <li>e. Coordinates indirect fire support.</li> <li>f. Determines and implements priorities of work.</li> <li>g. Reconnoiters routes of withdrawal.</li> <li>h. Directs platoon leaders to compile and submit platoon situation reports.</li> <li>i. Coordinates with adjacent units (if any) to ensure there is overlapping observation and direct fire weapons coverage of area.</li> <li>j. Establishes mounted and dismounted observation posts, as necessary.</li> <li>k. Establishes security at entrances and exits to assembly area, as necessary.</li> <li>l. Establishes dismounted patrols, as necessary.</li> <li>m. Directs emplacement of hasty obstacles and sensors to reduce dead space, as necessary.</li> <li>n. Directs emplacement of biological and chemical alarms and platoon early warning systems.</li> <li>o. Directs camouflaging of vehicles and equipment.</li> <li>p. Establishes communications security in accordance with OPORD, SOP, and higher commander's guidance.</li> </ul> <hr/> <p><b>Note:</b> This may include employment of digital systems, wire communications, or use of low power on single-channel ground and airborne radio system (SINCGARS) radios.</p> <hr/> <ul style="list-style-type: none"> <li>q. Establishes noise, light, and litter discipline.</li> <li>r. Establishes readiness condition (REDCON) level in accordance with OPORD, METT-TC, and higher commander's guidance.</li> </ul> <p>(1) REDCON-1 (full alert). OR</p> <hr/> <p><b>Note:</b> A period of maximum preparedness, REDCON-1 ensures all crew members are alert and prepared for action immediately. Vehicles are loaded and secured, and weapons are manned. Digital linkup, if applicable, is complete. Vehicles are ready to move immediately, with engines running and observation posts pulled in.</p> <hr/> <p>(2) REDCON-2 (full alert). OR</p> <hr/> <p><b>Note:</b> Equipment is stowed. Digital linkup, if applicable, is complete. Platoon vehicles and weapons are manned. Observation posts and chemical alarms are pulled in. Engines are off. All vehicles are ready to move within 15 minutes of notification.</p> <hr/>		

TASK STEPS AND PERFORMANCE MEASURES	GO	NO-GO
<p>(3) REDCON-3 (reduced alert). OR</p> <hr/> <p><b>Note:</b> Fifty percent of each crew stands down for feeding, rest, maintenance, or troop leading procedures. Remaining personnel man vehicles, weapons, and observation posts; monitor radios; and continue with assembly area procedures. Digital link within unit is maintained. Vehicles are ready to move within 30 minutes of notification.</p> <hr/> <p>(4) REDCON-4 (minimum alert).</p> <hr/> <p><b>Note:</b> One man per vehicle monitors radios and phones; remainder of each crew stands down for feeding, rest, maintenance, or troop leading procedures. One vehicle per platoon has crew-served weapons manned. Digital link is maintained with platoon leaders or platoon sergeants, as applicable. Observation posts are manned. Vehicles are ready to move within 1 hour of notification.</p> <hr/> <p>*9. Commander reports establishment of assembly area to higher headquarters and submits consolidated situation report (FM voice or digital).</p> <p>*10. Commander prepares troop fire plan.</p> <ul style="list-style-type: none"> <li>a. Develops troop fire plan using platoon fire plans and information from higher headquarters and adjacent units.</li> <li>b. Ensures fire plan affords overlapping sectors of observation and fire (including supporting fires) within the unit and with adjacent units.</li> <li>c. Sends copy of fire plan to the higher headquarters commander (messenger or digital).</li> </ul> <p>11. Unit conducts priorities of work.</p> <ul style="list-style-type: none"> <li>a. Establishes and maintains security in accordance with commander's guidance, OPORD, FRAGO, and/or unit SOP.</li> <li>b. Performs necessary vehicle and equipment maintenance procedures including the following: <ul style="list-style-type: none"> <li>(1) Reports equipment deficiencies through the platoon sergeant to the first sergeant (1SG) or supply sergeant, organizational maintenance personnel, and/or higher echelon maintenance personnel.</li> <li>(2) Within capabilities, recovers or evacuates damaged vehicles and equipment.</li> <li>(3) Performs emergency repairs and operator maintenance, as necessary.</li> <li>(4) Performs and/or assists with scheduled maintenance.</li> </ul> </li> <li>c. Coordinates and conducts resupply, including refueling and rearmament.</li> <li>d. Develops and implements sleep plan.</li> </ul> <p>12. Unit performs field sanitation operations, as required.</p> <ul style="list-style-type: none"> <li>a. Maintains adequate supply of potable water.</li> <li>b. Establishes latrines and hand-washing facilities.</li> <li>c. Performs personal hygiene activities.</li> </ul>		

TASK STEPS AND PERFORMANCE MEASURES	GO	NO-GO
<p>d. If a dining facility section is present, establishes mess facilities and ensures safe food preparation, storage, and disposal.</p> <p>13. Unit continues to improve the assembly area, as necessary.</p> <p>a. Improves camouflage.</p> <p>b. Improves positions for survivability.</p> <p>c. Clears fields of fire.</p> <p>d. Emplaces obstacles and barriers.</p> <p>e. Continues liaison with locals, as necessary.</p> <p>14. Unit prepares to depart the assembly area.</p> <p>a. Conducts police call to ensure no equipment, supplies, or other items of tactical or intelligence value is left behind.</p> <p>b. Troop commander progressively increases readiness levels, as required, based on higher commander's guidance or SOP.</p>		

TASK PERFORMANCE / EVALUATION SUMMARY BLOCK							
ITERATION	1	2	3	4	5	M	TOTAL
TOTAL TASK STEPS EVALUATED							
TOTAL TASK STEPS "GO"							
TRAINING STATUS "GO"/"NO-GO"							

\* indicates a leader task step.

SUPPORTING INDIVIDUAL TASKS

Task Number	Task Title	References
031-503-1037(SL1)	Detect Chemical Agents Using M8 or M9 Detector Paper	STP 21-1-SMCT
052-191-1361(SL1)	Camouflage Yourself and Your Individual Equipment	STP 21-1-SMCT
052-191-1362(SL1)	Camouflage Equipment	STP 21-1-SMCT
052-195-3066(SL3)	Direct Construction of Nonexplosive Obstacles	STP 21-24-SMCT
071-022-0015(SL1)	Prepare a Range Card for a Caliber .50 M2 Machine Gun	STP 21-1-SMCT
071-312-4032(SL1)	Prepare a Range Card for an M249 Machine Gun	STP 21-1-SMCT
071-325-4425(SL1)	Employ an M18A1 Claymore Mine	STP 21-1-SMCT
071-326-0513(SL1)	Select Temporary Fighting Positions	STP 21-1-SMCT
071-326-5703(SL1)	Construct Individual Fighting Positions	STP 21-1-SMCT
071-326-5704(SL2)	Supervise Construction of a Fighting Position	STP 21-24-SMCT
071-326-5705(SL2)	Establish an Observation Post	STP 21-24-SMCT
071-326-5775(SL4)	Coordinate With an Adjacent Platoon	STP 21-24-SMCT
071-326-5805(SL3)	Conduct a Route Reconnaissance Mission	STP 21-24-SMCT
071-329-1006(SL1)	Navigate From One Point on the Ground to Another Point While Dismounted	STP 21-1-SMCT
071-329-1019(SL2)	Use a Map Overlay	STP 21-24-SMCT
071-329-1030(SL1)	Navigate From One Point on the Ground to Another Point While Mounted	STP 21-1-SMCT
071-331-0815(SL1)	Practice Noise, Light, and Litter Discipline	STP 21-1-SMCT

## SUPPORTING INDIVIDUAL TASKS

Task Number	Task Title	References
071-410-0012(SL3)	Conduct Occupation of an Assembly Area	STP 21-24-SMCT
071-710-0006(SL1)	Plan Use of Night Vision Devices	STP 21-1-SMCT
081-831-1047(SL4)	Supervise the Implementation of Preventive Medicine Policies	STP 21-24-SMCT
081-831-1053(SL1)	Practice Individual Preventive Medicine Countermeasures	STP 21-1-SMCT
081-831-9000(SL2)	Implement Preventive Medicine Measures (PMM)	STP 21-24-SMCT
091-CLT-4029(SL2)	Supervise Preventive Maintenance Checks and Services (PMCS)	STP 21-24-SMCT
101-92Y-0001(SL4)	Supervise Supply Activities	STP 21-24-SMCT
101-92Y-0002(SL3)	Plan Tactical Resupply Operations	STP 21-24-SMCT
101-CLT-0198(SL4)	Supervise Tactical Feeding Operation	STP 21-24-SMCT
113-600-2001(SL1)	Communicate Via a Tactical Telephone	STP 21-1-SMCT
113-637-2001(SL1)	Communicate Via a Tactical Radio	STP 21-1-SMCT
151-357-0001(SL4)	Supervise CSS Functions During Platoon Operations	STP 21-24-SMCT
441-091-3000(SL3)	Supervise the Implementation of Air Defense Measures	STP 21-24-SMCT
805C-PAD-4595(SL4)	Supervise Cross-Leveling of Personnel	STP 21-24-SMCT
850-001-2000(SL2)	Employ Accident Prevention Measures and Risk Management Process	STP 21-24-SMCT
850-001-3001(SL3)	Control Mission Safety Hazard	STP 21-24-SMCT
850-001-4001(SL4)	Integrate Risk Management Into Platoon	STP 21-24-SMCT

## SUPPORTING COLLECTIVE TASKS

Task Number	Task Title	References
17-3-2000.17-RSTP	Conduct Assembly Area Activities	

## OPFOR TASKS AND STANDARDS

**TASK: Disrupt Enemy Movement and Operations Using Persistent and Nonpersistent Chemical Weapons (34-OPFOR-1001)**

**CONDITION:** Conventional artillery weapons or aircraft are available to deliver chemical weapons. Routes and key bases in the rear area have been selected.

**STANDARD:** Chemical agents are delivered into targeted areas. The movement of enemy supplies and equipment to forward areas is delayed by disrupting command and control systems. Enemy movement is successfully channeled into predesignated ambush areas. Enemy supplies and equipment are contaminated. A high rate of casualties is inflicted on enemy forces.

**TASK: Conduct Sniper Operations (34-OPFOR-1005)**

**CONDITION:** Opposing force (OPFOR) element has received a sniper mission from headquarters. Snipers are assigned missions in the enemy rear area along major supply routes and near support sites.

**STANDARD:** Infiltrate enemy area of operations and set up a well-concealed location. Vehicle drivers or personnel on foot are engaged with short bursts of semiautomatic fire. Selected targets are killed or wounded. Prevent position from being discovered and evacuate the area without being detected. Results of the operation are reported to OPFOR headquarters.

**TASK: Conduct Air Attacks (34-OPFOR-1006)**

**CONDITION:** OPFOR elements in the rear area have forwarded the coordinates of enemy facilities and elements. OPFOR aircraft have been dispatched to attack enemy installations or convoys.

**STANDARD:** Locate support sites, command and control facilities, and/or convoys. Conduct attack runs on designated targets. Enemy equipment, supplies, and vehicles are destroyed and enemy personnel are killed.

**TASK: Conduct Aerial Reconnaissance (34-OPFOR-1007)**

**CONDITION:** OPFOR HQ requires intelligence on the location and identification of enemy elements. Aircraft is dispatched to take photographs and conduct a visual inspection of enemy area.

**STANDARD:** Locate and photograph enemy positions in assigned sectors, including support and storage bases and command and control facilities. Visual checks are conducted when possible. The enemy is not engaged. Priority intelligence requests and other information requirements (IRs) are reported to OPFOR HQ.

**TASK: Conduct Raid (34-OPFOR-1009)**

**CONDITION:** OPFOR element has occupied an objective rally point and has orders to conduct a raid on a rear area base.

**STANDARD:** Surprise the enemy forces. Assault enemy support base and accomplish assigned tasks. Specified equipment and supplies are destroyed. Decisive engagement is avoided. All personnel are withdrawn from the area within the prescribed time. The collected intelligence data satisfies the priority intelligence requirements (PIRs).

**TASK: Attack (34-OPFOR-1010)**

**CONDITION:** Enemy rear area support base has been located. PIRs and other intelligence requirements have been obtained by OPFOR patrols. Element has automatic and antiarmor weapons, and light mortars. Element is approximately the size of two platoons.

**STANDARD:** An attack plan is developed. An attack is initiated using a scheme of maneuver that exploits enemy flanks, gaps, and weaknesses. Covered and concealed routes are used to approach enemy areas. Employ indirect fire to support attack. Penetrate enemy defenses. Destroy equipment and supplies, inflict casualties, isolate the support base, and block reinforcements. The enemy unit is forced to displace.

**TASK: Conduct Electronic Warfare (34-OPFOR-1012)**

**CONDITION:** OPFOR employs collection and direction-finding assets (ground and air) to monitor and locate enemy forces.

**STANDARD:** Locate the positions of enemy command, intelligence, and logistics units. Forward the locations of the positions to OPFOR headquarters. Use jamming signals against enemy radio receivers. Monitor enemy radio networks and report all information of intelligence value to OPFOR HQ.

**TASK: Engage With Indirect Fires (34-OPFOR-1033)**

**CONDITION:** OPFOR unit or observation post is deployed observing a likely avenue of approach. Threat forces are conducting tactical movement along the avenue of approach. OPFOR has communications with supporting indirect fire assets.

**STANDARD:** Threat forces are detected without giving away OPFOR locations. Detected threat forces are engaged with indirect fires resulting in threat losses, suppression, or neutralization.

**ELEMENT:** Company Headquarters

**TASK: Conduct Company-Level Maintenance Operations [for Unit without a Maintenance Element] (43-2-C336.34-0001)**

(FM 4-30.3)

(DA Pam 738-750)

(FM 3-5)

(AR 220-1)

(FM 9-43-2)

(STP 21-24-SMCT)

(AR 700-138)

(FM 3-11.4)

**ITERATION:** 1 2 3 4 5 M (Circle)

**COMMANDER/LEADER ASSESSMENT:** T P U (Circle)

**CONDITIONS:** Company headquarters is receiving requests from elements for maintenance support. Equipment may be inoperative and require unit-level maintenance. The company is not authorized a maintenance section or mechanics. The commander has developed a maintenance plan. Some iterations of this task should be performed in mission-oriented protective posture level 4 (MOPP4).

**TASK STANDARDS:** Unit vehicles and equipment were maintained in accordance with Department of the Army standards. Time required to conduct maintenance is increased when conducting this task in MOPP4.

TASK STEPS AND PERFORMANCE MEASURES	GO	NO-GO
<p><b>*1.</b> Company commander and motor officer direct unit maintenance program.</p> <ul style="list-style-type: none"> <li>a. Monitor implementation of unit maintenance program.</li> <li>b. Identify company operational readiness levels by reviewing vehicle and equipment status reports.</li> <li>c. Approve use of controlled exchange when required repair parts are not available.</li> <li>d. Approve repairs using battle damage assessment and repair (BDAR) procedures when established repair procedures cannot be used.</li> <li>e. Coordinate maintenance assistance with supporting unit maintenance section.</li> <li>f. Check material condition status report for accuracy and completeness.</li> <li>g. Identify current or anticipated maintenance problems to minimize their impact on unit readiness.</li> <li>h. Coordinate resolution of maintenance problems with the support maintenance unit.</li> <li>i. Forward material condition status reports to higher headquarters.</li> </ul> <p><b>*2.</b> Supervise operator maintenance.</p> <ul style="list-style-type: none"> <li>a. Monitor performance of preventive maintenance checks and services (PMCS).</li> <li>b. Inspect vehicles, weapons, and equipment to ensure correct PMCS procedures are followed.</li> <li>c. Monitor primary load list for element's equipment.</li> <li>d. Request approval for BDAR.</li> <li>e. Maintain maintenance status of vehicles, weapons, and equipment.</li> <li>f. Provide input for material condition status report.</li> </ul> <p><b>3.</b> Perform operator maintenance.</p> <ul style="list-style-type: none"> <li>a. Perform PMCS in accordance with appropriate technical manuals.</li> </ul>		

TASK STEPS AND PERFORMANCE MEASURES	GO	NO-GO
<ul style="list-style-type: none"> <li>b. Notify element leader of maintenance problems beyond operator's capabilities.</li> <li>c. Assist maintenance team with repairs and services.</li> </ul> <p>4. Conduct transactions with supporting unit maintenance section.</p> <ul style="list-style-type: none"> <li>a. Identify category of maintenance.</li> <li>b. Request onsite repair.</li> <li>c. Correct all operator level maintenance deficiencies.</li> <li>d. Verify completion of repairs.</li> <li>e. Pick up equipment upon completion of repairs or services.</li> </ul>		

TASK PERFORMANCE / EVALUATION SUMMARY BLOCK							
ITERATION	1	2	3	4	5	M	TOTAL
TOTAL TASK STEPS EVALUATED							
TOTAL TASK STEPS "GO"							
TRAINING STATUS "GO"/"NO-GO"							

\* indicates a leader task step.

**SUPPORTING INDIVIDUAL TASKS**

Task Number	Task Title	References
091-CLT-3009(SL4)	Supervise Maintenance Operations	STP 21-24-SMCT
091-CLT-4029(SL2)	Supervise Preventive Maintenance Checks and Services (PMCS)	STP 21-24-SMCT
850-001-2000(SL2)	Employ Accident Prevention Measures and Risk Management Process	STP 21-24-SMCT
850-001-3001(SL3)	Control Mission Safety Hazard	STP 21-24-SMCT
850-001-4001(SL4)	Integrate Risk Management Into Platoon	STP 21-24-SMCT

SUPPORTING COLLECTIVE TASKS: None

**OPFOR TASKS AND STANDARDS**

**TASK: Conduct Electronic Warfare (34-OPFOR-1012)**

**CONDITION:** Opposing force (OPFOR) employs collection and direction-finding assets (ground and air) to monitor and locate enemy forces.

**STANDARD:** Locate the positions of enemy command, intelligence, and logistics units. Forward the locations of the positions to OPFOR headquarters. Use jamming signals against enemy radio receivers. Monitor enemy radio networks and report all information of intelligence value to OPFOR HQ.

**TASK: Disrupt Enemy Movement and Operations Using Tactical Nuclear Weapons (34-OPFOR-1002)**

**CONDITION:** Orders have been received to use tactical nuclear weapons in the enemy's rear area. Key locations have been identified.

**STANDARD:** Tactical nuclear missiles are delivered on target. Movement of equipment and supplies is disrupted or delayed to forward areas. Enemy equipment and supplies are destroyed. A high rate of nuclear casualties is inflicted among enemy troops.

**TASK: Conduct Hasty Ambush (34-OPFOR-1003)**

**CONDITION:** OPFOR element is moving in a concealed area when an enemy element is reported moving along an adjacent route.

**STANDARD:** The ambush site is prepared before the arrival of the enemy element. The enemy force is surprised and casualties are inflicted within the designated kill zone. Delay enemy march element from reaching its specified destination. Withdraw, on order, within 2 minutes of ambush initiation. Report results of mission to headquarters.

**TASK: Conduct Raid (34-OPFOR-1009)**

**CONDITION:** OPFOR element has occupied an objective rally point and has orders to conduct a raid on a rear area base.

**STANDARD:** Surprise the enemy forces. Assault enemy support base and accomplish assigned tasks. Specified equipment and supplies are destroyed. Decisive engagement is avoided. All personnel are withdrawn from the area within the prescribed time. The collected intelligence data satisfies the priority intelligence requirements (PIRs).

**TASK: Disrupt Enemy Movement and Operations Using Persistent and Nonpersistent Chemical Weapons (34-OPFOR-1001)**

**CONDITION:** Conventional artillery weapons or aircraft are available to deliver chemical weapons. Routes and key bases in the rear area have been selected.

**STANDARD:** Chemical agents are delivered into targeted areas. The movement of enemy supplies and equipment to forward areas is delayed by disrupting command and control systems. Enemy movement is successfully channeled into predesignated ambush areas. Enemy supplies and equipment are contaminated. A high rate of casualties is inflicted on enemy forces.



**ELEMENTS:** Company Headquarters  
 Operations Platoon Headquarters  
 DS Company MI Battalion

**TASK: Receive External Sling Load Resupply (55-2-C325.34-0001)**  
 (FM 10-27) (DA PAM 710-2-1) (FM 10-15)  
 (FM 10-27-4) (AR 30-22) (SB 708-48)

**ITERATION:** 1 2 3 4 5 M (Circle)

**COMMANDER/LEADER ASSESSMENT:** T P U (Circle)

**CONDITIONS:** Company is alerted for incoming resupply by external sling load. The battalion intelligence officer (S2) or operations officer (S3) (if immediate resupply) or supply officer (S4) (if routine resupply) notifies the company of the anticipated type and amount of supplies or equipment and the scheduled delivery time. The company has personnel trained in sling load procedures. Helicopter(s) deliver supplies and/or equipment to a designated landing zone near the company's position. The landing zone is secured. Slings and other materials may or may not be returned with delivery helicopter(s) to unit of origin. Company tactical standing operating procedures (TSOP) and battalion operation order (OPORD) are available. Some iterations of this task should be performed in mission-oriented protective posture level 4 (MOPP4).

**TASK STANDARDS:** Supplies and/or equipment are derigged and cleared from the landing zone (LZ). Time required to perform sling load operations increases when conducting this task in MOPP4.

TASK STEPS AND PERFORMANCE MEASURES	GO	NO-GO
<p><b>*1.</b> Develop supply and/or equipment receipt plan.</p> <ul style="list-style-type: none"> <li>a. Verify quantity and type of supplies and/or equipment and delivery time with S2, S3, or S4.</li> <li>b. Coordinate LZ security and location with S2 or S3.</li> <li>c. Appoint LZ officer or noncommissioned officer (NCO).</li> <li>d. Coordinate additional motor transport and special equipment requirements with S4.</li> <li>e. Assign appropriate number and composition of ground crew(s) based on tactical situation, type and quantity of cargo, and size of LZ.</li> <li>f. Request required protective equipment from unit supply facility.</li> <li>g. Brief LZ officer or NCO on tactical situation, size of operation, preparation, and clearance of LZ, protective equipment, and safety precautions.</li> <li>h. Disseminate plan to all company elements.</li> </ul> <p><b>*2.</b> LZ officer or NCO supervises external sling load resupply operations.</p> <ul style="list-style-type: none"> <li>a. Identifies wind direction and speed.</li> <li>b. Transmits wind direction and speed to incoming aircraft as requested.</li> <li>c. Identifies aircraft approach direction.</li> <li>d. Prepares LZ emergency security and reaction plan.</li> <li>e. Identifies ground crew(s) rendezvous or rally point(s).</li> <li>f. Secures all required LZ marking and personnel protection equipment.</li> <li>g. Organizes ground crew team(s).</li> </ul>		

TASK STEPS AND PERFORMANCE MEASURES	GO	NO-GO
<ul style="list-style-type: none"> <li>h. Briefs ground crew team(s) on tactical situation, size of operation, preparation and clearance of LZ, emergency procedures, protective equipment, and safety precautions.</li> <li>i. Assigns individual team member duties.</li> <li>j. Supervises derigging operations.</li> <li>k. Supervises loading of supplies and/or equipment on motor transport vehicles.</li> <li>l. Supervises LZ clearance activities.</li> <li>m. Enforces safety procedures.</li> <li>3. Perform LZ preparation activities.               <ul style="list-style-type: none"> <li>a. Remove all obstructions from LZ.</li> <li>b. Mark all unremovable obstructions.</li> <li>c. Clear all loose debris from the LZ.</li> <li>d. Set up all required visual markers.</li> <li>e. Position vehicles and other special equipment out of the LZ.</li> <li>f. Rehearse hand or arm and other visual signals.</li> </ul> </li> <li>4. Derig external sling load supplies or equipment.               <ul style="list-style-type: none"> <li>a. Wear hearing and eye protection.</li> <li>b. Employ safety precautions.</li> <li>c. Employ visual signals to guide helicopter to derigging point.</li> <li>d. Ground static discharge probe to cargo hook.</li> <li>e. Release load from helicopter.</li> <li>f. Provide "affirmative" signal to pilot for liftoff when load is unhooked and clear of helicopter.</li> </ul> </li> <li>5. Prepare slings and/or nets for air transport retrograde.               <ul style="list-style-type: none"> <li>a. Remove cargo sling and/or nets from supplies or equipment.</li> <li>b. Secure all slings and/or nets in a cargo net.</li> <li>c. Employ proper hand signals to guide helicopter into position.</li> <li>d. Ground static discharge probe to net rings.</li> <li>e. Connect sling equipment to helicopter cargo hook.</li> <li>f. Provide "affirmative" signal to pilot for liftoff when net is secure and all personnel are clear.</li> </ul> </li> <li>6. Clear LZ.               <ul style="list-style-type: none"> <li>a. Load all supplies or equipment on vehicle(s).</li> <li>b. Load all slings and/or nets and markers on vehicle(s).</li> <li>c. Remove all loose debris from LZ.</li> </ul> </li> </ul>		

TASK PERFORMANCE / EVALUATION SUMMARY BLOCK							
ITERATION	1	2	3	4	5	M	TOTAL
TOTAL TASK STEPS EVALUATED							
TOTAL TASK STEPS "GO"							
TRAINING STATUS "GO"/"NO-GO"							

\* indicates a leader task step.

**SUPPORTING INDIVIDUAL TASKS**

Task Number	Task Title	References
101-92Y-0001(SL4)	Supervise Supply Activities	STP 21-24-SMCT
101-92Y-0002(SL3)	Plan Tactical Re-Supply Operations	STP 21-24-SMCT
151-357-0001(SL4)	Supervise CSS Functions During Platoon Operations	STP 21-24-SMCT
850-001-2000(SL2)	Employ Accident Prevention Measures and Risk Management Process	STP 21-24-SMCT
850-001-3001(SL3)	Control Mission Safety Hazard	STP 21-24-SMCT
850-001-4001(SL4)	Integrate Risk Management Into Platoon	STP 21-24-SMCT

SUPPORTING COLLECTIVE TASKS: None

**OPFOR TASKS AND STANDARDS**

**TASK: Conduct Sniper Operations (34-OPFOR-1005)**

**CONDITION:** Opposing force (OPFOR) element has received a sniper mission from headquarters. Snipers are assigned missions in the enemy rear area along major supply routes and near support sites.

**STANDARD:** Infiltrate enemy area of operations and set up a well-concealed location. Vehicle drivers or personnel on foot are engaged with short bursts of semiautomatic fire. Selected targets are killed or wounded. Prevent position from being discovered and evacuate the area without being detected. Results of the operation are reported to OPFOR headquarters.

**TASK: Conduct Aerial Reconnaissance (34-OPFOR-1007)**

**CONDITION:** OPFOR HQ requires intelligence on the location and identification of enemy elements. Aircraft is dispatched to take photographs and conduct a visual inspection of enemy area.

**STANDARD:** Locate and photograph enemy positions in assigned sectors, including support and storage bases and command and control facilities. Visual checks are conducted when possible. The enemy is not engaged. Priority intelligence requests and other information requirements (IRs) are reported to OPFOR HQ.

**TASK: Gather Intelligence (34-OPFOR-1008)**

**CONDITION:** OPFOR elements, operating in the rear area, are planning attacks on enemy bases. Information is needed before plans are finalized.

**STANDARD:** Identify all priority intelligence requests and other intelligence requirements. Pass through any outpost, defensive wire, or warning device undetected. Move to an observation point that offers cover and concealment and is close enough to gather required information. Gather data that answers intelligence requirements. Withdraw from area undetected. Report all information of value to OPFOR headquarters.

**TASK: Conduct Electronic Warfare (34-OPFOR-1012)**

**CONDITION:** OPFOR employs collection and direction-finding assets (ground and air) to monitor and locate enemy forces.

**STANDARD:** Locate the positions of enemy command, intelligence, and logistics units. Forward the locations of the positions to OPFOR headquarters. Use jamming signals against enemy radio receivers. Monitor enemy radio networks and report all information of intelligence value to OPFOR HQ.

**TASK: Conduct Air Attacks (34-OPFOR-1006)**

**CONDITION:** OPFOR elements in the rear area have forwarded the coordinates of enemy facilities and elements. OPFOR aircraft have been dispatched to attack enemy installations or convoys.

**STANDARD:** Locate support sites, command and control facilities, and/or convoys. Conduct attack runs on designated targets. Enemy equipment, supplies, and vehicles are destroyed and enemy personnel are killed.

**TASK: Disrupt Enemy Movement and Operations Using Tactical Nuclear Weapons (34-OPFOR-1002)**

**CONDITION:** Orders have been received to use tactical nuclear weapons in the enemy's rear area. Key locations have been identified.

**STANDARD:** Tactical nuclear missiles are delivered on target. Movement of equipment and supplies is disrupted or delayed to forward areas. Enemy equipment and supplies are destroyed. A high rate of nuclear casualties is inflicted among enemy troops.

**TASK: Conduct Hasty Ambush (34-OPFOR-1003)**

**CONDITION:** OPFOR element is moving in a concealed area when an enemy element is reported moving along an adjacent route.

**STANDARD:** The ambush site is prepared before the arrival of the enemy element. The enemy force is surprised and casualties are inflicted within the designated kill zone. Delay enemy march element from reaching its specified destination. Withdraw, on order, within 2 minutes of ambush initiation. Report results of mission to headquarters.

**TASK: Conduct Raid (34-OPFOR-1009)**

**CONDITION:** OPFOR element has occupied an objective rally point and has orders to conduct a raid on a rear area base.

**STANDARD:** Surprise the enemy forces. Assault enemy support base and accomplish assigned tasks. Specified equipment and supplies are destroyed. Decisive engagement is avoided. All personnel are withdrawn from the area within the prescribed time. The collected intelligence data satisfies the priority intelligence requirements (PIRs).

**TASK: Disrupt Enemy Movement and Operations Using Persistent and Nonpersistent Chemical Weapons (34-OPFOR-1001)**

**CONDITION:** Conventional artillery weapons or aircraft are available to deliver chemical weapons. Routes and key bases in the rear area have been selected.

**STANDARD:** Chemical agents are delivered into targeted areas. The movement of enemy supplies and equipment to forward areas is delayed by disrupting command and control systems. Enemy movement is successfully channeled into predesignated ambush areas. Enemy supplies and equipment are contaminated. A high rate of casualties is inflicted on enemy forces.

**ELEMENTS:** Company Headquarters  
Operations Platoon Headquarters

**TASK: Perform Risk Management Procedures (71-3-C231.34-0001)**  
(FM 100-14) (AR 385-10)

**ITERATION:** 1 2 3 4 5 M (Circle)

**COMMANDER/LEADER ASSESSMENT:** T P U (Circle)

**CONDITIONS:** Unit is deployed performing its combat mission. Some iterations of this task should be performed in mission-oriented protective posture level 4 (MOPP4).

**TASK STANDARDS:** All leaders and soldiers are aware of all potential safety problems inherent in the conduct of the mission. Appropriate measures are taken to minimize risks. All risks taken are necessary to accomplish training objectives. Company trains to standard and does not take shortcuts that endanger unit members.

TASK STEPS AND PERFORMANCE MEASURES	GO	NO-GO
<p><b>*1.</b> Commander identifies risk and safety hazards.</p> <ul style="list-style-type: none"> <li>a. Analyze operation plan (OPLAN), fragmentary order (FRAGO), or operation order (OPORD) for specified and implied missions (tasks).</li> <li>b. Integrate safety into every phase of the planning process.</li> <li>c. Assess risks before issuing a FRAGO when missions or conditions change.</li> </ul> <p><b>*2.</b> Evaluate risk and safety hazards identified in the operation.</p> <ul style="list-style-type: none"> <li>a. Compare the risk to the acceptable level of risk in the commander's intent based on the stated training objective.</li> <li>b. Determine the likelihood of equipment and personnel losses from accidents.</li> <li>c. Describe the operation in terms of high, medium, or low risk.</li> <li>d. Prepare courses of action (COA) that minimize accidental losses.</li> </ul> <p><b>*3.</b> Eliminate or reduce risk and safety hazards.</p> <ul style="list-style-type: none"> <li>a. Choose COA that maximizes the operation and minimizes risk.</li> <li>b. Develop procedures that reduce risk and safety hazards.</li> <li>c. Prescribe safety and protective equipment.</li> <li>d. Brief elements prior to all operations.</li> </ul> <p><b>4.</b> Carry out safety procedures.</p> <ul style="list-style-type: none"> <li>a. Receive safety briefings prior to all operations.</li> <li>b. Practice safety procedures during all mission rehearsals.</li> <li>c. Make on-the-spot safety corrections.</li> </ul> <hr/> <p><b>Note:</b> Safety is a part of realism, and realism includes building safety into training so that safe practices, which eliminate accidents, become second nature during war. FM 3-0 emphasizes the need for boldness and states that commanders must take "risks and tenaciously press soldiers and systems" as an imperative. However, such an imperative is founded on the premise that protecting the force to the maximum possible ensures winning the battle.</p>		

TASK PERFORMANCE / EVALUATION SUMMARY BLOCK							
ITERATION	1	2	3	4	5	M	TOTAL
TOTAL TASK STEPS EVALUATED							
TOTAL TASK STEPS "GO"							
TRAINING STATUS "GO"/"NO-GO"							

\* indicates a leader task step.

SUPPORTING INDIVIDUAL TASKS

Task Number	Task Title	References
850-001-2000(SL2)	Employ Accident Prevention Measures and Risk Management Process	STP 21-24-SMCT
850-001-3001(SL3)	Control Mission Safety Hazard	STP 21-24-SMCT
850-001-4001(SL4)	Integrate Risk Management Into Platoon	STP 21-24-SMCT

SUPPORTING COLLECTIVE TASKS: None

OPFOR TASKS AND STANDARDS: None

**ELEMENTS:** Company Headquarters  
Operations Platoon Headquarters

**TASK: Establish and Operate a Single Channel Voice Radio Network with Single Channel Ground and Airborne Radio System (SINCGARS) System Improvement Program (SIP) (11-2-C302.34-0001)**

(FM 24-18)	(FM 20-3)	(FM 24-1)
(FM 24-33)	(FM 24-35)	(FM 3-11.4)
(FM 3-5)		

**ITERATION:** 1 2 3 4 5 M (Circle)

**COMMANDER/LEADER ASSESSMENT:** T P U (Circle)

**CONDITIONS:** The element is tactically deployed and must establish the communications networks. Operators were briefed and issued signal operating instructions (SOI) and signal supplemental instructions (SSI) extracts, numerical cipher authenticated system, operations codes, and brevity lists. Situational hazards such as nuclear, biological, chemical (NBC) conditions; opposing forces (OPFORs); electronic warfare (EW); and directional finding ability exist. Some iterations of this task should be performed in mission-oriented protective posture level 4 (MOPP4).

**TASK STANDARDS:** Operators establish and enter a radio network no later than the time prescribed in the operation plan (OPLAN) or operation order (OPORD). The network is not compromised. Performance in MOPP4 increases the time required to complete the task.

TASK STEPS AND PERFORMANCE MEASURES	GO	NO-GO								
<ol style="list-style-type: none"> <li>1. The crew or operator installs radio set for operation.                             <ol style="list-style-type: none"> <li>a. Secures radios in mount.</li> <li>b. Connects audio accessories.</li> <li>c. Installs antennas.</li> <li>d. Performs before operation preventive maintenance checks and services (PMCS).</li> </ol> </li> <li>2. The crew/operator initializes single-channel ground and radio system (SINCGARS) system improvement program (SIP) for single-channel operations.                             <ol style="list-style-type: none"> <li>a. Turns VAA power switch (CB1) to on.</li> <li>b. Performs self-test by turning FCTN switch to TST.</li> <li>c. Takes SINCGARS out of Packet (PCKT) mode. Sets SINCGARS FCTN switch to SQ on. Presses DATA (4) key and CHG (&amp;) key to take SINCGARS SIP out of PCKT mode.</li> <li>d. Loads variables:                                     <ol style="list-style-type: none"> <li>(1) Sets RT front panel switches as follows:                                             <table border="0" style="margin-left: 20px;"> <tr> <td>FCTN</td> <td>LD</td> </tr> <tr> <td>CHAN</td> <td>MAN</td> </tr> <tr> <td>MODE</td> <td>FH-M</td> </tr> <tr> <td>COMSEC</td> <td>CT</td> </tr> </table> </li> <li>(2) Turns on automated network control device (ANCD).</li> <li>(3) Selects Radio and presses Enter.</li> <li>(4) Selects Send and presses Enter.</li> <li>(5) Selects Radio and presses Enter.</li> <li>(6) Selects icon and presses Enter.</li> </ol> </li> </ol> </li> </ol>	FCTN	LD	CHAN	MAN	MODE	FH-M	COMSEC	CT		
FCTN	LD									
CHAN	MAN									
MODE	FH-M									
COMSEC	CT									

TASK STEPS AND PERFORMANCE MEASURES	GO	NO-GO
<p>(7) Connects fill cable to RT J3 AUD/FILL connector and presses down arrow on ANCD.</p> <p>(8) Presses down arrow on ANCD.</p> <p>(9) Selects Y and presses Enter.</p> <p>(10) Presses LOAD key on radio transmitter (RT) keypad.</p> <p>(11) Turns RT FCTN switch to SQ ON.</p> <p>(12) Steps CHAN switch through channels 1-6 and observes fills.</p> <p>e. Sets SINCGARS MODE switch to SC.</p> <p>f. Sets SINCGARS MODE switch to LD.</p> <p>g. Presses FREQ key.</p> <p>h. Presses CLR key.</p> <p>i. Enters assigned single channel frequency (5 digits) and presses STO key.</p> <p>j. Sets SINCGARS SIP FCTN switch to SQ ON and sets communications security (COMSEC) switch to CT.</p> <p>k. Enters assigned FM radio network.</p> <p>l. Sets up SINCGARS for operation in the Packet mode.</p> <p>(1) Uses RCU (2) key and CHG (7) key to put SINCGARS in RT mode.</p> <p>(2) Uses DATA (4) key and CHG (7) key to put SINCGARS in PCKT mode.</p> <p>3. Crew/operator makes initial entry into the network.</p> <p>a. Obtains appropriate call signs, suffixes, and frequencies from the SOI and SSI.</p> <p>b. Enters radio network.</p> <p>c. Authenticates when challenged by network control station (NCS).</p> <p>4. Crew/operator recognizes frequency interference.</p> <p>a. Recognizes jamming/interference.</p> <p>b. Determines if interference is internal or external.</p> <p>c. Determines if interference is intentional or unintentional.</p> <p>5. Crew/operator initiates prescribed electronic protection (EP) techniques.</p> <p>a. Continues operation.</p> <p>b. Increases transmit power.</p> <p>c. Tunes receiver for maximum signal.</p> <p>d. Relocates antenna.</p> <p>e. Requests frequency change.</p> <p>f. Reports suspected jamming to immediate supervisor.</p> <p>g. Submits meaconing, intrusion, jamming, and interference (MIJI) FEEDER report.</p> <p>6. Crew/operator employs preventive electronic counter-countermeasures (ECCM) and radio procedures.</p> <p>a. Uses only approved radiotelephone procedures, as required by the SOI and SSI.</p>		



TASK STEPS AND PERFORMANCE MEASURES	GO	NO-GO
<ul style="list-style-type: none"> <li>b. Encrypts and decrypts grid coordinates using the SOI and SSI (not necessary in secure voice operation).</li> <li>c. Keeps length and number of transmissions to a minimum (not more than 20 seconds per transmission).</li> <li>d. Uses lowest power setting required to communicate with desired stations.</li> <li>e. Uses correct call signs and frequencies.</li> <li>f. Observes periods of radio "listening" silence.</li> <li>g. Adheres to network discipline.</li> </ul>		

TASK PERFORMANCE / EVALUATION SUMMARY BLOCK							
ITERATION	1	2	3	4	5	M	TOTAL
TOTAL TASK STEPS EVALUATED							
TOTAL TASK STEPS "GO"							
TRAINING STATUS "GO"/"NO-GO"							

\* indicates a leader task step.

SUPPORTING INDIVIDUAL TASKS

Task Number	Task Title	References
113-573-4003	Encode and Decode Message Using KTC 600(*) Tactical Operations Code	

SUPPORTING COLLECTIVE TASKS: None

OPFOR TASKS AND STANDARDS

**TASK: Conduct Electronic Warfare (34-OPFOR-1012)**

**CONDITION:** Opposing force (OPFOR) Employs collection and direction-finding assets (ground and air) to monitor and locate enemy forces.

**STANDARD:** Locate the positions of enemy command, intelligence, and logistics units. Forward the locations of the positions to OPFOR headquarters. Use jamming signals against enemy radio receivers. Monitor enemy radio networks and report all information of intelligence value to OPFOR HQ.

**ELEMENTS:** Operations Platoon Headquarters  
 Company Headquarters

**TASK: Install/Operate/Maintain a Single Channel Ground and Airborne Radio System (SINCGARS) Frequency Hopping (FH) Network (11-3-1102.34-0001)**

(FM 24-18)	(FM 20-3)	(FM 24-19)
(FM 24-33)	(FM 24-35)	(FM 3-11.4)
(FM 3-5)		

**ITERATION:** 1      2      3      4      5      M      (Circle)

**COMMANDER/LEADER ASSESSMENT:**      T      P      U      (Circle)

**CONDITIONS:** The team was briefed and has signal operating instructions (SOI); signal supplemental instructions (SSI) extracts; and appropriate loading devices with keys, maps, and grid coordinates. Steps one through four of this task are accomplished in the motor pool or staging area prior to going to the field location. Some iterations of this task should be performed in mission-oriented protective posture level 4 (MOPP4).

**TASK STANDARDS:** The single-channel ground and airborne radio system (SINCGARS) radio sets are operational in accordance with the tactical standing operating procedures (TSOP) and the operation plan (OPLAN) or operation order (OPORD). Performance in MOPP4 increases time required to complete the task.

TASK STEPS AND PERFORMANCE MEASURES	GO	NO-GO
<p><b>Safety Note:</b> Follow all appropriate safety guidelines and regulations. All commanders who use the OE-254/RC-292 antenna families must comply with the following: (1) Follow procedures outlined in TM 11-5985-357-13. (2) Wear protective equipment when erecting and assembling the antennas (eye goggles, helmet, gloves). (3) Install element tip protectors (NSN: 5985-00-930-7223) or other suitable tip caps (locally modified tennis balls, rubber tubing, etc.) over the tip ends as authorized in Army Communications-Electronics Command (CECOM) Message 031800Z Feb 89. (4) Prohibit unauthorized modifications (use of camouflage poles in lieu of the OE-254 mast sections). (5) Prohibit raising the antenna past its maximum safe height. (6) Inspect all OE-254 antenna masts for the presence of "through" cracks around the notch before and after erection. Remove all antenna masts from service if "through" cracks of 1/4 inch (0.6 centimeters) or greater are identified and order replacement masts. (7) Use a gin pole or other suitable device to lift the antenna feed cone with elements off the ground to erect. This will reduce the stress placed on the antenna during erection. (8) Do not place an individual under the antenna during the erection process. (9) Remove one upper mast section as authorized by CECOM Message 101800Z Mar 90.</p>		

TASK STEPS AND PERFORMANCE MEASURES	GO	NO-GO
<p><b>*1. Check radios for completeness and operability.</b></p> <ul style="list-style-type: none"> <li>a. Ensure vehicular and/or man pack systems are assembled correctly.</li> </ul> <div style="border: 1px solid black; padding: 10px; margin: 10px 0; text-align: center;"> <p><b>WARNING</b></p> <p><b>High voltages exist at connector J1 on the mounting adapter. Be sure J1 is covered or capped when not in use.</b></p> </div> <ul style="list-style-type: none"> <li>b. Ensure operator has logged amp-hours (man pack only).</li> <li>c. Ensure preoperational preventive maintenance checks and services (PMCS) are completed.</li> </ul> <div style="border: 1px solid black; padding: 10px; margin: 10px 0; text-align: center;"> <p><b>CAUTION</b></p> <p>Radio frequency (RF) energy is present near the antenna during transmission. Maintain at least 30 inches (0.76 meter) between vehicular antenna and personnel during transmission. An antenna tip cap must be in place on the antenna. Tie down the antenna so the distance from the ground to the tip cap is 7 feet (2.13 meters) or more.</p> </div> <p><b>*2. Select the site.</b></p> <ul style="list-style-type: none"> <li>a. Select primary and alternate locations within the general site.</li> <li>b. Establish and maintain camouflage discipline.</li> <li>c. Ensure location provides effective use of terrain in an electronic warfare environment.</li> <li>d. Ensure location avoids interference from power lines and other friendly sources of frequency interference.</li> </ul> <p><b>3. Perform premission checks for SINCGARS hopping cold-start network opening.</b></p> <ul style="list-style-type: none"> <li>a. Perform before-operation PMCS.</li> <li>b. Load transmission security key using AN/CYZ-10 automated network control devices (ANCD).</li> <li>c. Load hopset using AN/CYZ-10 (ANCD).</li> <li>d. Load traffic encryption key using KYK-13.</li> </ul> <p><b>4. Network control station performs premission checks for SINCGARS frequency hopping cold-start network opening.</b></p> <ul style="list-style-type: none"> <li>a. Performs preoperational PMCS.</li> <li>b. Loads transmission security key and hopset using AN/CYZ-10 (ANCD).</li> <li>c. Loads hopset using AN/CYZ-10 (ANCD).</li> <li>d. Loads traffic encryption key using KYK-13.</li> </ul>		

TASK STEPS AND PERFORMANCE MEASURES	GO	NO-GO
<ul style="list-style-type: none"> <li>e. Loads frequency hopping sync time in accordance with SOI and SSI.</li> <li>f. Loads CUE frequency.</li> <li>g. Directs alternate network control station to load CUE frequency as required.</li> <li>h. Changes network identification in accordance with SOI and SSI.</li> </ul> <p>5. Network control station opens network.</p> <ul style="list-style-type: none"> <li>a. Issue network call in the secure mode on the MAN position channel.</li> <li>b. Issue electronic counter-countermeasures remote fill instructions and send electronic counter-countermeasures remote fill.</li> <li>c. Set channel switch to hopset channel and issue network call.</li> <li>d. Open network.</li> <li>e. Reset channel switch to MAN and call missing network members.</li> <li>f. Repeat cold-start.</li> <li>g. Set function switch to SQ ON.</li> </ul> <p>6. Enter net.</p> <ul style="list-style-type: none"> <li>a. Respond in correct sequence to network call.</li> <li>b. Store electronic counter-countermeasures remote fill, set channel switch to hopset channel, and function switch to SQ ON.</li> <li>c. Respond in correct sequence to network call.</li> <li>d. If electronic counter-countermeasures remote fill missed or heard no communications on hopset channel, reset channel switch to MAN and function switch to LO.</li> <li>e. Respond in sequence to network control station call.</li> </ul> <p>7. Perform late network entry, CUE, and electronic counter-countermeasures remote fill method.</p> <ul style="list-style-type: none"> <li>a. Perform premission checks for frequency hopping cold-start.</li> <li>b. Load CUE frequency in accordance with SOI and SSI.</li> <li>c. Initiate CUE call.</li> <li>d. Report into network.</li> <li>e. Switch to MAN channel and conduct cold-start network opening.</li> </ul> <p>8. Use proper radio procedures.</p> <ul style="list-style-type: none"> <li>a. Keep the length and number of transmissions to a minimum.</li> <li>b. Use the lowest power setting required to communicate.</li> <li>c. Use authorized call signs and frequencies.</li> <li>d. Observe periods of radio listening silence.</li> <li>e. Operate on a random schedule.</li> <li>f. Adhere to network discipline.</li> </ul>		

TASK STEPS AND PERFORMANCE MEASURES	GO	NO-GO
<p><b>9.</b> Recognize different types of interference.</p> <ul style="list-style-type: none"> <li><b>a.</b> Check RT SIG display when not transmitting if the display is constantly or intermittently higher than 1; discount antenna to determine if interference is internal or external.</li> <li><b>b.</b> Notify maintenance of internal symptoms.</li> <li><b>c.</b> Initiate electronic counter-countermeasures for external symptoms.</li> </ul> <p><b>10.</b> Initiate electronic counter-countermeasure actions.</p> <ul style="list-style-type: none"> <li><b>a.</b> Continue to operate.</li> <li><b>b.</b> Do not disclose in the clear the effectiveness of the jamming.</li> <li><b>c.</b> Reduce transmission speed.</li> <li><b>d.</b> Increase transmitter power.</li> <li><b>e.</b> Relocate antenna.</li> <li><b>f.</b> Prepare and forward meaconing, interference, jamming, and intrusion (MIJI) feeder voice template message report to supervisor.</li> </ul> <p><b>11.</b> Extend the range of the radio station.</p> <ul style="list-style-type: none"> <li><b>a.</b> Inspect OE-254 for serviceability.</li> <li><b>b.</b> Install OE-254 antenna (team method).</li> <li><b>c.</b> Accomplish the transaction from the whip to OE-254 without unnecessary interruption of service.</li> </ul> <p><b>12.</b> The retransmission team establishes a retransmission site.</p> <ul style="list-style-type: none"> <li><b>a.</b> Installs and connects OE-354.</li> <li><b>b.</b> Performs pre-operational PMCS.</li> <li><b>c.</b> Loads CMD NET MAN frequency in radio C.</li> <li><b>d.</b> Loads CMD NET MAN and CUE frequencies in radio D.</li> <li><b>e.</b> Loads transmission security key and traffic encryption key into both radios (external communications security only).</li> <li><b>f.</b> Loads hopset and traffic encryption key into both radios (internal communications security only).</li> <li><b>g.</b> CUEs late network entry using radio D.</li> <li><b>h.</b> Stores electronic counter-countermeasures remote fill in both radios.</li> <li><b>i.</b> Charges radio D to RTS MAN and CUE frequencies and RTS net identification.</li> <li><b>j.</b> Sets radios C and D function switches to retransmit.</li> </ul> <p><b>13.</b> Initiate network radio interface call.</p> <ul style="list-style-type: none"> <li><b>a.</b> Call the network radio interface operator on the network radio interface hopset channel or initiate a CUE call on the NCI CUE channel as required.</li> <li><b>b.</b> Switch to network radio interface MAN channel.</li> <li><b>c.</b> Establish communications on the network radio interface hopset channel.</li> <li><b>d.</b> Identify telephone subscriber by call sign or telephone number.</li> </ul>		

TASK STEPS AND PERFORMANCE MEASURES	GO	NO-GO
<b>14.</b> Maintain single channel ground and airborne radio system (SINCGARS) network. <ul style="list-style-type: none"> <li>a. Perform PMCS as required.</li> <li>b. Perform fault isolation as required.</li> <li>c. Perform user level maintenance as required.</li> <li>d. Evacuate faulty equipment as required.</li> <li>e. Complete all necessary entries in maintenance records.</li> <li>f. Report all uncorrected deficiencies to immediate supervisor.</li> </ul>		
<b>15.</b> Network control station closes the network. <ul style="list-style-type: none"> <li>a. Call network and issue close-down instructions.</li> <li>b. Receive acknowledgment in correct sequence.</li> <li>c. Acknowledge network members.</li> <li>d. Perform after-operation PMCS.</li> </ul>		

TASK PERFORMANCE / EVALUATION SUMMARY BLOCK							
ITERATION	1	2	3	4	5	M	TOTAL
TOTAL TASK STEPS EVALUATED							
TOTAL TASK STEPS "GO"							
TRAINING STATUS "GO"/"NO-GO"							

\* indicates a leader task step.

**SUPPORTING INDIVIDUAL TASKS**

Task Number	Task Title	References
113-571-1022	Perform Voice Communications	STP 21-1-SMCT
113-573-8006	Use an Automated Signal Operation Instruction (SOI)	STP 21-24-SMCT
113-637-2001(SL1)	Communicate Via a Tactical Radio	STP 21-1-SMCT
301-806-1451	Operate SINCGARS Radio	STP 34-98G14-SM-TG
850-001-2000(SL2)	Employ Accident Prevention Measures and Risk Management Process	STP 21-24-SMCT
850-001-3001(SL3)	Control Mission Safety Hazard	STP 21-24-SMCT
850-001-4001(SL4)	Integrate Risk Management Into Platoon	STP 21-24-SMCT

SUPPORTING COLLECTIVE TASKS: None

**OPFOR TASKS AND STANDARDS**

**TASK: Conduct Electronic Warfare (34-OPFOR-1012)**

**CONDITION:** Opposing force (OPFOR) employs collection and direction-finding assets (ground and air) to monitor and locate enemy forces.

**STANDARD:** Locate the positions of enemy command, intelligence, and logistics units. Forward the locations of the positions to OPFOR headquarters. Use jamming signals against enemy radio receivers. Monitor enemy radio networks and report all information of intelligence value to OPFOR HQ.

**TASK: Disrupt Enemy Movement and Operations Using Tactical Nuclear Weapons (34-OPFOR-1002)**

**CONDITION:** Orders have been received to use tactical nuclear weapons in the enemy's rear area. Key locations have been identified.

**STANDARD:** Tactical nuclear missiles are delivered on target. Movement of equipment and supplies is disrupted or delayed to forward areas. Enemy equipment and supplies are destroyed. A high rate of nuclear casualties is inflicted among enemy troops.

**TASK: Disrupt Enemy Movement and Operations Using Persistent and Nonpersistent Chemical Weapons (34-OPFOR-1001)**

**CONDITION:** Conventional artillery weapons or aircraft are available to deliver chemical weapons. Routes and key bases in the rear area have been selected.

**STANDARD:** Chemical agents are delivered into targeted areas. The movement of enemy supplies and equipment to forward areas is delayed by disrupting command and control systems. Enemy movement is successfully channeled into predesignated ambush areas. Enemy supplies and equipment are contaminated. A high rate of casualties is inflicted on enemy forces.

**TASK: Conduct Hasty Ambush (34-OPFOR-1003)**

**CONDITION:** OPFOR element is moving in a concealed area when an enemy element is reported moving along an adjacent route.

**STANDARD:** The ambush site is prepared before the arrival of the enemy element. The enemy force is surprised and casualties are inflicted within the designated kill zone. Delay enemy march element from reaching its specified destination. Withdraw, on order, within 2 minutes of ambush initiation. Report results of mission to headquarters.

**TASK: Conduct Raid (34-OPFOR-1009)**

**CONDITION:** OPFOR element has occupied an objective rally point and has orders to conduct a raid on a rear area base.

**STANDARD:** Surprise the enemy forces. Assault enemy support base and accomplish assigned tasks. Specified equipment and supplies are destroyed. Decisive engagement is avoided. All personnel are withdrawn from the area within the prescribed time. The collected intelligence data satisfies the priority intelligence requirements (PIRs).

**ELEMENTS:** Company Headquarters  
 Operations Platoon Headquarters

**TASK: Establish and Operate a Single Channel Voice Radio Network (11-3-C302.34-0001)**  
 (FM 24-18) (FM 24-1) (FM 24-19)  
 (FM 24-33)

**ITERATION:** 1 2 3 4 5 M (Circle)

**COMMANDER/LEADER ASSESSMENT:** T P U (Circle)

**CONDITIONS:** The element is tactically deployed and must establish communications networks. Operators were briefed and have issued signal operating instructions (SOI) and signal supplemental instructions (SSI) extracts, numerical cipher, authentication system, operations codes, and brevity lists. Situational hazards such as nuclear, biological, and chemical (NBC) conditions, opposing force (OPFOR), electronic warfare, and directional finding ability exist. Some iterations of this task should be performed in mission-oriented protective posture level 4 (MOPP4).

**TASK STANDARDS:** Establishes and enters a radio network no later than the time prescribed in the operation order (OPORD) or operation plan (OPLAN). The network is not compromised. Performance in MOPP4 increases the time required to complete the task.

TASK STEPS AND PERFORMANCE MEASURES	GO	NO-GO
<ol style="list-style-type: none"> <li>1. Install radio set for operation.                             <ol style="list-style-type: none"> <li>a. Secure radios in mount.</li> <li>b. Connect audio accessories.</li> <li>c. Install antennas.</li> <li>d. Perform before-operation preventive maintenance checks and services (PMCS).</li> <li>e. Perform operational checks for radios.</li> </ol> </li> <li>2. Make initial entry into radio network(s).                             <ol style="list-style-type: none"> <li>a. Obtain appropriate call signs, suffixes, and frequencies from SOI and SSI.</li> <li>b. Enter a radio network.</li> <li>c. Authenticate when challenged by network control station.</li> </ol> </li> <li>3. Recognize frequency interference.                             <ol style="list-style-type: none"> <li>a. Recognize jamming and interference.</li> <li>b. Determine if interference is internal or external.</li> <li>c. Determine if interference is intentional or unintentional.</li> </ol> </li> <li>4. Initiate prescribed electronic counter-countermeasures.                             <ol style="list-style-type: none"> <li>a. Continue to operate.</li> <li>b. Increase transmitter power.</li> <li>c. Tune receiver for maximum signal.</li> <li>d. Relocate antenna.</li> </ol> </li> </ol>		



TASK STEPS AND PERFORMANCE MEASURES	GO	NO-GO
<ul style="list-style-type: none"> <li>e. Request frequency change.</li> <li>f. Report suspected jamming to immediate supervisor.</li> <li>g. Submit meaconing, interference, jamming, and intrusion (MIJI) feeder report.</li> </ul> <p>5. Employ preventive electronic counter-countermeasures and radio procedures.</p> <ul style="list-style-type: none"> <li>a. Load appropriate key variables using the AN/CYZ-10 (ANCD).</li> <li>b. Use only approved radiotelephone procedures as required by SOI and SSI.</li> <li>c. Encrypt and decrypt grid coordinates using the SOI and SSI (not necessary in secure voice operation).</li> <li>d. Keep the length and number of transmissions to a minimum (not more than 20 seconds per transmission).</li> <li>e. Use the lowest power setting possible to communicate with required stations.</li> <li>f. Use correct call signs and frequencies.</li> <li>g. Observe periods of radio listening silence.</li> <li>h. Adhere to network discipline.</li> </ul>		

TASK PERFORMANCE / EVALUATION SUMMARY BLOCK							
ITERATION	1	2	3	4	5	M	TOTAL
TOTAL TASK STEPS EVALUATED							
TOTAL TASK STEPS "GO"							
TRAINING STATUS "GO"/"NO-GO"							

\* indicates a leader task step.

**SUPPORTING INDIVIDUAL TASKS**

Task Number	Task Title	References
113-573-4003	Encode and Decode Message Using KTC 600(*) Tactical Operations Code	STP 34-96R15-SM-TG
113-573-4006	Use the KTC 1400(*) Numeral Cipher/Authentication System	STP 34-96R15-SM-TG
113-573-8006	Use an Automated signal Operation Instruction (SOI)	STP 21-24-SMCT
113-637-2001(SL1)	Communicate Via a Tactical Radio	STP 21-1-SMCT
850-001-2000(SL2)	Employ Accident Prevention Measures and Risk Management Process	STP 21-24-SMCT
850-001-3001(SL3)	Control Mission Safety Hazard	STP 21-24-SMCT
850-001-4001(SL4)	Integrate Risk Management Into Platoon	STP 21-24-SMCT

SUPPORTING COLLECTIVE TASKS: None

**OPFOR TASKS AND STANDARDS**

**TASK: Conduct Electronic Warfare (34-OPFOR-1012)**

**CONDITION:** OPFOR employs collection and direction-finding assets (ground and air) to monitor and locate enemy forces.

**STANDARD:** Locate the positions of enemy command, intelligence, and logistics units. Forward the locations of the positions to OPFOR headquarters. Use jamming signals against enemy radio receivers. Monitor enemy radio networks and report all information of intelligence value to OPFOR HQ.

**TASK: Disrupt Enemy Movement and Operations Using Tactical Nuclear Weapons (34-OPFOR-1002)**

**CONDITION:** Orders have been received to use tactical nuclear weapons in the enemy's rear area. Key locations have been identified.

**STANDARD:** Tactical nuclear missiles are delivered on target. Movement of equipment and supplies is disrupted or delayed to forward areas. Enemy equipment and supplies are destroyed. A high rate of nuclear casualties is inflicted among enemy troops.

**TASK: Disrupt Enemy Movement and Operations Using Persistent and Nonpersistent Chemical Weapons (34-OPFOR-1001)**

**CONDITION:** Conventional artillery weapons or aircraft are available to deliver chemical weapons. Routes and key bases in the rear area have been selected.

**STANDARD:** Chemical agents are delivered into targeted areas. The movement of enemy supplies and equipment to forward areas is delayed by disrupting command and control systems. Enemy movement is successfully channeled into predesignated ambush areas. Enemy supplies and equipment are contaminated. A high rate of casualties is inflicted on enemy forces.

**TASK: Conduct Hasty Ambush (34-OPFOR-1003)**

**CONDITION:** OPFOR element is moving in a concealed area when an enemy element is reported moving along an adjacent route.

**STANDARD:** The ambush site is prepared before the arrival of the enemy element. The enemy force is surprised and casualties are inflicted within the designated kill zone. Delay enemy march element from reaching its specified destination. Withdraw, on order, within 2 minutes of ambush initiation. Report results of mission to headquarters.

**TASK: Conduct Air Attacks (34-OPFOR-1006)**

**CONDITION:** OPFOR elements in the rear area have forwarded the coordinates of enemy facilities and elements. OPFOR aircraft have been dispatched to attack enemy installations or convoys.

**STANDARD:** Locate support sites, command and control facilities, and/or convoys. Conduct attack runs on designated targets. Enemy equipment, supplies, and vehicles are destroyed and enemy personnel are killed.

- ELEMENTS:** Company Headquarters  
 Analysis and Control Team  
 Operations Platoon Headquarters  
 Ground Surveillance Radar Section (4 Teams)  
 Intelligence Process Team  
 Air Reconnaissance Team  
 TUAV Platoon Headquarters

**TASK: Install/Operate/Maintain a Single Channel Voice Radio Station (FM) (11-5-0102.34-0001)**

(FM 24-19) (FM 20-3) (FM 24-18)  
 (FM 24-33) (FM 24-35) (FM 3-11.4) (FM 3-5)

**ITERATION:** 1 2 3 4 5 M (Circle)

**COMMANDER/LEADER ASSESSMENT:** T P U (Circle)

**CONDITIONS:** The team was briefed and has the signal operating instructions (SOI) and signal supplemental instructions (SSI) extract, appropriate keying devices for secure speech operations, maps, and grid coordinates. Some iterations of this task should be performed in mission-oriented protective posture level 4 (MOPPP4).

**TASK STANDARDS:** The radio set is properly installed and fully operational in accordance with times specified in the operation plan (OPLAN) and operation order (OPORD). Performance in MOPPP4 increases time required to complete the task.

TASK STEPS AND PERFORMANCE MEASURES	GO	NO-GO
<p>*1. Select site for equipment placement.</p> <ul style="list-style-type: none"> <li>a. Select site for antenna mast(s).</li> <li>b. Ensure location provides the best cover and concealment possible.</li> <li>c. Ensure location provides the best possible physical security.</li> <li>d. Ensure location provides access to at least one escape route from the opposing forces.</li> </ul> <p>2. Install radio set.</p> <ul style="list-style-type: none"> <li>a. Perform before-operation preventive maintenance checks and services (PMCS).</li> <li>b. Set assigned frequency.</li> <li>c. Make required settings.</li> <li>d. Check for proper cable connections.</li> <li>e. Load variables in required encryption devices.</li> </ul> <p>*3. Prepare physical security plan.</p> <ul style="list-style-type: none"> <li>a. Establish and maintain physical security and control of communications security for materials and documents containing essential elements of friendly information.</li> <li>b. Incorporate site defense into overall defense plan.</li> </ul> <p>4. Operate radio set.</p> <ul style="list-style-type: none"> <li>a. Use the lowest power setting possible to communicate with required stations.</li> <li>b. Establish contact.</li> </ul>		

TASK STEPS AND PERFORMANCE MEASURES	GO	NO-GO
<ul style="list-style-type: none"> <li>c. Properly enter network.</li> <li>d. Perform during operations PMCS.</li> <li>e. Remote radio set if required.</li> <li>5. Extend the range of the radio station.                             <ul style="list-style-type: none"> <li>a. Select site for antenna installation.</li> <li>b. Install RC-292 or OE-254 antenna (team method).</li> <li>c. Ensure the number of antenna sections used for the radiating and ground plane elements conform to the operating frequency in accordance with the SOI and SSI when using RC-292 antenna.</li> <li>d. Accomplish the transition from whip to appropriate antenna without unnecessary interruption of service.</li> </ul> </li> <li>6. Install generator set if required.                             <ul style="list-style-type: none"> <li>a. Position generator set.</li> <li>b. Conduct pre-operational checks.</li> <li>c. Roll canvas inward and up if required.</li> <li>d. Unpack cables and equipment if required.</li> <li>e. Ground generator.</li> <li>f. Establish fuel point.</li> <li>g. Establish fire point.</li> <li>h. Start generator.</li> <li>i. Accomplish transition to generator power without unnecessary interruption of communications.</li> <li>j. Attempt to reduce generator noise by sandbagging or other appropriate means.</li> </ul> </li> <li>7. Employ preventive electronic counter-countermeasures techniques.                             <ul style="list-style-type: none"> <li>a. Preplan messages.</li> <li>b. Transmit quickly and precisely.</li> <li>c. Use low power when possible.</li> <li>d. Use antenna with shortest feasible range.</li> <li>e. Select site that will mask signal from enemy interception.</li> <li>f. Use proper radiotelephone operator procedures.</li> <li>g. Operate on a random schedule.</li> <li>h. Encrypt all essential elements of friendly information category data.</li> <li>i. Authenticate when using nonsecure communications means.</li> </ul> </li> <li>8. Implement remedial electronic counter-countermeasures techniques.                             <ul style="list-style-type: none"> <li>a. Recognize jamming and interference.</li> <li>b. Determine if interference is from internal or external source.</li> </ul> </li> </ul>		

TASK STEPS AND PERFORMANCE MEASURES	GO	NO-GO
<ul style="list-style-type: none"> <li>c. Determine if interferences is unintentional or intentional.</li> <li>d. Notify immediate supervisor of suspected jamming.</li> <li>e. Continue to operate.</li> <li>f. Increase transmitter power.</li> <li>g. Reroute traffic using alternate means.</li> <li>h. Relocate antenna.</li> <li>i. Request change of frequency.</li> <li>j. Submit meaconing, interference, jamming, and intrusion (MIJI) feeder voice template message report.</li> </ul> <p>9. Assume the duties of network control station.</p> <ul style="list-style-type: none"> <li>a. Initiate network call.</li> <li>b. Control entry and departure of stations in the network.</li> <li>c. Monitor the network and correct errors in operating procedures.</li> <li>d. Impose or lift listening silence.</li> <li>e. Close the network.</li> </ul> <p>10. Maintain radio equipment.</p> <ul style="list-style-type: none"> <li>a. Perform PMCS as required.</li> <li>b. Perform fault isolation as required.</li> <li>c. Perform user level maintenance as required.</li> <li>d. Evacuate faulty equipment as required.</li> <li>e. Complete all necessary entries in maintenance records.</li> <li>f. Report all uncorrected deficiencies to immediate supervisor.</li> </ul>		

TASK PERFORMANCE / EVALUATION SUMMARY BLOCK							
ITERATION	1	2	3	4	5	M	TOTAL
TOTAL TASK STEPS EVALUATED							
TOTAL TASK STEPS "GO"							
TRAINING STATUS "GO"/"NO-GO"							

\* indicates a leader task step.

SUPPORTING INDIVIDUAL TASKS

Task Number	Task Title	References
113-573-4003	Encode and Decode Message Using KTC 600(*) Tactical Operations Code	STP 34-96R15-SM-TG
113-573-4006	Use the KTC 1400(*) Numeral Cipher/Authentication System	STP 34-96R15-SM-TG
113-573-8006	Use an Automated signal Operation Instruction (SOI)	STP 21-24-SMCT
113-637-2001(SL1)	Communicate Via a Tactical Radio	STP 21-1-SMCT
850-001-2000(SL2)	Employ Accident Prevention Measures and Risk Management Process	STP 21-24-SMCT
850-001-3001(SL3)	Control Mission Safety Hazard	STP 21-24-SMCT

SUPPORTING INDIVIDUAL TASKS

Task Number	Task Title	References
850-001-4001(SL4)	Integrate Risk Management Into Platoon	STP 21-24-SMCT

SUPPORTING COLLECTIVE TASKS: None

OPFOR TASKS AND STANDARDS

**TASK: Conduct Electronic Warfare (34-OPFOR-1012)**

**CONDITION:** Opposing force (OPFOR) employs collection and direction-finding assets (ground and air) to monitor and locate enemy forces.

**STANDARD:** Locate the positions of enemy command, intelligence, and logistics units. Forward the locations of the positions to OPFOR headquarters. Use jamming signals against enemy radio receivers. Monitor enemy radio networks and report all information of intelligence value to OPFOR HQ.

**TASK: Disrupt Enemy Movement and Operations Using Tactical Nuclear Weapons (34-OPFOR-1002)**

**CONDITION:** Orders have been received to use tactical nuclear weapons in the enemy's rear area. Key locations have been identified.

**STANDARD:** Tactical nuclear missiles are delivered on target. Movement of equipment and supplies is disrupted or delayed to forward areas. Enemy equipment and supplies are destroyed. A high rate of nuclear casualties is inflicted among enemy troops.

**TASK: Disrupt Enemy Movement and Operations Using Persistent and Nonpersistent Chemical Weapons (34-OPFOR-1001)**

**CONDITION:** Conventional artillery weapons or aircraft are available to deliver chemical weapons. Routes and key bases in the rear area have been selected.

**STANDARD:** Chemical agents are delivered into targeted areas. The movement of enemy supplies and equipment to forward areas is delayed by disrupting command and control systems. Enemy movement is successfully channeled into predesignated ambush areas. Enemy supplies and equipment are contaminated. A high rate of casualties is inflicted on enemy forces.

**TASK: Conduct Hasty Ambush (34-OPFOR-1003)**

**CONDITION:** OPFOR element is moving in a concealed area when an enemy element is reported moving along an adjacent route.

**STANDARD:** The ambush site is prepared before the arrival of the enemy element. The enemy force is surprised and casualties are inflicted within the designated kill zone. Delay enemy march element from reaching its specified destination. Withdraw, on order, within 2 minutes of ambush initiation. Report results of mission to headquarters.

**ELEMENT:** Company Headquarters

**TASK: Operate the Company Command Post (17-2-3808.34-0002)**

(FM 1)

(FM 6-0)

(FM 3-0)

**ITERATION:** 1 2 3 4 5 M (Circle)

**COMMANDER/LEADER ASSESSMENT:** T P U (Circle)

**CONDITIONS:** The company is conducting tactical operations. The company command post has all equipment and supplies in accordance with the operation order (OPORD) and fragmentary order (FRAGO), company standing operating procedures (SOP), and/or commander's guidance. Additional combat support and combat service support (CSS) assets are available to sustain operations. Threat contact is possible. Some iterations of this task should be performed in mission-oriented protective posture level 4 (MOPP4).

**TASK STANDARDS:** Command post personnel performs all assigned tasks in accordance with the OPORD, FRAGO, SOP, and/or commander's guidance. It conducts command post operations, regardless of the tactical situation, while either moving or stationary. It maintains situational awareness by receiving, processing, recording, plotting, tracking, and reporting information to the company commander, company elements, and/or the company's higher headquarters, as necessary. If available, the company uses digital communications equipment as necessary, or as directed, to accomplish the mission.

TASK STEPS AND PERFORMANCE MEASURES	GO	NO-GO
<p>*1. Executive officer or commander directs movement of company command post.</p> <ul style="list-style-type: none"> <li>a. Positions command post where it can maintain communications with higher units and subordinate elements.</li> <li>b. Displaces, as necessary, to maintain communications throughout operation.</li> <li>c. Employs appropriate movement techniques, based on terrain, visibility, and probability of threat contact.</li> <li>d. Occupies position providing good cover, concealment, and limited access to civilian population unless mission dictates otherwise.</li> <li>e. Establishes camouflage and local security.</li> <li>f. Establishes communications with higher headquarters and subordinate elements (FM voice and digital).</li> <li>g. Conducts rehearsals of defense plans, including occupation of fighting positions covering possible avenues of approach.</li> <li>h. Reconnoiters and prepares alternate site for command post and as many subsequent command post sites as required.</li> <li>i. Rehearses movement to alternate and subsequent command post sites.</li> </ul> <p>2. Executive officer (XO), or commander and command post personnel monitor operations and maintain situational awareness from company command post.</p> <ul style="list-style-type: none"> <li>a. Operates as network control station for troop command network.</li> <li>b. Monitors company and battalion radio networks (company command, battalion command, battalion operations and intelligence) and enters the battalion administrative/logistics network, as needed.</li> </ul>		

TASK STEPS AND PERFORMANCE MEASURES	GO	NO-GO
<p>c. Manages flow of information between company and battalion.</p> <ul style="list-style-type: none"> <li>(1) Maintains operations log and operations map, continuously tracks operations, updates situational awareness, and tracks locations of subordinate and adjacent units.</li> <li>(2) Provides commander and subordinate leaders with periodic updates of friendly and threat units to the front, flanks, and rear and information on civilian personnel and activities.</li> <li>(3) Reports unit location(s) in a secure manner when required (FM voice/digital).</li> <li>(4) Records and plots all spot reports and forwards them to battalion command post.</li> <li>(5) Processes information, prepares and submits all reports in accordance with SOP to higher headquarters (FM voice/digital).</li> <li>(6) Forwards battalion orders and other critical information to company commander.</li> <li>(7) Distributes air attack warnings to all company elements.</li> <li>(8) Maintains accurate status reports for all subordinate elements (for example, combat power and maintenance status, classes of supply, pre-combat inspection completion).</li> </ul> <p>d. Performs troop nuclear, biological, chemical (NBC) defense activities.</p> <ul style="list-style-type: none"> <li>(1) Distributes NBC attack warnings to all company elements.</li> <li>(2) Supervises radiological monitoring, chemical detection, and decontamination operations.</li> </ul> <p>e. Assisted by company first sergeant (1SG), plans and coordinates CSS for the company.</p> <p>3. Command post personnel react to indirect fire.</p>		
<hr/> <p><b>Note:</b> Items such as camouflage networks and wire lines are not recovered at this time.</p> <hr/>		
<ul style="list-style-type: none"> <li>a. Don masks.</li> <li>b. Button up.</li> <li>c. Move out of impact area.</li> <li>d. Occupy alternate or subsequent command post site, as necessary.</li> <li>e. Reestablish communications with subordinate elements and battalion command post, and continue to monitor operations.</li> </ul>		
<p>4. Command post group defends the command post.</p> <ul style="list-style-type: none"> <li>a. Establishes local security.</li> <li>b. Engages attacking threat forces with appropriate direct fire weapons.</li> <li>c. Submits spot report to company commander and battalion command post.</li> <li>d. Disengages and moves on covered and concealed route to subsequent command post site.</li> </ul>		



TASK PERFORMANCE / EVALUATION SUMMARY BLOCK							
ITERATION	1	2	3	4	5	M	TOTAL
TOTAL TASK STEPS EVALUATED							
TOTAL TASK STEPS "GO"							
TRAINING STATUS "GO"/"NO-GO"							

\* indicates a leader task step.

SUPPORTING INDIVIDUAL TASKS

Task Number	Task Title	References
031-503-1018(SL1)	React to Nuclear Hazard or Attack	STP 21-1-SMCT
031-503-1019(SL1)	React to Chemical or Biological Hazard or Attack	STP 21-1-SMCT
031-503-3005(SL2)	Submit NBC-1 Report	STP 21-24-SMCT
031-503-3008(SL2)	Implement Mission-Oriented Protective Posture	STP 21-24-SMCT
031-503-4002(SL2)	Supervise Unit Preparation for NBC Attack	STP 21-24-SMCT
031-506-1053(SL2)	Report NBC Information Using NBC-4 Report	STP 21-24-SMCT
071-326-3013(SL3)	Conduct a Tactical Road March	STP 21-24-SMCT
071-326-5805(SL3)	Conduct a Route Reconnaissance Mission	STP 21-24-SMCT
071-329-1006(SL1)	Navigate From One Point on the Ground to Another Point While Dismounted	STP 21-1-SMCT
071-329-1019(SL2)	Use a Map Overlay	STP 21-24-SMCT
071-329-1030(SL1)	Navigate From One Point on the Ground to Another Point While Mounted	STP 21-1-SMCT
071-332-5000(SL3)	Prepare an Operation Overlay	STP 21-24-SMCT
071-332-5021(SL3)	Prepare a Situation Map	STP 21-24-SMCT
301-371-1000(SL1)	Report Intelligence Information	STP 21-1-SMCT
301-371-1050(SL1)	Implement Operations Security (OPSEC) Measures	STP 21-1-SMCT
441-091-3000(SL3)	Supervise the Implementation of Air Defense Measures	STP 21-24-SMCT
551-721-4326(SL4)	Perform Duties as Convoy Commander	STP 21-24-SMCT
551-88M-0001(SL3)	Lead a Convoy Serial/March Unit	STP 21-24-SMCT
805C-PAD-2060(SL2)	Report Casualties	STP 21-24-SMCT
850-001-2000(SL2)	Employ Accident Prevention Measures and Risk Management Process	STP 21-24-SMCT
850-001-3001(SL3)	Control Mission Safety Hazard	STP 21-24-SMCT
850-001-4001(SL4)	Integrate Risk Management Into Platoon	STP 21-24-SMCT

SUPPORTING COLLECTIVE TASKS: None

OPFOR TASKS AND STANDARDS

**TASK: Disrupt Enemy Movement and Operations Using Tactical Nuclear Weapons (34-OPFOR-1002)**

**CONDITION:** Orders have been received to use tactical nuclear weapons in the enemy's rear area. Key locations have been identified.

**STANDARD:** Tactical nuclear missiles are delivered on target. Movement of equipment and supplies is disrupted or delayed to forward areas. Enemy equipment and supplies are destroyed. A high rate of nuclear casualties is inflicted among enemy troops.

**TASK: Conduct Aerial Reconnaissance (34-OPFOR-1007)**

**CONDITION:** Opposing force (OPFOR) HQ requires intelligence on the location and identification of enemy elements. Aircraft is dispatched to take photographs and conduct a visual inspection of enemy area.

**STANDARD:** Locate and photograph enemy positions in assigned sectors, including support and storage bases and command and control facilities. Visual checks are conducted when possible. The enemy is not engaged. Priority intelligence requests and other information requirements (IRs) are reported to OPFOR HQ.

**TASK: Disrupt Enemy Movement and Operations Using Persistent and Nonpersistent Chemical Weapons (34-OPFOR-1001)**

**CONDITION:** Conventional artillery weapons or aircraft are available to deliver chemical weapons. Routes and key bases in the rear area have been selected.

**STANDARD:** Chemical agents are delivered into targeted areas. The movement of enemy supplies and equipment to forward areas is delayed by disrupting command and control systems. Enemy movement is successfully channeled into predesignated ambush areas. Enemy supplies and equipment are contaminated. A high rate of casualties is inflicted on enemy forces.

**TASK: Conduct Electronic Warfare (34-OPFOR-1012)**

**CONDITION:** OPFOR employs collection and direction-finding assets (ground and air) to monitor and locate enemy forces.

**STANDARD:** Locate the positions of enemy command, intelligence, and logistics units. Forward the locations of the positions to OPFOR headquarters. Use jamming signals against enemy radio receivers. Monitor enemy radio networks, and report all information of intelligence value to OPFOR HQ.

**TASK: Conduct Hasty Ambush (34-OPFOR-1003)**

**CONDITION:** OPFOR element is moving in a concealed area when an enemy element is reported moving along an adjacent route.

**STANDARD:** The ambush site is prepared before the arrival of the enemy element. The enemy force is surprised and casualties are inflicted within the designated kill zone. Delay enemy march element from reaching its specified destination. Withdraw, on order, within 2 minutes of ambush initiation. Report results of mission to headquarters.

**TASK: Conduct Air Attacks (34-OPFOR-1006)**

**CONDITION:** OPFOR elements in the rear area have forwarded the coordinates of enemy facilities and elements. OPFOR aircraft have been dispatched to attack enemy installations or convoys.

**STANDARD:** Locate support sites, command and control facilities, and/or convoys. Conduct attack runs on designated targets. Enemy equipment, supplies, and vehicles are destroyed and enemy personnel are killed.

**TASK: Conduct Sniper Operations (34-OPFOR-1005)**

**CONDITION:** OPFOR element has received a sniper mission from headquarters. Snipers are assigned missions in the enemy rear area along major supply routes and near support sites.

**STANDARD:** Infiltrate enemy area of operations and set up a well-concealed location. Vehicle drivers or personnel on foot are engaged with short bursts of semiautomatic fire. Selected targets are killed or wounded. Prevent position from being discovered and evacuate the area without being detected. Results of the operation are reported to OPFOR headquarters.

**TASK: Conduct Raid (34-OPFOR-1009)**

**CONDITION:** OPFOR element has occupied an objective rally point and has orders to conduct a raid on a rear area base.

**STANDARD:** Surprise the enemy forces. Assault enemy support base and accomplish assigned tasks. Specified equipment and supplies are destroyed. Decisive engagement is avoided. All personnel are withdrawn from the area within the prescribed time. The collected intelligence data satisfies the priority intelligence requirements (PIRs).

**ELEMENTS:** Operations Platoon Headquarters  
Company Headquarters

**TASK: Conduct Troop-Leading Procedures (17-3-0065.34-0001)**  
(FM 17-97) (FM 3-20.98)

**ITERATION:** 1 2 3 4 5 M (Circle)

**COMMANDER/LEADER ASSESSMENT:** T P U (Circle)

**CONDITIONS:** The platoon has received an operation order (OPORD), fragmentary order (FRAGO), or warning order (WARNO) from the commander. It has a map with overlays, graphic control measures, and applicable standing operating procedures (SOP). The order specifies the time of movement and describes the enemy situation. The platoon has conducted linkup with any attachments. Time is available to conduct troop-leading procedures. Some iterations of this task should be performed in mission-oriented protective posture level 4 (MOPP4).

**TASK STANDARDS:** The platoon is prepared to move by the time specified in the order with operational weapons, equipment, and basic load of supplies as specified by the order and platoon leader. All personnel can explain the higher unit mission, the higher commander's intent, the platoon mission, and their specific tasks and duties to support the mission. All attachments are received, briefed, and inspected.

TASK STEPS AND PERFORMANCE MEASURES	GO	NO-GO
<p><b>Note:</b> The format used in this training and evaluation outline (T&amp;EO) to outline task steps and performance measures parallels the eight steps of troop-leading procedures. Steps are generally conducted concurrently rather than sequentially. In addition, troop-leading procedures must be adapted to the factors of mission, enemy, troops, terrain, time available, and civilian considerations (METT-TC) that affect the platoon's area of operations, especially the time available for planning and preparation. The platoon leader may have to abbreviate, combine, or even eliminate steps as the situation dictates.</p> <p>Although the platoon leader holds ultimate responsibility for troop-leading procedures, the platoon sergeant (PSG) assists with and/or conducts many activities within the process.</p> <hr/> <p>*1. Platoon leader or PSG receives and analyzes the mission.</p> <p>a. Receives the mission from the commander.</p> <p>(1) Obtains clarification of all aspects of mission from the commander (commander's intent/implied tasks).</p> <p>(2) Coordinates with higher headquarters, adjacent units, and combat support elements (including sensor support).</p> <p>(3) Disseminates all pertinent information contained in the WARNO, and/or disseminates initial WARNO as quickly as possible.</p> <p>b. Analyzes the mission.</p> <p>(1) Conducts initial METT-TC analysis, focusing on mission and time requirements.</p> <hr/> <p><b>Note:</b> Refer to performance measure 3b for details of METT-TC analysis.</p> <hr/> <p>(2) Develops reverse planning schedule to ensure all tasks can be accomplished.</p>		

TASK STEPS AND PERFORMANCE MEASURES	GO	NO-GO
<p><b>Note:</b> Platoon leader or PSG uses approximately one-third of available time for planning, to include issuing the OPORD. He or she allocates the remaining two-thirds of available time to vehicle commanders to plan and prepare for the upcoming mission.</p> <hr/> <p><b>*2.</b> Platoon leader, PSG, or section leaders issue the WARNO(s), including, at a minimum, the following information:</p> <hr/> <p><b>Note:</b> The platoon leader or PSG issues the initial WARNO as soon as possible after receiving the mission so vehicle commanders and section leaders can start their planning and preparation. He or she issues subsequent WARNOS as more information becomes available or as the situation changes.</p> <hr/> <ul style="list-style-type: none"> <li>a. Task organization of the platoon.</li> <li>b. Situation.</li> <li>c. Operational graphics.</li> <li>d. Time and nature of the operation.</li> <li>e. Intelligence and human intelligence objectives.</li> <li>f. The earliest time of movement.</li> <li>g. The time and place the OPORD will be issued.</li> <li>h. Delegation/assignment of preparatory tasks to the platoon leader, PSG, vehicle commanders, and section leaders. These include, but are not limited to, the following: <ul style="list-style-type: none"> <li>(1) Graphics production.</li> <li>(2) Development of terrain model.</li> <li>(3) Coordination requirements.</li> <li>(4) Combat service support (CSS) requirements.</li> <li>(5) Precombat checks and inspections.</li> <li>(6) Rehearsals.</li> </ul> </li> </ul> <p><b>*3.</b> Platoon leader makes a tentative plan.</p> <hr/> <p><b>Note:</b> The scope of the platoon leader's activities in this troop-leading step is directly affected by the amount of detail and instruction in the commander's OPORD. The OPORD normally specifies the platoon plan and maneuver requirements. The platoon leader is then responsible for analyzing the commander's plan and scheme of maneuver and adapting them to the platoon level. However, the platoon leader must be prepared to develop his plan with a minimum of information and direction from the commander. This involves a detailed METT-TC analysis (as outlined in performance measure 3b of this T&amp;EO) and development of platoon tasks and courses of action (COA).</p>		

TASK STEPS AND PERFORMANCE MEASURES	GO	NO-GO
<p><b>a.</b> If the commander's OPORD specifies the platoon plan, the platoon leader reviews and analyzes platoon tasks as developed in the commander's scheme of maneuver.</p> <p>(1) Reviews the platoon's role in the scheme of maneuver in relation to the factors of METT-TC.</p> <p>(2) Identifies critical METT-TC considerations that affect the platoon plan.</p> <hr/> <p><b>Note:</b> These considerations may have been addressed in the OPORD.</p> <hr/> <p>(3) Based on METT-TC considerations, identifies deficiencies, and/or issues in the plan and reports them to the commander.</p> <p>(4) Adjusts reverse planning schedule as required. OR</p> <p><b>b.</b> If the commander's OPORD does not provide a detailed platoon plan or scheme of maneuver and time is available, the platoon leader conducts a detailed METT-TC analysis.</p> <p>(1) Platoon leader performs mission analysis and identifies the following:</p> <p>(a) Mission and intent of the commander two levels up.</p> <p>(b) Specified tasks.</p> <p>(c) Implied tasks.</p> <p>(2) Platoon leader performs enemy analysis and identifies the following:</p> <p>(a) Current and/or probable enemy locations.</p> <p>(b) Enemy's composition and capabilities.</p> <p>(c) Enemy's most probable COA.</p> <p>(3) Platoon leader performs terrain and weather analysis and identifies the following:</p> <p>(a) Location of all existing and reinforcing obstacles and determines how they will affect maneuver and how the platoon can use them to its advantage.</p> <p>(b) Most likely locations for enemy-emplaced obstacles and determines how the platoon can maneuver around or breach them.</p> <p>(c) Most advantageous avenues of approach for both the enemy and the platoon.</p> <p>(d) Key terrain and determines how it can be used by the platoon to support the mission.</p> <p>(e) Positions from which enemy can observe and engage platoon.</p> <p>(f) Positions from which the platoon can effectively observe and engage the enemy.</p> <p>(g) Routes and natural firing positions within area of operations that offer effective cover and concealment.</p> <p>(h) Effects of current and expected weather on smoke or nuclear, biological, and chemical (NBC) operations.</p>		

TASK STEPS AND PERFORMANCE MEASURES	GO	NO-GO
<ul style="list-style-type: none"> <li>(i) Effects of recent weather conditions on the area of operations.</li> <li>(j) Effects of weather and light conditions on future operations, including effects on personnel, equipment, and vehicles.</li> <li>(4) Platoon leader performs personnel and equipment analysis and identifies the following:               <ul style="list-style-type: none"> <li>(a) Platoon's supply status (ammunition, fuel, and other necessary items).</li> <li>(b) Present condition of vehicles, equipment, and personnel.</li> <li>(c) Present state of training and morale of the platoon.</li> <li>(d) Amount of sleep personnel have had or will be able to get prior to the mission.</li> <li>(e) Attachments that the platoon has and/or needs to accomplish the mission.</li> </ul> </li> <li>(5) Platoon leader performs time analysis and identifies the following:               <ul style="list-style-type: none"> <li>(a) Movement times and other milestones specified in the WARNO, OPORD, and FRAGO, including likely times the enemy may conduct operations.</li> <li>(b) Effects of weather on movement times.</li> <li>(c) Effects of NBC operations on movement times.</li> <li>(d) Priorities of work the platoon can accomplish in the time available prior to start of the mission.</li> <li>(e) A revised time line that will enable the platoon to accomplish all necessary tasks.</li> </ul> </li> </ul>		
<hr/> <p><b>Note:</b> The platoon leader uses backward planning to refine the tentative time line.</p> <hr/>		
<ul style="list-style-type: none"> <li>c. Incorporates products developed in the intelligence preparation of the battlefield process into the METT-TC analysis.</li> <li>d. Using results of the METT-TC analysis and intelligence preparation of the battlefield process, develops one or more platoon COAs that address all specified, implied, and essential tasks.</li> </ul>		
<hr/> <p><b>Note:</b> COAs are developed and presented using the OPORD format.</p> <hr/>		
<ul style="list-style-type: none"> <li>e. Identifies reconnaissance requirements.</li> <li>f. Identifies additional coordination requirements.</li> <li>g. Evaluates advantages and disadvantages of each COA and makes tentative selection of most favorable COA.</li> </ul>		
<hr/> <p><b>Note:</b> Final selection of the COA to be used in the operation is made when the platoon leader completes his or her plan. Refer to task step 6 of this task.</p> <hr/>		

TASK STEPS AND PERFORMANCE MEASURES	GO	NO-GO
<p>h. Adjusts reverse planning schedule as required to incorporate the selected COA.</p> <p>*4. Platoon leader or PSG initiates movement (in accordance with the WARNO, OPORD, FRAGO, and/or unit SOP).</p> <ul style="list-style-type: none"> <li>a. Directs platoon to assume the appropriate readiness condition level.</li> <li>b. Dispatches quartering party, as necessary.</li> <li>c. Directs platoon to begin priorities of work.</li> <li>d. Designates a leader to conduct a time-distance check of the route to the start point.</li> <li>e. Positions the platoon in an advantageous location to prepare for the upcoming mission.</li> </ul> <p>5. Platoon conducts reconnaissance.</p> <ul style="list-style-type: none"> <li>a. Conducts ground, air, or map reconnaissance in accordance with METT-TC.</li> </ul> <hr/> <p><b>Note:</b> At a minimum, platoon leader and other leaders conduct a map reconnaissance focusing on terrain analysis.</p> <hr/> <ul style="list-style-type: none"> <li>b. Confirms the initial march route to the line of departure, start point (SP), or initial positions; if possible, checks some of the area beyond the line of departure.</li> <li>c. Platoon leader or PSG adjusts the tentative plan based on results of the reconnaissance.</li> </ul> <p>*6. Platoon leader completes the plan.</p> <ul style="list-style-type: none"> <li>a. Selects best available COA based on METT-TC analysis and reconnaissance.</li> <li>b. Completes details of how the platoon will accomplish each task.</li> <li>c. Develops platoon graphics to further define his or her area of responsibility and to aid in command and control of the platoon, as necessary.</li> <li>d. Integrates the fire support plan into platoon operations to support the scheme of maneuver.</li> <li>e. Develops a communications plan.</li> <li>f. Integrates combat support and combat service support (CSS) elements into the plan.</li> <li>g. Based on information from the commander and subsequent reconnaissance, continues to update the plan and ensures the plan complies with the commander's OPORD and FRAGO.</li> </ul> <p>*7. Platoon leader and PSG issue the order.</p> <hr/> <p><b>Note:</b> Units may wish to develop an OPORD checklist to allow a detailed evaluation of this leader task step. Refer to FM 3-20.15 or SOP for items that can be included in such a checklist.</p> <hr/> <ul style="list-style-type: none"> <li>a. Use the five-paragraph OPORD format.</li> </ul>		



TASK STEPS AND PERFORMANCE MEASURES	GO	NO-GO
<p>b. Depending on METT-TC factors, use one of the following methods to enhance understanding of the order:</p> <ul style="list-style-type: none"> <li>(1) Issue order from a vantage point overlooking the actual terrain to be used for the mission.</li> <li>(2) Issue order using a terrain model that depicts the area of operations.</li> <li>(3) Issue order using sketches/drawings to help illustrate the plan.</li> <li>(4) Issue order using a map and overlay.</li> </ul> <p>c. Ensure vehicle commanders and section leaders have posted all overlays on their maps and that overlays match the platoon leader's overlay.</p> <p>d. Ensure vehicle commanders and section leaders understand the intent of the commander two levels up.</p> <p>e. Ensure vehicle commanders/section leaders understand the enemy and friendly situations as well as all tasks for which they are responsible.</p> <p>f. Use confirmation briefings to ensure vehicle commanders understand the order.</p> <p>*8. Platoon leader, PSG, and vehicle commanders supervise and refine platoon preparations.</p>		
<hr/> <p><b>Note:</b> The activities covered in this task step begin immediately upon receipt of the OPORD and continue concurrently with the other troop-leading steps.</p> <hr/>		
<ul style="list-style-type: none"> <li>a. Vehicle commanders brief crews on the platoon mission based on platoon leader's OPORD.</li> <li>b. Platoon leader conducts back briefs and rehearsals. <ul style="list-style-type: none"> <li>(1) Conducts crew back briefs to ensure all crewmen have been briefed by their vehicle commander and each crew's plan complies with the platoon leader's concept of the operation.</li> <li>(2) Conducts a platoon rehearsal (full-force or reduced-force, depending on available time and resources) based on the following criteria: <ul style="list-style-type: none"> <li>(a) Rehearsals can be conducted on the actual terrain to be used in the operation or by means of a terrain model, sand table, rock drill, or map.</li> <li>(b) Rehearsals include any attachments and integrate combat support and CSS elements.</li> <li>(c) At a minimum, rehearsals cover key events such as actions on expected contact and actions at the objective.</li> </ul> </li> </ul> </li> <li>c. PSG directs and supervises resupply operations.</li> <li>d. Vehicle commanders supervise each crew's precombat checks. Checks include, but are not limited to, the following: <ul style="list-style-type: none"> <li>(1) Before-operations preventive maintenance checks and services (PMCS) are conducted for vehicles, weapon systems, communications, and NBC equipment.</li> <li>(2) PMCS deficiencies are reported to maintenance and/or repaired, if possible.</li> <li>(3) Prefire checks are conducted for all weapon systems.</li> <li>(4) Weapon systems are boresighted, if applicable.</li> </ul> </li> </ul>		

TASK STEPS AND PERFORMANCE MEASURES	GO	NO-GO
<p>(5) Machine guns are test-fired, if possible.</p> <p>(6) Each vehicle is loaded in accordance with the unit load plan or unit SOP.</p> <p>(7) All required items are resupplied, including the following:</p> <ul style="list-style-type: none"> <li>(a) Rations.</li> <li>(b) Water.</li> <li>(c) Petroleum, oils, and lubricants.</li> <li>(d) Ammunition and pyrotechnics.</li> <li>(e) Batteries for all equipment.</li> </ul> <p>(8) If METT-TC allows, vehicles are camouflaged to match the area of operations.</p> <p>(9) Platoon members are in correct uniform.</p> <p>(10) Each soldier's knowledge of the plan is tested to ensure he knows the commander's and platoon leader's intent.</p> <p>(11) Status of precombat checks is reported to the PSG.</p> <p>e. Platoon leader, PSG, and designated representatives conduct precombat inspection to ensure crews have completed all required precombat checks.</p> <ul style="list-style-type: none"> <li>(1) PSG identifies key inspection areas and items (based on METT-TC) and develops precombat inspection plan.</li> <li>(2) Platoon leader and PSG assign areas of responsibility for the precombat inspection.</li> <li>(3) PSG determines time line for precombat inspection requirements.</li> <li>(4) PSG or designated representatives inspect required areas and items to ensure they are present, functional, clean, and/or complete.</li> <li>(5) Platoon leader inspects selected areas and items to ensure they are present, functional, clean, and/or complete.</li> <li>(6) Platoon leader tests soldiers' and leaders' knowledge of the mission.</li> </ul> <p>f. Platoon leader and PSG continue to supervise and refine throughout execution of the operation.</p> <ul style="list-style-type: none"> <li>(1) Upon receipt of a FRAGO from higher headquarters, continue to execute the mission, making any adjustments as directed in the FRAGO. OR</li> <li>(2) Upon change of mission, conduct troop-leading procedures and execute new mission.</li> </ul>		

TASK PERFORMANCE / EVALUATION SUMMARY BLOCK							
ITERATION	1	2	3	4	5	M	TOTAL
TOTAL TASK STEPS EVALUATED							
TOTAL TASK STEPS "GO"							
TRAINING STATUS "GO"/"NO-GO"							

\* indicates a leader task step.

SUPPORTING INDIVIDUAL TASKS

Task Number	Task Title	References
850-001-2000(SL2)	Employ Accident Prevention Measures and Risk Management Process	STP 21-24-SMCT
850-001-3001(SL3)	Control Mission Safety Hazard	STP 21-24-SMCT
850-001-4001(SL4)	Integrate Risk Management Into Platoon	STP 21-24-SMCT

SUPPORTING COLLECTIVE TASKS: None

OPFOR TASKS AND STANDARDS

**TASK: Conduct Aerial Reconnaissance (34-OPFOR-1007)**

**CONDITION:** Opposing force (OPFOR) HQ requires intelligence on the location and identification of enemy elements. Aircraft is dispatched to take photographs and conduct a visual inspection of enemy area.

**STANDARD:** Locate and photograph enemy positions in assigned sectors, including support and storage bases and command and control facilities. Visual checks are conducted when possible. The enemy is not engaged. Priority intelligence requests and other information requirements (IRs) are reported to OPFOR HQ.

**TASK: Conduct Air Attacks (34-OPFOR-1006)**

**CONDITION:** OPFOR elements in the rear area have forwarded the coordinates of enemy facilities and elements. OPFOR aircraft have been dispatched to attack enemy installations or convoys.

**STANDARD:** Locate support sites, command and control facilities, and/or convoys. Conduct attack runs on designated targets. Enemy equipment, supplies, and vehicles are destroyed and enemy personnel are killed.

**ELEMENT:** OPS Platoon Headquarters

**TASK: Execute Ground Surveillance Radar Platoon Operations (34-3-9021)**  
 (FM 17-95) (FM 17-97) (FM 3-20.98)  
 (FM 34-80)

**ITERATION:** 1 2 3 4 5 M (Circle)

**COMMANDER/LEADER ASSESSMENT:** T P U (Circle)

**CONDITIONS:** Given a deployed ground surveillance platoon, as a part of a military intelligence company, supporting a regiment in a theater of operations. Communications are established, as required, with the military intelligence (MI) company and supported squadrons, as directed. Tasking has been received to perform missions in support of the unit's reconnaissance, intelligence, surveillance, and target acquisition plan. Some iterations of this task should be performed in mission-oriented protective posture level 4 (MOPP4).

**TASK STANDARDS:** Ground surveillance radars are successfully deployed to provide ground surveillance support as directed by the supported regiment or squadron's reconnaissance, intelligence, surveillance, and target acquisition plan.

TASK STEPS AND PERFORMANCE MEASURES	GO	NO-GO
*1. Plan, coordinate, and supervise ground surveillance support to the regiment and supported squadrons. 2. Ensure ground surveillance radar squads establish communications with their supported squadrons. 3. Direct the attachment of ground surveillance radar squads to their supported squadrons as directed by the operation order (OPORD)/fragmentary order (FRAGO). *4. Effect coordination with other friendly forces for ground surveillance site selection in the area of operations. *5. Monitor platoon operational status.		

TASK PERFORMANCE / EVALUATION SUMMARY BLOCK							
ITERATION	1	2	3	4	5	M	TOTAL
TOTAL TASK STEPS EVALUATED							
TOTAL TASK STEPS "GO"							
TRAINING STATUS "GO"/"NO-GO"							

\* indicates a leader task step.

**SUPPORTING INDIVIDUAL TASKS**

Task Number	Task Title	References
071-332-5000(SL3)	Prepare an Operation Overlay	STP 21-24-SMCT
071-332-5021(SL3)	Prepare a Situation Map	STP 21-24-SMCT
101-92Y-0001(SL4)	Supervise Supply Activities	STP 21-24-SMCT
101-92Y-0002(SL3)	Plan Tactical Re-Supply Operations	STP 21-24-SMCT
101-CLT-0198(SL4)	Supervise Tactical Feeding Operation	STP 21-24-SMCT
113-637-2001(SL1)	Communicate Via a Tactical Radio	STP 21-1-SMCT
151-357-0001(SL4)	Supervise CSS Functions During Platoon Operations	STP 21-24-SMCT
181-105-2002(SL2)	Conduct Combat Operations According to the Law of War	STP 21-24-SMCT

**SUPPORTING INDIVIDUAL TASKS**

<b>Task Number</b>	<b>Task Title</b>	<b>References</b>
301-371-1000(SL1)	Report Intelligence Information	STP 21-1-SMCT
301-371-1052(SL1)	Protect Classified Information and Material	STP 21-1-SMCT
441-091-3000(SL3)	Supervise the Implementation of Air Defense Measures	STP 21-24-SMCT
805C-PAD-2461(SL2)	Maintain Accountability of Personnel (Status Report)	STP 21-24-SMCT
805C-PAD-4595(SL4)	Supervise Cross-Leveling of Personnel	STP 21-24-SMCT
850-001-2000(SL2)	Employ Accident Prevention Measures and Risk Management Process	STP 21-24-SMCT
850-001-3001(SL3)	Control Mission Safety Hazard	STP 21-24-SMCT
850-001-4001(SL4)	Integrate Risk Management Into Platoon	STP 21-24-SMCT

SUPPORTING COLLECTIVE TASKS: NONE

OPFOR TASKS AND STANDARDS

**TASK: Gather Intelligence (34-OPFOR-1008)**

**CONDITION:** Opposing force (OPFOR) elements, operating in the rear area, are planning attacks on enemy bases. Information is needed before plans are finalized.

**STANDARD:** Identify all priority intelligence requests and other intelligence requirements. Pass through any outpost, defensive wire, or warning device undetected. Move to an observation point that offers cover and concealment and is close enough to gather required information. Gather data that answers intelligence requirements. Withdraw from area undetected. Report all information of value to OPFOR headquarters.

**TASK: Attack (34-OPFOR-1010)**

**CONDITION:** Enemy rear area support base has been located. Priority intelligence requirements (PIRs) and other intelligence requirements have been obtained by OPFOR patrols. Element has automatic and antiarmor weapons, and light mortars. Element is approximately the size of two platoons.

**STANDARD:** An attack plan is developed. An attack is initiated using a scheme of maneuver that exploits enemy flanks, gaps, and weaknesses. Covered and concealed routes are used to approach enemy areas. Employ indirect fire to support attack. Penetrate enemy defenses. Destroy equipment and supplies, inflict casualties, isolate the support base, and block reinforcements. The enemy unit is forced to displace.

**TASK: Disrupt Enemy Movement and Operations Using Tactical Nuclear Weapons (34-OPFOR-1002)**

**CONDITION:** Orders have been received to use tactical nuclear weapons in the enemy's rear area. Key locations have been identified.

**STANDARD:** Tactical nuclear missiles are delivered on target. Movement of equipment and supplies is disrupted or delayed to forward areas. Enemy equipment and supplies are destroyed. A high rate of nuclear casualties is inflicted among enemy troops.

**TASK: Conduct Air Attacks (34-OPFOR-1006)**

**CONDITION:** OPFOR elements in the rear area have forwarded the coordinates of enemy facilities and elements. OPFOR aircraft have been dispatched to attack enemy installations or convoys.

**STANDARD:** Locate support sites, command and control facilities, and/or convoys. Attack runs on designated targets are conducted. Enemy equipment, supplies, and vehicles are destroyed and enemy personnel are killed.

**TASK: Disrupt Enemy Movement and Operations Using Persistent and Nonpersistent Chemical Weapons (34-OPFOR-1001)**

**CONDITION:** Conventional artillery weapons or aircraft are available to deliver chemical weapons. Routes and key bases in the rear area have been selected.

**STANDARD:** Chemical agents are delivered into targeted areas. The movement of enemy supplies and equipment to forward areas is delayed by disrupting command and control systems. Enemy movement is successfully channeled into predesignated ambush areas. Enemy supplies and equipment are contaminated. A high rate of casualties is inflicted on enemy forces.

**TASK: Conduct Aerial Reconnaissance (34-OPFOR-1007)**

**CONDITION:** OPFOR HQ requires intelligence on the location and identification of enemy elements. Aircraft is dispatched to take photographs and conduct a visual inspection of enemy area.

**STANDARD:** Locate and photograph enemy positions in assigned sectors, including support and storage bases and command and control facilities. Visual checks are conducted when possible. The enemy is not engaged. Priority intelligence requests and other information requirements (IRs) are reported to OPFOR HQ.

**TASK: Conduct Hasty Ambush (34-OPFOR-1003)**

**CONDITION:** OPFOR element is moving in a concealed area when an enemy element is reported moving along an adjacent route.

**STANDARD:** The ambush site is prepared before the arrival of the enemy element. The enemy force is surprised and casualties are inflicted within the designated kill zone. Delay enemy march element from reaching its specified destination. Withdraw, on order, within two minutes of ambush initiation. Report results of mission to headquarters.

**TASK: Maintain Contact (34-OPFOR-1011)**

**CONDITION:** OPFOR element is tactically engaged with enemy base defense forces. Enemy forces are withdrawing under pressure.

**STANDARD:** Decisively engage the enemy forces. As the enemy withdraws, the unit or force advances, maintaining contact.

**TASK: Conduct Raid (34-OPFOR-1009)**

**CONDITION:** OPFOR element has occupied an objective rally point and has orders to conduct a raid on a rear area base.

**STANDARD:** Surprise the enemy forces. Assault enemy support base and accomplish assigned tasks. Specified equipment and supplies are destroyed. Decisive engagement is avoided. All personnel are withdrawn from the area within the prescribed time. The collected intelligence data satisfies the priority intelligence requirements (PIRs).

**ELEMENTS:** Company Headquarters  
 Operations Platoon Headquarters  
 DS Company MI Battalion

**TASK: Conduct a Convoy (55-2-C324.34-0001)**  
 (FM 55-30) (FM 21-16)

**ITERATION:** 1 2 3 4 5 M (Circle)

**COMMANDER/LEADER ASSESSMENT:** T P U (Circle)

**CONDITIONS:** An operation order (OPORD) requires the element to move and conduct operations at a new location. The OPORD provides the new location. Threat mounted forces up to company size have been operating in the area through which the route passes. The company standing operating procedures (SOP) with movement readiness levels and the current load plans are available. The convoy is performed during daylight and darkness, including blackout conditions. Radio and visual signals will be used for convoy control. Column may conduct halts. Some iterations of this task should be performed in mission-oriented protective posture level 4 (MOPP4).

**TASK STANDARDS:** The company conducts the convoy and arrives at its new location by the time specified in the OPORD. Time required to conduct the convoy increases when conducting task in MOPP4.

TASK STEPS AND PERFORMANCE MEASURES	GO	NO-GO
<p><b>*1.</b> Company commander conducts a map reconnaissance using all available positional, navigational, and terrain analysis capabilities to include space-based assets.</p> <ul style="list-style-type: none"> <li>a. Identifies start point (SP).</li> <li>b. Identifies locations of friendly units.</li> <li>c. Identifies potential ambush sites.</li> <li>d. Identifies checkpoints.</li> <li>e. Identifies sites for scheduled halts.</li> <li>f. Identifies release point.</li> </ul> <p><b>2.</b> Reconnaissance party conducts a route reconnaissance using all available positional, navigational, and mapping capabilities available.</p> <ul style="list-style-type: none"> <li>a. Wears designated MOPP gear.</li> <li>b. Activates automatic chemical alarm.</li> <li>c. Monitors radiation-monitoring devices.</li> <li>d. Verifies map information.</li> <li>e. Lists capacities of bridges and underpasses.</li> <li>f. Lists locations of culverts, ferries, forging areas, steep grades, and possible ambush sites.</li> <li>g. Prepares map overlay.</li> <li>h. Computes travel time.</li> <li>i. Prepares strip map.</li> </ul> <p><b>*3.</b> Convoy commander coordinates for required support with higher headquarters.</p> <ul style="list-style-type: none"> <li>a. Coordinates for military police.</li> </ul>		

TASK STEPS AND PERFORMANCE MEASURES	GO	NO-GO
<ul style="list-style-type: none"> <li>b. Coordinates for medical support.</li> <li>c. Coordinates for fire support.</li> <li>d. Coordinates for engineer support.</li> <li>e. Coordinates for maintenance contact team support.</li> <li>f. Coordinates for additional requirements.</li> </ul> <p>4. Prepare vehicles and equipment.</p> <ul style="list-style-type: none"> <li>a. Perform preventive maintenance checks and services (PMCS).</li> <li>b. Correct minor deficiencies.</li> <li>c. Report major deficiencies.</li> <li>d. Harden vehicles using sandbags and/or other authorized materials.</li> <li>e. Cover unit identification markings on vehicles and personnel.</li> <li>f. Cover or remove reflective surfaces.</li> <li>g. Place antennas at lowest height.</li> <li>h. Turn radio volumes and squelches to lowest setting consistent with operational requirements.</li> </ul> <p>*5. Convoy commander organizes convoy.</p> <ul style="list-style-type: none"> <li>a. Assigns cargo vehicle positions.</li> <li>b. Assigns control vehicles without setting a pattern.</li> <li>c. Assigns recovery vehicle(s) position.</li> <li>d. Assigns hardened vehicle(s) near the head of the convoy.</li> <li>e. Assigns passenger locations.</li> <li>f. Assigns air guards.</li> <li>g. Organizes trail party element.</li> <li>h. Provides vehicle position listings to trail party leader.</li> </ul> <p>*6. Convoy commander briefs convoy personnel.</p> <ul style="list-style-type: none"> <li>a. Briefs strip maps to each vehicle driver.</li> <li>b. Briefs convoy chain of command.</li> <li>c. Briefs convoy route.</li> <li>d. Prescribes the rate of march and catch-up speed.</li> <li>e. Briefs convoy intervals.</li> <li>f. Identifies scheduled halts.</li> <li>g. Briefs accident and breakdown procedures.</li> <li>h. Briefs immediate action security measures.</li> <li>i. Briefs blackout condition procedures.</li> <li>j. Identifies location of medical support.</li> </ul>		



TASK STEPS AND PERFORMANCE MEASURES	GO	NO-GO
<ul style="list-style-type: none"> <li>k. Identifies location of maintenance support.</li> <li>l. Briefs communication procedures.</li> <li>m. Provides location and identification of destination.</li> <li>7. Cross SP.               <ul style="list-style-type: none"> <li>a. Cross at specified time.</li> <li>b. Verify the vehicles that have crossed the SP.</li> <li>c. Forward SP crossing report to the convoy commander when the entire unit has passed the start point.</li> </ul> </li> <li>*8. Convoy commander provides convoy information to higher headquarters.               <ul style="list-style-type: none"> <li>a. Reports SP crossing time.</li> <li>b. Reports checkpoint(s) clearance when crossed.</li> <li>c. Reports data that conflicts with maps.</li> <li>d. Employs correct signal operating instructions (SOI) codes in all transmissions.</li> <li>e. Reports release point crossing time.</li> </ul> </li> <li>9. Maintain march discipline.               <ul style="list-style-type: none"> <li>a. Maintain designated march speed.</li> <li>b. Maintain proper vehicle interval.</li> <li>c. Cross checkpoints as scheduled.</li> <li>d. React correctly to convoy commander's signals.</li> <li>e. Maintain security throughout movement and during halts.</li> </ul> </li> <li>10. Conduct scheduled halt(s).               <ul style="list-style-type: none"> <li>a. Stop column at prescribed time.</li> <li>b. Maintain prescribed vehicular interval.</li> <li>c. Move vehicles off road.</li> <li>d. Establish local security.</li> <li>e. Perform PMCS.</li> <li>f. Inspect vehicle loads.</li> <li>g. Depart at specified times.</li> </ul> </li> <li>11. Conduct unscheduled halt(s).               <ul style="list-style-type: none"> <li>a. Alert march column.</li> <li>b. Report stoppage to higher headquarters.</li> <li>c. Maintain prescribed vehicular interval.</li> <li>d. Establish local security.</li> <li>e. Report resumption of march to higher headquarters.</li> </ul> </li> </ul>		

TASK STEPS AND PERFORMANCE MEASURES	GO	NO-GO
<p><b>12.</b> Move under blackout conditions.</p> <ul style="list-style-type: none"> <li>a. Provide visual adjustment period.</li> <li>b. Prepare vehicles for blackout conditions.</li> <li>c. Maintain prescribed vehicle distances.</li> <li>d. Wear night vision goggles (specified personnel).</li> <li>e. Wear regular eye protection goggles.</li> <li>f. Employ ground guides during poor visibility periods.</li> </ul> <p><b>13.</b> Trail party recovers disabled vehicles.</p> <ul style="list-style-type: none"> <li>a. Inspects disabled vehicle.</li> <li>b. Repairs disabled vehicle when possible.</li> <li>c. Tows vehicles.</li> <li>d. Reports vehicle status to convoy commander.</li> </ul> <p><b>14.</b> Move through urban areas.</p> <ul style="list-style-type: none"> <li>a. Identify weight, height, and width restrictions.</li> <li>b. Employ close column formation.</li> <li>c. Obey traffic control directions.</li> <li>d. Employ direction guides at critical intersections.</li> </ul> <p><b>15.</b> Cross release point.</p> <ul style="list-style-type: none"> <li>a. Cross at specified time.</li> <li>b. Verify which vehicles crossed the release point.</li> <li>c. Forward crossing report to higher headquarters.</li> </ul>		

TASK PERFORMANCE / EVALUATION SUMMARY BLOCK							
ITERATION	1	2	3	4	5	M	TOTAL
TOTAL TASK STEPS EVALUATED							
TOTAL TASK STEPS "GO"							
TRAINING STATUS "GO"/"NO-GO"							

\* indicates a leader task step.

SUPPORTING INDIVIDUAL TASKS

Task Number	Task Title	References
031-503-3008(SL2)	Implement Mission-Oriented Protective Posture	STP 21-24-SMCT
071-326-5502(SL2)	Issue a Fragmentary Order	STP 21-24-SMCT
071-326-5503(SL2)	Issue a Warning Order	STP 21-24-SMCT
071-326-5505(SL2)	Issue an Oral Operation Order	STP 21-24-SMCT
071-326-5805(SL3)	Conduct a Route Reconnaissance Mission	STP 21-24-SMCT
071-329-1030(SL1)	Navigate From One Point on the Ground to Another Point While Mounted	STP 21-1-SMCT
071-710-0006(SL1)	Plan Use of Night Vision Devices	STP 21-1-SMCT
091-CLT-4029(SL2)	Supervise Preventive Maintenance Checks and Services (PMCS)	STP 21-24-SMCT

SUPPORTING INDIVIDUAL TASKS

Task Number	Task Title	References
113-637-2001(SL1)	Communicate Via a Tactical Radio	STP 21-1-SMCT
151-357-0001(SL4)	Supervise CSS Functions During Platoon Operations	STP 21-24-SMCT
441-091-3000(SL3)	Supervise the Implementation of Air Defense Measures	STP 21-24-SMCT
551-721-4326(SL4)	Perform Duties as Convoy Commander	STP 21-24-SMCT
551-88M-0001(SL3)	Lead a Convoy Serial/March Unit	STP 21-24-SMCT
551-88M-0005(SL1)	Operate a Vehicle in a Convoy	STP 21-1-SMCT
850-001-2000(SL2)	Employ Accident Prevention Measures and Risk Management Process	STP 21-24-SMCT
850-001-3001(SL3)	Control Mission Safety Hazard	STP 21-24-SMCT
850-001-4001(SL4)	Integrate Risk Management Into Platoon	STP 21-24-SMCT

SUPPORTING COLLECTIVE TASKS: None

OPFOR TASKS AND STANDARDS

**TASK: Conduct Hasty Ambush (34-OPFOR-1003)**

**CONDITION:** Opposing force (OPFOR) element is moving in a concealed area when an enemy element is reported moving along an adjacent route.

**STANDARD:** The ambush site is prepared before the arrival of the enemy element. The enemy force is surprised and casualties are inflicted within the designated kill zone. Delay enemy march element from reaching its specified destination. Withdraw, on order, within 2 minutes of ambush initiation. Report results of mission to headquarters.

**TASK: Conduct Deliberate Ambush (34-OPFOR-1004)**

**CONDITION:** OPFOR element is operating along an enemy major supply route. Intelligence has reported an enemy convoy approaching the element. Headquarters has ordered complete destruction of the march element. The march element is approximately 15 minutes from the ambush point. OPFOR element possesses automatic weapons, antiarmor weapons, and command-detonated mines.

**STANDARD:** Prepare ambush site before arrival of enemy convoy. Surprise enemy forces. Force enemy march element to halt in kill zone. Kill, wound, or capture enemy personnel and destroy all vehicles and equipment. Consolidate and withdraw from the area on order. Results of the mission are reported to headquarters.

**TASK: Conduct Sniper Operations (34-OPFOR-1005)**

**CONDITION:** OPFOR element has received a sniper mission from headquarters. Snipers are assigned missions in the enemy rear area along major supply routes and near support sites.

**STANDARD:** Infiltrate enemy area of operations and set up a well-concealed location. Vehicle drivers or personnel on foot are engaged with short bursts of semiautomatic fire. Selected targets are killed or wounded. Prevent position from being discovered, and evacuate the area without being detected. Results of the operation are reported to OPFOR headquarters.

**TASK: Conduct Air Attacks (34-OPFOR-1006)**

**CONDITION:** OPFOR elements in the rear area have forwarded the coordinates of enemy facilities and elements. OPFOR aircraft have been dispatched to attack enemy installations or convoys.

**STANDARD:** Locate support sites, command and control facilities, and/or convoys. Conduct attack runs on designated targets. Enemy equipment, supplies, and vehicles are destroyed, and enemy personnel are killed.

**TASK: Conduct Aerial Reconnaissance (34-OPFOR-1007)**

**CONDITION:** OPFOR HQ requires intelligence on the location and identification of enemy elements. Aircraft is dispatched to take photographs and conduct a visual inspection of enemy area.

**STANDARD:** Locate and photograph enemy positions in assigned sectors, including support and storage bases and command and control facilities. Visual checks are conducted when possible. The enemy is not engaged. Priority intelligence requests and other information requirements (IRs) are reported to OPFOR HQ.

**TASK: Conduct Electronic Warfare (34-OPFOR-1012)**

**CONDITION:** OPFOR employs collection and direction-finding assets (ground and air) to monitor and locate enemy forces.

**STANDARD:** Locate the positions of enemy command, intelligence, and logistics units. Forward the locations of the positions to OPFOR headquarters. Use jamming signals against enemy radio receivers. Monitor enemy radio networks, and report all information of intelligence value to OPFOR HQ.

**TASK: Disrupt Enemy Movement and Operations Using Tactical Nuclear Weapons (34-OPFOR-1002)**

**CONDITION:** Orders have been received to use tactical nuclear weapons in the enemy's rear area. Key locations have been identified.

**STANDARD:** Tactical nuclear missiles are delivered on target. Movement of equipment and supplies is disrupted or delayed to forward areas. Enemy equipment and supplies are destroyed. A high rate of nuclear casualties is inflicted among enemy troops.

**TASK: Attack (34-OPFOR-1010)**

**CONDITION:** Enemy rear area support base has been located. Priority intelligence requirements (PIRs) and other intelligence requirements have been obtained by OPFOR patrols. Element has automatic and antiarmor weapons, and light mortars. Element is approximately the size of two platoons.

**STANDARD:** An attack plan is developed. An attack is initiated using a scheme of maneuver that exploits enemy flanks, gaps, and weaknesses. Covered and concealed routes are used to approach enemy areas. Employ indirect fire to support attack. Penetrate enemy defenses. Destroy equipment and supplies, inflict casualties, isolate the support base, and block reinforcements. The enemy unit is forced to displace.

**TASK: Conduct Raid (34-OPFOR-1009)**

**CONDITION:** OPFOR element has occupied an objective rally point and has orders to conduct a raid on a rear area base.

**STANDARD:** Surprise the enemy forces. Assault enemy support base and accomplish assigned tasks. Specified equipment and supplies are destroyed. Decisive engagement is avoided. All personnel are withdrawn from the area within the prescribed time. The collected intelligence data satisfies the PIRs.

**TASK: Maintain Contact (34-OPFOR-1011)**

**CONDITION:** OPFOR element is tactically engaged with enemy base defense forces. Enemy forces are withdrawing under pressure.

**STANDARD:** Decisively engage the enemy forces. As the enemy withdraws, the unit or force advances, maintaining contact.

**TASK: Disrupt Enemy Movement and Operations Using Persistent and Nonpersistent Chemical Weapons (34-OPFOR-1001)**

**CONDITION:** Conventional artillery weapons or aircraft are available to deliver chemical weapons. Routes and key bases in the rear area have been selected.

**STANDARD:** Chemical agents are delivered into targeted areas. The movement of enemy supplies and equipment to forward areas is delayed by disrupting command and control systems. Enemy movement is successfully channeled into predesignated ambush areas. Enemy supplies and equipment are contaminated. A high rate of casualties is inflicted on enemy forces.

**ELEMENTS:** Operations Platoon Headquarters  
Company Headquarters

**TASK: Maintain Operations Security (71-3-C232.34-0001)**

(AR 530-1)  
(FM 20-3)

(AR 380-5)  
(FM 24-18)

(FM 3-19.30)  
(FM 34-60)

**ITERATION:** 1 2 3 4 5 M (Circle)

**COMMANDER/LEADER ASSESSMENT:** T P U (Circle)

**CONDITIONS:** The element is operating where the enemy can detect it. The enemy can employ electronic warfare (EW) measures while also utilizing air and ground reconnaissance. The enemy can use the local populace and enemy intelligence agencies. Some iterations of this task should be performed in mission-oriented protective posture level 4 (MOPP4).

**TASK STANDARDS:** The element prevents the enemy from learning its strength, dispositions, and intentions. The element prevents the enemy from learning any essential elements of friendly information (EEFI). The element prevents the enemy from surprising its main body.

TASK STEPS AND PERFORMANCE MEASURES	GO	NO-GO
<p><b>*1.</b> Implement operations security (OPSEC) protective measures.</p> <ul style="list-style-type: none"> <li>a. Ensure OPSEC measures are properly implemented.</li> <li>b. Ensure OPSEC is integrated in all operations and activities.</li> <li>c. Maintain awareness of all activities that are OPSEC sensitive.</li> </ul> <p><b>*2.</b> Check or perform information security measures.</p> <ul style="list-style-type: none"> <li>a. Control information on a need-to-know basis.</li> <li>b. Prohibit fraternization with civilians (as applicable).</li> <li>c. Conduct alert, deployment preparation, and loading to minimize detection.</li> <li>d. Ensure maps contain only minimum essential information.</li> <li>e. Inspect and give briefings to ensure personnel do not carry details of military activities in personal materials such as letters, diaries, notes, drawings, sketches, or photographs.</li> <li>f. Sanitize all planning areas and positions before departure.</li> </ul> <p><b>3.</b> Perform camouflage discipline.</p> <ul style="list-style-type: none"> <li>a. Use natural concealment and natural camouflage materials whenever possible to prevent ground and air observation.</li> <li>b. Move on covered and concealed routes.</li> <li>c. Cover all reflective surfaces and unit markings with nonreflective material such as cloth, mud, or camouflage stick.</li> <li>d. Cover or remove all vehicle markings.</li> </ul> <p><b>4.</b> Camouflage individual positions and equipment to prevent detection from 35 meters or greater and camouflage vehicles and crew-served weapons to prevent detection from 100 meters or greater.</p> <ul style="list-style-type: none"> <li>a. Ensure foliage is not stripped near positions.</li> <li>b. Camouflage earth berms.</li> </ul>		

TASK STEPS AND PERFORMANCE MEASURES	GO	NO-GO
<ul style="list-style-type: none"> <li>c. Ensure that camouflage nets (if used) are hung properly.</li> <li>d. Avoid crossing near footpaths, trails, and roads, where possible.</li> <li>e. Erase tracks leading into the positions.</li> <li>f. Make sure vehicles parked in shadows are moved as shadows shift.</li> <li>g. Replace and replenish camouflage as needed.</li> <li>h. Avoid movement in the area to prevent ground and air detection.</li> </ul> <p>5. Network control station enforces communications procedures.</p> <ul style="list-style-type: none"> <li>a. Enforce signal operating instructions (SOI) procedures (challenge, authentication and decode, call signs, and frequencies).</li> <li>b. Enforce approved radio procedures.</li> <li>c. Enforce communications security procedures (COMSEC) (make short transmissions, use lowest power settings possible, use directional antennas, avoid transmission patterns, and maintain radio silence, as directed).</li> </ul> <p>6. Employ COMSEC.</p> <ul style="list-style-type: none"> <li>a. Use SOI procedures (challenge, authentication and decode, call signs, and frequencies).</li> <li>b. Use approved radio procedures.</li> <li>c. Use COMSEC procedures (use short transmissions, lowest power setting possible, directional antennas; avoid transmission patterns; maintain radio silence, as directed).</li> <li>d. Employ electronic counter-countermeasures (ECCM) procedures for operations during jamming.</li> <li>e. Use messenger and wire to the maximum extent.</li> <li>f. Use visual signals in accordance with the unit's tactical standing operating procedures (TSOP).</li> </ul> <p>7. Employ physical security measures.</p> <ul style="list-style-type: none"> <li>a. Establish observation posts.</li> <li>b. Use counter-reconnaissance patrols.</li> <li>c. Employ stand-to procedures.</li> <li>d. Emplace mines and obstacles.</li> <li>e. Tie in with adjacent units (coordination and fire).</li> <li>f. Use challenge and password.</li> <li>g. Limit access into the element area.</li> <li>h. Safeguard weapons, ammunition, sensitive items, and classified documents.</li> <li>i. Employ air guards.</li> <li>j. Use noise and light discipline.</li> <li>k. Use proper litter discipline.</li> </ul>		

TASK PERFORMANCE / EVALUATION SUMMARY BLOCK							
ITERATION	1	2	3	4	5	M	TOTAL
TOTAL TASK STEPS EVALUATED							
TOTAL TASK STEPS "GO"							
TRAINING STATUS "GO"/"NO-GO"							

\* indicates a leader task step.

**SUPPORTING INDIVIDUAL TASKS**

Task Number	Task Title	References
052-191-1361(SL1)	Camouflage Yourself and Your Individual Equipment	STP 21-1-SMCT
052-191-1362(SL1)	Camouflage Equipment	STP 21-1-SMCT
052-195-3066(SL3)	Direct Construction of Nonexplosive Obstacles	STP 21-24-SMCT
071-331-0815(SL1)	Practice Noise, Light, and Litter Discipline	STP 21-1-SMCT
113-637-2001(SL1)	Communicate Via a Tactical Radio	STP 21-1-SMCT
301-371-1050(SL1)	Implement Operations Security (OPSEC) Measures	STP 21-1-SMCT
551-721-4326(SL4)	Perform Duties as Convoy Commander	STP 21-24-SMCT
551-88M-0001(SL3)	Lead a Convoy Serial/March Unit	STP 21-24-SMCT

SUPPORTING COLLECTIVE TASKS: None

**OPFOR TASKS AND STANDARDS**

**TASK: Conduct Sniper Operations (34-OPFOR-1005)**

**CONDITION:** Opposing force (OPFOR) element has received a sniper mission from headquarters. Snipers are assigned missions in the enemy rear area along major supply routes and near support sites.

**STANDARD:** Infiltrate enemy area of operations and set up a well-concealed location. Vehicle drivers or personnel on foot are engaged with short bursts of semiautomatic fire. Selected targets are killed or wounded. Prevent position from being discovered and evacuate the area without being detected. Results of the operation are reported to OPFOR headquarters.

**TASK: Conduct Aerial Reconnaissance (34-OPFOR-1007)**

**CONDITION:** OPFOR HQ requires intelligence on the location and identification of enemy elements. Aircraft is dispatched to take photographs and conduct a visual inspection of enemy area.

**STANDARD:** Locate and photograph enemy positions in assigned sectors, including support and storage bases and command and control facilities. Visual checks are conducted when possible. The enemy is not engaged. Priority intelligence requests and other information requirements (IRs) are reported to OPFOR HQ.

**TASK: Gather Intelligence (34-OPFOR-1008)**

**CONDITION:** OPFOR elements operating in the rear area are planning attacks on enemy bases. Information is needed before plans are finalized.

**STANDARD:** Identify all priority intelligence requests and other IRs. Pass through any outpost, defensive wire, or warning device undetected. Move to an observation point that offers cover and concealment and is close enough to gather required information. Gather data that answers intelligence requirements. Withdraw from area undetected. Report all information of value to OPFOR headquarters.



**TASK: Conduct Raid (34-OPFOR-1009)**

**CONDITION:** OPFOR element has occupied an objective rally point and has orders to conduct a raid on a rear area base.

**STANDARD:** Surprise the enemy forces. Assault enemy support base and accomplish assigned tasks. Specified equipment and supplies are destroyed. Decisive engagement is avoided. All personnel are withdrawn from the area within the prescribed time. The collected intelligence data satisfies the priority intelligence requirements (PIRs).

**TASK: Conduct Electronic Warfare (34-OPFOR-1012)**

**CONDITION:** OPFOR employs collection and direction-finding assets (ground and air) to monitor and locate enemy forces.

**STANDARD:** Locate the positions of enemy command, intelligence, and logistics units. Forward the locations of the positions to OPFOR headquarters. Use jamming signals against enemy radio receivers. Monitor enemy radio networks and report all information of intelligence value to OPFOR HQ.

**TASK: Conduct Terrorist and Saboteur Attacks (34-OPFOR-1013)**

**CONDITION:** OPFOR dispatches small team(s) into enemy rear area to disrupt support operations.

**STANDARD:** Locate rear support bases and command and control facilities. Rear area support operations are delayed and disrupted. Rear area bases are infiltrated to conduct sabotage and terrorist activities. Supplies and equipment are destroyed and casualties are inflicted.

**TASK: Conduct Air Attacks (34-OPFOR-1006)**

**CONDITION:** OPFOR elements in the rear area have forwarded the coordinates of enemy facilities and elements. OPFOR aircraft have been dispatched to attack enemy installations or convoys.

**STANDARD:** Locate support sites, command and control facilities, and/or convoys. Conduct attack runs on designated targets. Enemy equipment, supplies, and vehicles are destroyed and enemy personnel are killed.

**TASK: Disrupt Enemy Movement and Operations Using Persistent and Nonpersistent Chemical Weapons (34-OPFOR-1001)**

**CONDITION:** Conventional artillery weapons or aircraft are available to deliver chemical weapons. Routes and key bases in the rear area have been selected.

**STANDARD:** Chemical agents are delivered into targeted areas. The movement of enemy supplies and equipment to forward areas is delayed by disrupting command and control systems. Enemy movement is successfully channeled into predesignated ambush areas. Enemy supplies and equipment are contaminated. A high rate of casualties is inflicted on enemy forces.



## Chapter 6

# External Evaluation

**6-1. General.** An external evaluation is conducted to evaluate the unit's ability to perform its mission(s). This chapter is a guide for preparing an external evaluation. The unit may modify the evaluation based on METT-TC and other considerations as deemed appropriate by the commander. The unit is evaluated using selected T&EOs in chapter 5 of this MTP. The evaluation involves the total unit, employs a realistic OPFOR, and uses MILES. At the end of the evaluation, the commander should be able to identify the strengths and weaknesses of the unit. These strengths and weaknesses form the basis for future training and resource allocations.

**6-2. Preparing the Evaluation.** The commander must standardize evaluation procedures to measure the unit's capabilities accurately.

a. Preparing the evaluation instrument. The unit develops a scenario and selects the missions as well as the tasks needed to conduct the scenario and execute the evaluation. Selective tailoring is required because it is not possible to evaluate every task. The following procedures are suggested for developing the evaluation:

(1) Identify the missions to evaluate for each echelon or element. Record the selected missions on a DA Form 7506 (*Unit Proficiency/Evaluation Worksheet*), figure 6-1.

(2) List each mission on a [DA Form 7502](#) (*Task Summary Sheet*), figure 6-2.

(3) Select the tasks to evaluate for each mission. List the selected tasks on DA Forms 7502, which are used for recording the results of the evaluation.

(4) Compile the selected missions and tasks in the order they logically occur in the detailed scenario. Establish logical stopping points in the scenario by grouping the selected mission and tasks in parts for a sample evaluation scenario. The scenario can be interrupted at the end of each part to assess MILES casualties and conduct in-process AARs.

b. Forecasting the requisitioning resources. Adequate training ammunition, equipment, and supplies must be forecasted and requisitioned. The evaluating HQ will prepare its own consolidated support requirements.

c. Selecting and preparing the field evaluation site. Required size, type of terrain, OPFOR requirements, and administrative requirements are the basis for site selection. The OPFOR is positioned according to threat doctrine. The site must provide enough space to accommodate the administrative area required to support the evaluation.

d. Planning indirect fire simulation. Because it greatly influences the outcome of battles, reaction to indirect fire is an important consideration of the evaluation. Indirect fire simulation requires considerable planning to achieve realism.

(1) The fire marker control system outlined in TC 25-6 is a recommended method of simulating indirect fire. Due to the amount of required resources, this method may be difficult to support.

(2) The commander may use the evaluation control HQ method or the simulation without OPFOR method to evaluate the unit's ability to react to indirect fire. If the evaluation control HQ method is used, the OPFOR initiates a call for fire to the evaluation control HQ that will simulate a tactical fire direction control (FDC). The evaluation control HQ would then relay the delivery data to an OC who would mark the impact of the rounds with artillery simulators and assess appropriate casualties. If an OPFOR is not used, the OC may ignite artillery simulators and observe the unit's reactions. FM 7-0 and FM 7-1 provide assessment and computation tables, which can be used to determine casualties. Indirect fire simulation must be realistic and limited to what the unit could reasonably expect under combat conditions.



<b>TASK SUMMARY SHEET</b>			
For use of this form, see the applicable ARTEP MTP; the proponent agency is TRADOC.			
<b>INSTRUCTIONS:</b> A separate task summary sheet will be prepared for each mission evaluated. Additional comments may be placed on an enclosure to each task summary sheet.			
1. MISSION			
2. UNIT IDENTIFICATION		3. ARTEP MTP NUMBER	
4. TASK TITLE	5. T&EO NUMBER	6. EVALUATION	
		GO	NO-GO
7. COMMENTS			
8. OBSERVER/CONTROLLER OR EVALUATOR'S SIGNATURE			

DA FORM 7502, APR 2003

USAPA V1.00

Figure 6-2. Example of a Task Summary Sheet (DA Form 7502)

**6-3. Selecting and Training the OCs.**

a. OCs must know the unit's missions, organization, equipment, and employment. Senior OCs should be at least equal in rank to the unit commander and have successfully performed in that specific or similar command position.

b. The following are minimum rank and experience requirements for OCs:

(1) The company OC will be an officer with company command experience.

(2) The platoon or section OC will be a lieutenant or NCO with platoon or section experience.

(3) The recorder will be an officer or NCO at the evaluation control headquarters who receives "kill" information or results and time data from the OCs.

c. OCs standardize administration of the evaluation by understanding the following functional areas:

(1) Evaluation design. Each part is designed to evaluate specific missions or tasks within the overall scenario. OCs must thoroughly understand the evaluation and correctly implement it.

(2) MILES. Each OC, regardless of position, must have full knowledge of the unit's weapons and vehicles and must also thoroughly understand the MILES system being used. The unit commander is responsible for ensuring that all MILES equipment is functional before each part of the scenario.

(3) Evaluation control system. This system ensures that the evaluation is administered in a consistent and standardized manner and that correct data is collected for the final evaluation. It includes the following elements:

(a) Rules of engagement.

(b) OC duties and responsibilities.

(c) Communication systems.

(d) Evaluation data collection plan.

**6-4. Selecting and Training the OPFOR.** The selection and training of the OPFOR is crucial to the success of a standardized evaluation. The OPFOR provides one of the control measures that influences the conditions under which the evaluation is administered. The unit should face an opponent who realistically resembles the threat in strength, weapons, and skill.

a. Selection. Any qualified skill level 1 or 2 soldier can serve as the OPFOR. Ideally, it should be a small cohesive unit under the control of a leader or commander.

b. Training. The OPFOR must understand the following six major areas:

(1) Installation and operation of the MILES devices.

(2) Rules of engagement.

(3) Threat for small unit tactics.

(4) Training scenarios.

(5) OPFOR weapons and equipment, if available.

(6) Safety.

c. OPFOR Strength.

(1) Offense. Using MILES, the unit should outnumber the OPFOR three to one if an attack is to be successful. If the OPFOR is stronger than this ratio, only the most exceptional unit will be successful. They must be armed with weapons capable of defeating any of the unit's assets. As a general rule, the OPFOR should be strong enough to offer the unit a realistic challenge, but one that the unit can defeat when proper tactics are employed.

(2) Defense. The OPFOR, at a minimum, should have a three-to-one ratio of superiority, because anything less will not have sufficient weapons and ammunition to conduct a successful attack. They must be more than merely a series of targets to be destroyed. The OPFOR should be allowed to plan their own attack for each mission and not be forced into a "canned" attack that all units will quickly defeat. Once the OPFOR establishes their plan, they must use the same plan for all other like units for that event in order to maintain the objectivity and standardization of the evaluation.

**6-5. Conducting the Evaluation.** Evaluations are divided into three distinct segments. Each segment requires a different degree of preparation and coordination.

a. Pre-evaluation.

(1) The senior OC and all other OCs must recon the evaluation area to know the unit's boundaries, disposition of the OPFOR, and the most likely avenues of approach throughout the field evaluation site's area of operation.

(2) The unit must prepare an OPORD and FRAGO to control the exercise. An order is prepared for each mission in the evaluation scenario. These can be prepared by using the skeleton orders contained in the STXs found in chapter 4.

(3) Unit preparatory activities include installing and troubleshooting MILES equipment, loading vehicles, conducting inspections, and performing other logistics and administrative actions, as required.

(4) The OPFOR is placed in position and briefed while the unit is conducting its preparatory activities.

(5) In this evaluation scenario, the unit is issued a movement order to move to an assembly area. When the assembly area has been occupied, the OPORD is issued. The OCs should make an equipment functions check after the unit occupies the assembly area and after the unit leaders have issued their instructions.

b. Evaluation.

(1) The evaluation team controls the evaluation in two ways. First, the team uses measures established in both the movement order and in paragraphs 3 and 5 in the OPORD or FRAGO. Second, the team controls the evaluation through the team commander (simulated by the senior OC for this evaluation), on the team network. The team does not control in the traditional sense; instead, it accompanies the unit as observers. Only the senior OC has direct verbal contact with the unit commander. All other OCs do not speak to, aid, advise, point out positions, or in any way influence the unit's performance, except for a possible or actual safety issue or emergency. OCs are neutral throughout the evaluation.

(2) Once the senior OC issues the OPORD and movement order, the unit commander executes the events and actions prescribed in the first part of the evaluation scenario within the estimated time. From this point on, all successive parts begin with a FRAGO.

(3) The senior OC terminates a part when the unit has completed all the events and actions in a particular area or has suffered such casualties or damage that the part cannot be completed. The OC must record the reasons for the termination in the margin of the OC's DA Forms 7502 and report his action to the evaluation control headquarters. In the sample evaluation scenario, the completion of each event or action is indicated by "conducting sustainment operations." During this period, the senior OC will direct the unit to remain in position while "replacements" (personnel and equipment designated as killed or destroyed), are sent forward to reconstitute the unit. At this time, the OC must perform the following actions:

(a) Inspect all MILES equipment, record "kill" codes, and reset equipment. Any damaged or inoperative MILES equipment is replaced.

(b) Resolve all casualty data to determine the time, place, number, and cause of casualties. This information is reported to the recorder in the evaluation control headquarters.

(c) Debrief the unit to resolve questions. Afterward, the senior OC directs the unit to continue its mission after it receives a FRAGO or OPORD for the next part.

(4) OCs should follow these guidelines.

(a) Report major "kills" (vehicles, groups).

(b) Report major weapons fired. Together with reporting major kills, this is the best method for determining direct fire effectiveness. Both significant firings and hits are reported to the evaluation control headquarters.

(c) Enforce rules of engagement.

(d) Observe critical tactical events of time. OCs must spot and record any action that might have an effect on later performance or mission outcome.

(e) Record travel routes and unit's location.

(f) Inform OPFOR controllers of the unit's location, direction of travel, and intent. This is necessary to enable OPFOR action to be controlled in accordance with the desired sequence of events.

(g) Enforce safety.

(h) Terminate mission.

c. Post evaluation. After the evaluation is terminated, the unit moves to an assembly area and performs the following actions:

(1) The unit OC debriefs subordinate OCs and compiles all data (evaluator packets), for the evaluation.

(2) The unit OC must complete the DA Forms 7502.

(3) The unit OC must turn in all completed OC packets (with the OC scoring system), to control headquarters for recording and analysis.

(4) The unit OC must conduct an AAR of the unit's performance.

(5) Each element OC should conduct an AAR of his element's performance.

#### **6-6. Recording External Evaluation Information.**

a. The evaluating headquarters develops the data recording instruments for the OCs. DA Form 7505 (*Unit Data Sheet*) (Figure 6-3) documents demographic information that may reflect on a unit's performance. DA Form 7503 (*Environmental Data Sheet*) (Figures 6-4 and 6-5) documents weather information in order to compare missions under differing environmental conditions. DA Form 7504 (*Personnel and Equipment Loss Report*) (Figure 6-6) documents information that may affect the unit's degree of success during engagements with the OPFOR.

b. The senior OC has the overall responsibility for preparation of the external evaluation. This evaluation is based on his own findings and his subordinate OC's input. Subordinate OCs use the task evaluation criteria (T&EO from chapter 5 and DA Forms 7502), to determine overall proficiency in their particular areas. The senior OC compiles the external evaluation results as prescribed by the evaluating commander. Deviations from the task standard assessed by the company OC may be addressed in the senior OC comments portion of the Unit Proficiency/Evaluation Worksheet.







<b>12. AIRCRAFT WEATHER BOARD</b>			
<b>a. CURRENT CONDITIONS - DESTINATION</b>			
(1) TIME POSTED	(2) WIND VELOCITY ( <i>Spec and Direction</i> )	(3) VISIBILITY ( <i>Feet</i> )	
(4) DENSITY ALTITUDE ( <i>Feet</i> )	(5) CEILING ( <i>Feet</i> )	(6) TEMPERATURE/DEW POINT _____ / _____	
(7) OTHER SIGNIFICANT WEATHER ACTIVITY ( <i>Runway visual range, fog, icing, etc.</i> )			
<b>b. CURRENT CONDITIONS - LOCAL AREA</b>			
(1) TIME POSTED		(2) TIME VALID	
(3) WIND/TEMPERATURE			
SURFACE _____ / _____	1,000 FEET _____ / _____	2,000 FEET _____ / _____	5,000 FEET _____ / _____
(4) HAIL <input type="checkbox"/> YES <input type="checkbox"/> NO _____			
(5) SNOW/SLEET <input type="checkbox"/> YES <input type="checkbox"/> NO _____			
(6) RAIN <input type="checkbox"/> YES <input type="checkbox"/> NO _____			
(7) TURBULENCE <input type="checkbox"/> SEVERE <input type="checkbox"/> MODERATE <input type="checkbox"/> LIGHT <input type="checkbox"/> NONE			
(8) ICING <input type="checkbox"/> RIME <input type="checkbox"/> CLEAR <input type="checkbox"/> MIXED			
(9) CLOUD COVERAGE <input type="checkbox"/> CLEAR <input type="checkbox"/> SCATTERED <input type="checkbox"/> BROKEN <input type="checkbox"/> OVERCAST <input type="checkbox"/> PARTIAL OBSCURATION <input type="checkbox"/> OBSCURATION			
(10) OTHER SIGNIFICANT WEATHER ACTIVITY ( <i>Runway visual range, fog, icing, etc.</i> )			
<b>13. TWENTY-FOUR HOUR LOOKOUT (<i>As of</i>)</b>			
<b>14. REMARKS</b>			

Figure 6-5. Example of an Environmental Data Sheet (DA Form 7503) (page 2)



## 6-7. After-Action Reviews.

a. General. At the completion of each evaluation part, the AAR leader provides feedback to the unit in order to increase and reinforce learning.

b. Feedback. Because all members of the unit participate in an AAR, each member becomes a source of feedback. This provides a richer "database" for key points. The AAR leader will draw information from each member, which becomes an important part of the discussion. This information is the basis for discussing alternate courses of action.

c. Preparing the AAR. AAR preparation involves five steps:

(1) Review training orders and objectives. Training objectives are the focus of the discussion of the exercise results. The FRAGOs and OPORDs included in the exercise design implement these objectives. The OC should be familiar with the objectives, FRAGOs, and OPORDs so that he can note orders given by leaders of the evaluated unit and its subordinate elements that either implement these objectives or deviate from them.

(2) Observe the exercise. This is an active process. The emphasis is on noting those actions that make the difference between the unit's success or failure. The OC does not need to remain close to the unit leader, as more can be seen from high ground near the lead element's location or along the unit's route of march. Because unit orders identify important activities and checkpoints, the OC must be present when the commander issues the order. The OC should position himself where he can best observe anticipated critical events. Examples of critical events include:

- (a) Conducting a road march.
- (b) Crossing a radiologically contaminated area.
- (c) Performing unit supply operations.
- (d) Responding to an NBC attack.

(3) Select the site and assemble the participants. After the exercise, select a site for the AAR. If possible, hold the AAR where the majority of action occurred, where most of the critical events took place (normally where the OPFOR was positioned), or where the terrain can be observed. Usually, the OPFOR or unit objectives are suitable for assembling the players and conducting the AAR.

(4) Debrief the OCs. While the units are moving to the selected site, the OCs should be debriefed. The senior OC must have a complete understanding of what happened in the exercise. The fourth step in AAR preparation is to obtain a detailed description of the exercise's events in the order in which they occurred.

(5) Review the events. After the senior OC has a sound understanding of what happened during the exercise, he reviews and ranks the events in terms of their relevance to the training objectives and their contributions to the exercise outcome. He selects as many events as can be covered in detail during the time allowed for the AAR and places them in chronological order.

d. Conducting the AAR. Conducting the AAR requires five steps:

(1) Organize the participants. When the OC and AAR leader assembles the participants, he groups them according to their organization in the exercise. Each subordinate element's OC is with the element for which he is responsible.

(2) State the training objectives. The AAR leader makes a brief statement of the training objectives for the exercise. These are described as specifically as possible. He states any additional teaching points that he intends to cover during the AAR. These should be limited to three or four key points in order to keep the AAR focused and prevent it from becoming excessively long.

(3) Lead the discussion. The AAR leader guides the discussion of the events in their order of occurrence. Diagrams help players visualize the exercise development. The AAR leader starts by sketching the main terrain features and, as the AAR proceeds, have the participants draw routes of advance, objectives, and locations of engagements. Each event is discussed in detail to make teaching points about the unit's performance during the event. In an effective AAR, the AAR leader should:

- (a) Avoid giving a critique or lecture.
- (b) Guide the discussion by asking leading questions.
- (c) Suggest the players describe what occurred in their own terms.

(d) Suggest the players discuss not only what happened, but how it happened and how it could be done better.

(e) Focus the discussion to ensure that important tactical lessons are made explicit.

(f) Relate events to subsequent results.

(g) Avoid detailed examination of events not directly related to major training objectives.

(h) Encourage the participants to use diagrams to illustrate teaching points and to show routes, phase lines and objectives.

(i) Prohibit players from offering self-serving excuses for inappropriate tactical actions.

(4) Review the sequence of the events associated with the hazards of the risk assessment made prior to the exercise.

(a) Were effective controls put in place to avoid accidents?

(b) Was training realism reduced through artificial control measures?

(c) Were all participants aware of hazards down to the lowest level?

(d) Did any hazard present itself that was not identified, and what was done to overcome it?

(e) Were there incidents of fratricide or near fratricide and how can such incidents be avoided in the future?

(5) Summarize key points. The AAR leader briefly summarizes teaching points in terms of training objectives covered in the AAR. After the summary, he can have a private conversation with the unit commander regarding his strengths and weaknesses, and what he can do to improve his performance and that of his unit. A good AAR leader—

(a) Maintains order and discipline.

(b) Reviews the training objectives.

(c) Addresses important events as they occur and explains how the unit could have performed better. During the discussion, the leader avoids a detailed examination of events not directly related to the training objective.

(d) Traces the chain of events so all participants understand the results of mistakes. One mistake is often the partial cause of another.

(e) Clearly relates tactical events to teaching points.

(f) Involves participants in the discussion.

(g) Clearly and concisely gives a summary and new training objectives.

(h) Reinforces points by using sketches, diagrams, or terrain models in the AAR.

e. Reference materials for conducting an AAR are TC 25-6, TC 25-20, and FM 7-1.

## Appendix A

# Combined Arms Training Strategies

**A-1. Unit Training Strategies.** The combined arms training strategy (CATS) is a series of proponent-generated unit training strategies that recommend events, frequencies, and prerequisite gates to train units to standard. These training strategies are descriptive, not prescriptive, in nature. Presented in a standardized format called a CATS matrix, a unit training strategy is a plan for training and sustaining both soldier and collective task proficiency. The tasks to be trained are based on the unit's METL and the commander's assessment.

**A-2. Accessing the CATS Matrixes.** The CATS matrixes are available for viewing and downloading on the Army Knowledge Online (AKO) homepage ([www.us.army.mil](http://www.us.army.mil)). Figure A-1 explains how to access the MI CATS templates on the AKO. First-time users need to establish a user name and password to login.

- From the AKO main page, click on the KCC tab. On the right hand side, scroll down to Search & Subscribe. Under Search for an Army Community, type in Intel Training Products. Click on the box immediately to the left of Subscribe Now. a check mark should appear in the box. Click on the Subscribe button on the AKO toolbar, and then click on Finish.
- On the left side of the screen, click on Army Communities, click on Intelligence, click on Intel Training Products, and then click on Collective Unit Training. Click on Unit CATS.
- To view all intelligence training products during subsequent visits you will need only to click on the KCC tab, click on Army Communities, click on Intelligence, and click on Intel Training Products.

**Figure A-1. Accessing the Military Intelligence CATS on the AKO**

**A-3. Using the CATS Matrixes.** Generally, the leader using the matrixes for planning will have a METL (or other list of critical tasks in which his unit must be proficient) and will be looking for guidance about appropriate training methods. The key to using CATS for unit training management is understanding the strategy and its various components. The strategy is organized by functional area and echelon to be trained. It has eight interactive components. Table A-1 is an example of a matrix for one mission and task.

- a. Task: This entry is the CATS task selection for the element to train in support of the battlefield mission listed in the table.
- b. Supporting tasks: This list includes those MTP collective T&EOs that the element must attain and sustain proficiency in to support the CATS task selection and mission.
- c. Frequency: This entry indicates the interval and number of times a year that this CATS task selection should be trained in order to attain and sustain T1 combat readiness.
- d. Types of events: This section suggests a training event or events (from classroom training to an external evaluation FTX) that the unit can use to train the task.
- e. Training audience: This entry indicates the unit elements and/or individuals that this CATS task selection is designed for.
- f. Means (event and training aids, devices, simulators, and simulations [TADSS]): This entry further describes the training event by selecting from the types of events that this CATS task selection is designed for.

g. Title: This entry is the title of the training event, as it might be depicted in a unit training schedule, for the CATS task selection.

h. Estimated duration: This number gives the suggested duration of the training event in hours (in this case, sergeant's (SGT) time training).

i. Replication of conditions (A-D): This entry shows a means quality rating, related to the cost and realism of the event and medium. When choosing events and media, you will have to balance the resource costs of different training media against the needs for realism and repetition. Generally, as your unit becomes more proficient, realism should increase.

(1) An "A" level is a CTC deployment and training activity.

(2) A "B" level is a well assigned home station training exercise.

(3) A "C" level is a partial task training exercise.

(4) A "D" level is a subtask training exercise.

j. Multi-echelon training: This term refers to the simultaneous conduct of different exercises by the unit, or the training of different tasks by elements of the unit. Multi-echelon training occurs whenever collective training is conducted (FM 7-0). Units should structure events to allow the integration of required task training and proficiency (through gate tasks) by each element of the audience and to permit vertical linkage of unit training strategies.

k. Critical training gates: These gates facilitate efficient use of training time and other resources during scheduled events. They provide those tasks critical to effective and safe training.

l. Resources: This entry identifies to the training and resource manager the class III, VI, and VII resources expended as a cost of the training event.

m. Comments: This section includes the purpose of the task selection, the expected outcome of the training event, and execution guidance.

(1) Purpose statement: The rationale for including the event in the overall training strategy for the task. It also provides the basis for describing the event's training objectives.

(2) Outcome statement: A list of the proficiencies that the unit should achieve by training in the event. The outcome is described by the end-state proficiency in tasks trained.

(3) Execution guidance: Information and coordinating instructions related to training the task (task selection) in the event.



**Table A-1. Example of a CATS Task Matrix**

**MOVE**

Task: Conduct Tactical Movement (34-TS-2004 )	Supported Mission(s):
Supporting Task(s):	Generic mission
07-3-C211.34-0001      Move tactically	Move
07-3-C227.34-0001      Perform a tactical road march	
07-3-C228.34-0001      Occupy assembly area	
07-3-C229.34-0001      Perform passage of lines	
55-2-C324.34-0001      Conduct a convoy	
Frequency: Monthly (12)	
Types of Events: SGT Time, STX	

Training audience: Company, Company Headquarters, Analysis and Technical Control Section, Intelligence and Surveillance Platoon Headquarters, Counterintelligence Team, Interrogation Team, Ground Surveillance Radar Squad

Means (event) (TADSS): 2 - Company SGT Time

Title: SGT for Conducting Tactical Movement (34357A100)

Estimated duration: 4 Hours

Replication of conditions (A-D): C - Gate quality for task or echelon

Multi-echelon training:

Critical training gates:

Resources:

Comments: Includes purpose of event; outcome supported; guidance about execution of the event; and constraints posed by TADSS and others.

- Purpose: Train all team, section, or platoon personnel to a basic level of proficiency in common tactical movement and assembly area tasks.
- Outcome: All team, section, or platoon personnel can perform common tactical movement and assembly area tasks.
- Execution guidance: SGT time is used by NCO leaders, as required, for initial training, refresher training, and/or sustainment training to gain and maintain proficiency in tactical movement and assembly area tasks that the leader singles out for concentrated attention. Typically, SGT time training is conducted at the team, section, or platoon level, 4 hours weekly, on a variety of METL, common, and MOS-specific tasks. The NCO identifies specific tasks to be trained, participating personnel, and frequency of training based on personnel turnover and a training assessment. Relevant Army doctrinal and training publications and the unit TSOP provide detailed information on the tasks, conditions, and standards used in organizing this training. Whenever possible, SGT time should be made up of "hands on," performance-oriented exercises employing the systems, equipment, and communications necessary to accomplish the assigned tasks. NCOs should tailor conditions to the appropriate level of training, adding progressively more difficult conditions to increase the challenge as proficiency increases. The three stages of training (initial training, refresher training and sustainment training) can occur separately or in combination, with soldiers and units progressing to sustainment training as soon as standards are met.



## Appendix B

# Battlefield Operating Systems

**B-1. General.** A commander uses the battlefield operating systems (BOS) to organize battle tasks. The seven BOS are the major functions that occur on the battlefield. The BOS must be synchronized to ensure that total combat power is coordinated and directed toward accomplishing the wartime mission. They may be used to identify operational deficiencies and focus attention on training. All BOS are not equal in all operations, nor do they apply to all tasks. The BOS are (in sequence, as they would appear in the five-paragraph field order) intelligence; maneuver; fire support; mobility, countermobility, and survivability; combat service support; and command and control (C2).

**B-2. Intelligence.** This operating system includes knowledge of the enemy, weather, and geographical features required by a commander in planning and conducting combat operations. It is derived from analyzing information on the enemy's capabilities, intentions, vulnerabilities, and the environment.

- a. Collect information: Obtain information in any manner.
- b. Process information: Convert information into intelligence through collation, evaluation, analysis, integration, and interpretation.
- c. Prepare intelligence reports: Develop and produce standard reports and Intelligence preparation of the battlefield (IPB) products for the commander's use; report intelligence or information; task intelligence assets; or receive information, intelligence orders, or instructions.

**B-3. Maneuver.** This function refers to employing forces on the battlefield through movement and direct fire in combination with fire support or fire potential to achieve a position of advantage. This includes using direct fire systems (for example, small arms, tank guns, and attack helicopter fires).

- a. Move: Position or reposition forces (units and equipment) relative to the enemy to secure or retain positional advantage making full use of terrain and formation. It is the dynamic element of combat—the means of concentrating forces at the critical point to achieve the surprise, psychological shock, physical momentum, and moral dominance, which enables smaller forces to defeat larger ones. Units supporting combat maneuver units are included because they are expected to go wherever the combat units go.

---

**Note:** Movement of cargo, equipment, and personnel is covered under the combat service support BOS.

---

- b. Engage enemy: Enter into conflict or combat on the ground with the enemy using direct fire or close combat.

---

**Note:** Air targets are covered in the air defense BOS.

---

- c. Control terrain: Dominate an area to prevent enemy occupation of the position through fire, fire potential, or occupation of the terrain.

**B-4. Fire Support.** This BOS refers to the collection and coordinated use of target acquisition data, indirect fire weapons, armed aircraft (less attack helicopters), and other lethal and nonlethal means against ground targets in support of maneuver force operations. It includes artillery, mortar, and other non-line-of-sight fires, naval gunfire, combat aviation squadron, and electronic countermeasures.

- a. Process ground targets: Select targets and match the appropriate response to them, taking account of operational requirements and capabilities.
- b. Engage ground targets: Enter into conflict with the enemy using fire support systems.
- c. Integrate fire support.

**B-5. Mobility, Countermobility, and Survivability.** This BOS refers to the capability of the force to permit freedom of movement, relative to the enemy, while retaining the ability to fulfill its primary mission. It also includes those measures the force takes to remain viable and functional by seeking protection from the effects of enemy weapons systems and natural occurrences.

- a. Provide mobility: Provide freedom of movement for personnel and equipment on the battlefield without delays due to terrain or obstacles.
- b. Provide countermobility: Delay, channel, or stop offensive movement by the enemy in order to destroy his forces directly or indirectly by enhancing the effectiveness of friendly indirect and direct weapons systems.
- c. Enhance survivability: Protect personnel, equipment, and supplies from enemy systems and natural occurrences while simultaneously deceiving the enemy.

**B-6. Air Defense.** This BOS includes all measures designed to nullify or reduce the effectiveness of attack by hostile aircraft or missiles after they are airborne.

- a. Process air targets; Select targets and match the appropriate response to them, taking into account operational requirements and capabilities.
- b. Attack enemy air targets: Intercept, engage, destroy, or neutralize enemy aircraft and missiles in flight.
- c. Deny airspace: Prevent enemy use of airspace through fire potential or other means without direct attack of air targets (for example, deliberate smoke, barrage balloons).
- d. Integrate air defense fire.

**B-7. Combat Service Support (CSS).** This BOS refers to the support and assistance provided to sustain forces, primarily in the field of logistics, personnel services, and health services.

- a. Arm: Provide munitions to weapons systems. This encompasses all types of ammunition to include mines and demolition munitions.
- b. Fuel: Provide fuel and petroleum products (petroleum, oils, and lubricants) to weapons systems and other equipment.
- c. Fix: Preserve the availability of weapons systems and equipment. It includes the provision of repair parts and end items at the right place and time, and all the actions taken before, during, and after the battle to keep equipment operational.
- d. Man the force: Provide all support to the individual soldier as well as provide healthy, fit soldiers to units.
- e. Distribute: Provide the various classes of supply to military units by employing transportation and supply services.
- f. Provide sustainment engineering: Repair and construct facilities and lines of communications.
- g. Provide MP support: Provide EPW collection, evacuation, internment, and enforce military law and order.

**B-8. Command and Control (C2).** This BOS is the exercise of authority and direction by a properly designated commander over an assigned force in the accomplishment of the mission. Leaders perform C2 functions through an arrangement of personnel, facilities, and procedures employed by a commander in planning, directing, coordinating, and controlling forces and operations in the accomplishment of the mission.

- a. Acquire and communicate information and maintain status: Gain possession of information on the mission, enemy forces, friendly troops, terrain, and weather for the commander or his staff; translate that information into usable form; and retain and disseminate it.
- b. Assess situation: Continuously evaluate information received through reports or the personal observations of the leader or commander to decide whether different actions are required from those that would result from the most recent orders issued.
- c. Determine actions: Conduct the continuous process of making estimates and decisions for assigned or projected tasks. This function involves a detailed and systematic examination of all aspects of

contemplated operations, including deciding to alter planned or ongoing actions. This function also includes the formulation of the commander's concept and intent.

d. Direct and lead subordinate forces: Provide direction to subordinate forces so they understand and contribute effectively and efficiently to the attainment of the commander's concept and intent. This function includes the preparation and completion of orders.

e. Employ tactical command, control, and communication countermeasures (C3CM).



## Appendix C

# Contemporary Operational Environment

**C-1. Introduction.** At the direction of the Army Chief of Staff and the Commander, U.S. Army Training and Doctrine Command (TRADOC), the TRADOC Office of the Deputy Chief of Staff for Intelligence (ODCSINT) has studied the nature of current operational environments and those of the foreseeable future. The Department of Defense officially defines an operational environment as “a composite of the conditions, circumstances, and influences that affect the employment of military forces and bear on the decisions of the unit commander” (Joint Pub 1-02).

a. The contemporary operational environment (COE) is the overall operational environment that exists today and in the near future (out to the year 2020). Threats during this period extend from small, low-technology opponents using adaptive, asymmetric methods to larger, modernized forces able to engage deployed U.S. forces in more conventional, symmetrical ways. In some possible conflicts (or in multiple, concurrent conflicts), a combination of these types of threats could be especially problematic.

b. Basic to understanding the nature of this COE are the following premises:

(1) The United States will have no single peer or near-peer competitor until 2020 or beyond.

(2) Nation-states will remain principal actors in the global political arena, but nonstate actors (including transnational actors) will increasingly take prominent positions in world affairs. Such nonstate actors will play important roles in any conflict—as combatants or noncombatants.

(3) Nations will continue to field armed forces and use them as tools to pursue national interests. Entities other than nations will also pursue their own interests (which may be ethnic, religious, economic, or political) through force or by other means, either independently or in conjunction with other nonstate or nation-state actors.

(4) As nation-state or nonstate actors pursue their own interests, their actions may cause U.S. intervention, either unilaterally or as a coalition partner, with or without a United Nations (U.N.) mandate.

(5) Nations that believe the United States will act counter to their national interests will develop diplomatic and military plans for managing U.S. intervention.

(6) Nations will modernize their armed forces within the constraints of their economies, based on an investment strategy of upgrading their conventional forces for possible use against regional foes and developing adaptive, niche technologies for possible use against extra-regional foes such as the United States.

(7) The rapid development and proliferation of advanced technology will make such technology available on the world market for a wide variety of nation-state and nonstate actors.

(8) All combat operations will be significantly affected by a number of variables in the environment beyond simply military forces.

**C-2. Critical Variables.** During the period covered by the COE, the Army will encounter a variety of conflicts in a number of different operational environments.

a. Eleven critical factors or variables define the nature of the operational environments in which those conflicts or other U.S. military activities may occur. These factors are “variables,” because the exact nature of the conditions, circumstances, and influences that make up the operational environment will vary according to the particular situation. The variables are—

(1) Physical environment.

(2) Nature and stability of the state.

(3) Military capabilities.

(4) Technology.

(5) Information.

- (6) External organizations.
- (7) Sociological demographics.
- (8) Regional and global relationships.
- (9) National will.
- (10) Time.
- (11) Economics.

b. These variables are interrelated and sometimes overlap. Different variables will be more or less important in different situations, but they are all common to any operational environment. Nevertheless, the collective content of these variables will define any operational environment the Army could face, whether the Army is involved in stability and support operations, smaller-scale contingencies, or major theater war.

c. In real-world operational environments, soldiers and leaders must be aware of the variables representing the “conditions, circumstances, and influences” that affect military operations. In Army training environments, these variables and effects must, therefore, be present to provide realistic and relevant training.

d. Each operational environment is different because the content of the variables is different. However, there are some common characteristics one can expect to find in any operational environment that exists between now and the emergence of a peer competitor. Only by studying and understanding these variables and incorporating them into training can the Army keep adversaries from using them against U.S. forces or find ways to use them to the Army’s advantage.

**C-3. Asymmetric, Adaptive Approaches.** The concept of asymmetric warfare is critical to understanding the COE. Nations and nonstate actors in various regions of the world generally see the United States as a major international power, with large technological, economic, and material advantages and an overwhelming military capability. Given this strategic assessment, potential opponents will seek to avoid U.S. strengths while exploiting perceived U.S. weaknesses. In this way, they hope to achieve their own regional goals without U.S. intervention or, failing this, without the U.S. defeat of those objectives. If it comes to a fight with U.S. forces, they are not going to fight the same way they would fight their peers or lesser forces in the region.

a. Asymmetry is a condition of ideological, cultural, technological, or military imbalance that exists when there is a disparity in comparative strengths and weaknesses. In the context of the COE, asymmetry means an adaptive approach to avoid or counter U.S. strengths without attempting to oppose them directly, while seeking to exploit weaknesses.

b. While an asymmetric approach is not new, potential opponents will increasingly study and prepare for U.S. strategy, tactics, and capabilities. They will invest in technologies that negate U.S. strengths, but not necessarily in a direct, symmetrical way. They will use force design and investment strategies that allow them to achieve regional goals while preparing for the eventuality of U.S. intervention. Various countries and nonstate entities have studied how the United States fights and have begun to devise ways to fight a technologically superior force, if necessary, and win.

**C-4. Threats and Other Influences.** In today’s world, the U.S. Army must be prepared to go into any operational environment and perform its full range of missions while dealing with a wide range of threats and other influences. Some threats come in the form of nation-states; this may be a country or a coalition of countries. Threats can also come from entities that are not states; these can include insurgent, terrorist, drug-trafficking, and other criminal organizations. These nonstate actors may use force of arms to further their own interests and threaten the interests of the United States or other nation-states. Nonstate threats may exist in isolation or in combination with other nonstate or nation-state threats.

a. No single nation-state or nonstate actor is expected to present a peer or near-peer threat to the United States until 2020 or beyond. However, this does not mean that the United States and its armed forces will not face serious challenges in the next two decades. The total of all the possible conflicts and the level of difficulty of those conflicts could present a challenge equivalent to that of having a near-peer competitor. For example, the net effect of the operational environments in Afghanistan, Iraq, and in other areas where U.S. forces might be committed in the near term well expresses the challenge posed by the



COE. Thus, when considered in its totality from a global, strategic perspective, the COE stretches U.S. combat power in ways never before encountered.

b. The United States must be ready to counter all possible threats and, at the same time, be prepared to deal with various third-party actors, such as international humanitarian relief agencies, news media, refugees, and civilians on the battlefield. These groups may not be hostile to the United States, but they can affect the Army's ability to accomplish a mission when operating in a foreign country. Their presence can change or constrain the nature of the conflict and can influence the outcome.

c. Most nations of the world and other actors of consequence have devoted considerable effort to studying the United States and how its armed forces fight. Because it is difficult to predict whom the U.S. military might have to fight, it isn't always possible to have the luxury of having studied them in detail. So, it is quite possible that the enemy may know more about the U.S. military than the U.S. military knows about the enemy.

**C-5. Warfighting in the COE.** Given this overall situation, what does all this mean for future warfighting involving U.S. forces? Warfighting in the COE may transcend the traditional definitions of what constitutes "war" or "victory."

a. Most of the participants in conflicts around the world would not start out with the intent to fight the United States; they are looking for ways to keep the United States out of the conflict or from staying involved in the conflict. If it does come to a fight, potential adversaries are not going to fight the United States the same way they would fight their peers or lesser forces in their region. Thus, the United States can expect potential adversaries to adapt their methods of fighting, most likely using a combination of the following principles:

- (1) Control access into the region.
- (2) Change the nature of the conflict.
- (3) Employ operational shielding.
- (4) Control tempo.
- (5) Neutralize technological overmatch.
- (6) Cause politically unacceptable casualties.
- (7) Allow no sanctuary.

b. These principles attempt to exploit weaknesses or vulnerabilities believed to exist in the U.S. force's activities, force structure, or ROE. Many of these principles are interrelated and overlapping, and all contribute to the overall goal.

c. Initially, potential opponents will seek to selectively deny, delay, and disrupt entry of U.S. forces into their region. Even if the opponent can't deny the U.S. forces access, it will seek to control that access. Meanwhile, the time required for any phased U.S. deployment enables the enemy to begin changing the nature of the conflict to something for which the U.S. force is least prepared once it gets there.

d. The enemy will begin to use operational shielding to protect key elements of his combat power from destruction—particularly by U.S. air and missile forces. This protection may come from use of any or all of the following: dispersion, complex terrain, fortifications, countermeasure systems, information warfare, and the risk of unacceptable collateral damage or noncombatant casualties.

e. During the initial phases of U.S. entry, the enemy may employ a high operational tempo, taking advantage of the weaknesses inherent in U.S. power projection. As U.S. forces gain a foothold in the region, the enemy may slow the tempo to prolong the conflict, taking advantage of a perceived lack of U.S. commitment over time. The enemy will try to survive tactically and operationally long enough to win strategically. For the enemy, a stalemate may be good enough, as long as he maintains enough power to live to fight another day.

f. As our adversaries focus on preserving their own combat power, they will try to neutralize our technological overmatch, particularly our long-range, stand-off precision fires. They will not mass their forces in predictable linear patterns of echelonment and timing. Rather, they will disperse forces in areas of physical or moral sanctuary often located in urban or other complex terrain and shielded by civilians and manmade structures. Then they will use maneuver tied to opportunity, massing forces and fires from dispersed positions at a time and place of their own choosing. At the tactical level, there is a high likelihood of close combat in urban environments or other complex terrain. In specific tactical situations, the

enemy might be able to employ a niche technology to create parity with or to overmatch U.S. forces deployed in that particular area.

g. The enemy will not avoid combat but will seek battle in urban environments and other complex terrain that may be better suited for its forces than for ours. Because U.S. forces will be fighting in the enemy's region, the enemy may also have the advantage of being more familiar with the terrain and other features of the environment than U.S. forces are. The enemy will be looking for conditions or creating conditions advantageous for using its forces at the time and place of its choosing. When opportunities arise, the enemy will use these forces to destroy high-visibility U.S. targets and cause politically unacceptable casualties. Thus, targeting U.S. systems and personnel is not always linked to military-style objectives but often is aimed at creating a psychological effect.

h. The enemy will seek to deny U.S. forces safe haven during every phase of deployment and as long as they are in the region. It is prepared to attack U.S. military and civilian targets anywhere on the battlefield, in the region, or even in our homeland.

**C-6. COE in the Training Environment.** In U.S. Army training environments, the COE is created by the OPFOR, which portrays the military and/or paramilitary forces of potential adversaries, and by other COE variables presented in models, simulations, curriculums, and in the manning and equipping of training centers. Army training must contain sufficient manifestations of the COE variables to provide realistic conditions that challenge leaders, soldiers, and units to produce successful training outcomes for the current, interim, and future force.

a. Another way to deal with U.S. technological overmatch is the use of military systemology—a warfighting concept that attempts to destroy or neutralize systems as opposed to formations or weapons platforms. The U.S. military is a system of systems, and opponents will seek to disrupt or destroy the links and nodes that provide the synergy of those systems.

b. The training venues include combat training centers (CTCs) and home station training for units and institutional training (primarily in TRADOC schools) for soldiers and leaders. Models and simulations drive most of the training. In CTCs, as well as in home station training, the COE is the environment created by exercise design and by manning and equipping the centers to provide realistic conditions in which units train mission-essential tasks to standard. Unit training must have sufficient manifestations of the COE variables (live or simulated) to realistically challenge the unit's ability to accomplish those tasks. Training institutions must also have sufficient manifestations of COE variables in their curriculum, scenarios, and programs of instruction to produce the desired leader and soldier training outcomes.

c. The goal of COE implementation in Army training is to produce an objective force of leaders, soldiers, and units capable of rapidly adapting and optimizing capabilities to achieve mission objectives—to fight and win—in a complex and evolving environment across the spectrum of conflict. COE implementation is less about equipping and organizing training venues to reflect the COE than it is about seeing warfare through a different lens.

## Glossary

<b>1SG</b>	first sergeant
<b>“?”</b>	unknown; status unknown
<b>AAR</b>	after-action review
<b>AACG</b>	arrival airfield control group
<b>ABCS</b>	Army battle command systems
<b>AC</b>	alternating current
<b>ACE</b>	analysis and control element
<b>ACP</b>	antenna controller platform
<b>ACT</b>	analysis and control team
<b>AFATDS</b>	advanced field artillery tactical data system
<b>AFTB</b>	Army Family Team Building [program]
<b>AG</b>	arresting gear
<b>AKO</b>	Army Knowledge Online
<b>AI</b>	area of interest
<b>AMDS</b>	advanced monitoring display system
<b>ANCD</b>	automated network control device
<b>APC</b>	armored personnel carrier
<b>APOD</b>	aerial port of debarkation
<b>APOE</b>	aerial port of embarkation
<b>AR</b>	Army regulation
<b>ARFOR</b>	Army forces
<b>ARTEP</b>	Army training and evaluation program
<b>ASAS</b>	all source analysis system
<b>ASAS-RWS</b>	all source analysis system-remote workstation
<b>A/SPOE</b>	aerial/seaport port of embarkation
<b>AT&amp;A</b>	air traffic and airspace
<b>AUEL</b>	automated unit equipment list
<b>AVO</b>	air vehicle operator
<b>AV</b>	air vehicle
<b>AVT</b>	air vehicle transport
<b>BDA</b>	battle damage assessment
<b>BDAR</b>	battle damage assessment and repair
<b>Bde</b>	brigade
<b>BLUFOR</b>	Blue Force
<b>Bn</b>	battalion
<b>BOS</b>	battlefield operating system(s)
<b>CAS</b>	close air support
<b>CATS</b>	combined arms training strategy
<b>CBP</b>	U. S. Bureau of Customs and Border Protection

<b>C2</b>	command and control
<b>C3CM</b>	command, control, and communication countermeasures
<b>C4I</b>	command, control, communications, computers and intelligence
<b>CECOM</b>	Army Communications-Electronics Command
<b>CEOI</b>	communication-electronics operations instructions
<b>CGS</b>	common ground station
<b>CI</b>	civilian internee
<b>class I</b>	class I (supply) subsistence
<b>class II</b>	class II (supply) clothing, individual equipment, tentage, and organizational tool sets
<b>class III</b>	class III (supply) petroleum, oil, and lubricants
<b>class V</b>	class V (ammunition)
<b>class VI</b>	class VI (supply) personal demand items
<b>class VII</b>	class VII (supply) major end items
<b>class VIII</b>	class VIII (medical)
<b>class IX</b>	class IX (supply) repair parts
<b>class X</b>	class X (supply) materials to support nonmilitary program
<b>CM</b>	collection management
<b>COA</b>	course of action
<b>COE</b>	contemporary operational environment
<b>COM</b>	common
<b>COMSEC</b>	communications security
<b>CONUS</b>	continental United States
<b>CP</b>	command post
<b>CSS</b>	combat service support
<b>CTA</b>	consolidated training activity
<b>CTC</b>	cargo transfer company; combat training center
<b>CTT</b>	commander's tactical terminal
<b>DACG</b>	departure airfield control group
<b>DEL</b>	deployment equipment list
<b>DIB</b>	datalink interface box
<b>DPP</b>	display processing platform
<b>DS</b>	direct support
<b>DS2</b>	decontaminating solution, # 2
<b>DSVT</b>	digital subscriber voice terminal
<b>DTM</b>	draft technical manual
<b>Eb/No</b>	energy per bit to noise density ratio
<b>ECCM</b>	electronic counter-countermeasures
<b>EDC</b>	external database coordination
<b>EEFI</b>	essential elements of friendly information

---

<b>EMAPS</b>	electronic maps
<b>EO</b>	electro-optical
<b>EOL</b>	end of line
<b>EPE</b>	electrical power equipment
<b>EP</b>	electronic protection
<b>EPLRS</b>	enhanced position location and reporting system
<b>EPW</b>	enemy prisoners of war
<b>ES</b>	electronic support
<b>EA</b>	electronic attack
<b>EW</b>	electronic warfare
<b>FBCB2</b>	Force XXI battle command, brigade and below
<b>FDC</b>	fire direction control
<b>FH</b>	frequency hopping
<b>FM</b>	field manual; frequency modulation
<b>FPF</b>	final protective fire
<b>FRAGO</b>	fragmentary order
<b>FSO</b>	fire support officer
<b>FTP</b>	file transfer protocol
<b>FTX</b>	field training exercise
<b>G2</b>	assistant chief of staff, intelligence
<b>G3</b>	assistant chief of staff, operations
<b>GCS</b>	ground control station
<b>GDT</b>	ground data terminal
<b>GPS</b>	global positioning system
<b>GPU</b>	ground power unit
<b>GRCA</b>	ground reference coverage area
<b>GRREG</b>	graves registration
<b>GSR</b>	ground surveillance radar
<b>GSS</b>	ground surveillance systems
<b>GS</b>	general support
<b>HMMWV</b>	high-mobility multipurpose wheeled vehicle
<b>HUMINT</b>	human intelligence
<b>HQ</b>	headquarters
<b>HVT</b>	high value target
<b>Hz</b>	hertz
<b>I&amp;S</b>	intelligence and surveillance
<b>IBOS</b>	intelligence battlefield operations systems
<b>IBS</b>	intelligence broadcast system
<b>IEW</b>	intelligence and electronic warfare
<b>INSCOM</b>	U.S. Army Intelligence and Security Command

<b>INTSUM</b>	intelligence summary
<b>IP</b>	Internet protocol
<b>IPB</b>	intelligence preparation of the battlefield
<b>IR</b>	information requirements
<b>IREMBASS</b>	improved remotely monitored battlefield sensor system
<b>ITO</b>	installation transportation officer
<b>JAC</b>	joint analysis center
<b>JDISS</b>	Joint Deployable Intelligence Support System
<b>JIC</b>	joint intelligence center
<b>JSTARS</b>	Joint Surveillance Target Attack Radar System
<b>JTF</b>	joint task force
<b>JTT</b>	joint tactical terminal
<b>JWICS</b>	Joint Worldwide Communications System
<b>kW</b>	kilowatt
<b>L/R</b>	launch and recovery
<b>LAN</b>	local area network
<b>LAU</b>	launcher
<b>LOD</b>	line of demarcation
<b>LRS</b>	long-range surveillance
<b>L/R</b>	launch and recovery
<b>LZ</b>	landing zone
<b>MA</b>	marshaling area
<b>MACOM</b>	major command
<b>MASINT</b>	measurement and signature intelligence
<b>MDMP</b>	military decision making process
<b>METL</b>	mission essential task list
<b>METT-T</b>	mission, enemy, terrain, troops, and time available
<b>METT-TC</b>	mission, enemy, terrain, troops, time available, and civilian considerations
<b>MI</b>	military intelligence
<b>MIJI</b>	meaconing, intrusion, jamming, and interference
<b>MILES</b>	Multiple integrated laser engagement simulation
<b>MOC</b>	minimum operational capability
<b>MOPP</b>	mission-oriented protective posture
<b>MOPP4</b>	mission-oriented protective posture level 4
<b>MOS</b>	military occupational specialty
<b>MP</b>	military police
<b>MSR</b>	main supply route
<b>MST</b>	maintenance support team
<b>MTF</b>	medical treatment facility

---

<b>MTI</b>	moving target indicator
<b>MTP</b>	mission training plan
<b>NAI</b>	named area of interest
<b>NAS</b>	national airspace system
<b>NBC</b>	nuclear, biological, and chemical
<b>NCO</b>	noncommissioned officer
<b>NCOIC</b>	noncommissioned officer in charge
<b>NCS</b>	network control station
<b>NGO</b>	nongovernmental organization
<b>OC</b>	observer/controller
<b>ODCSINT</b>	TRADOC Office of the Deputy Chief of Staff for Intelligence
<b>OFS</b>	officer foundation standards
<b>OIC</b>	officer in charge
<b>OP</b>	observation post
<b>OPCON</b>	operation control
<b>OPFOR</b>	opposing force
<b>OPLAN</b>	operation plan
<b>OPORD</b>	operation order
<b>OPSEC</b>	operations security
<b>OR</b>	operational readiness
<b>“P”</b>	needs practice
<b>PCKT</b>	packet
<b>PDDE</b>	power-driven decontamination equipment
<b>PGCS</b>	portable ground control station
<b>PGDT</b>	portable ground data terminal
<b>PIR</b>	priority intelligence requirement
<b>PLGR</b>	precision lightweight GPS receiver
<b>PLL</b>	prescribed load list
<b>PMCS</b>	preventive maintenance checks and services
<b>PMM</b>	preventive medicine measures
<b>POC</b>	point of contact
<b>POM</b>	preparation for overseas movement
<b>PSA</b>	port support activity
<b>PSG</b>	platoon sergeant
<b>RC</b>	Reserve Component
<b>RECCE</b>	reconnaissance
<b>REDCON</b>	readiness condition
<b>REDCON-1</b>	readiness condition, level 1 – full alert
<b>REDCON-2</b>	readiness condition, level 2 – full alert
<b>REDCON-3</b>	readiness condition, level 3 – reduced alert

<b>REDCON-4</b>	readiness condition, level 4 – minimum alert
<b>R&amp;S</b>	reconnaissance and surveillance
<b>RF</b>	radio frequency
<b>RFI</b>	request for information
<b>RISTA</b>	reconnaissance, intelligence, surveillance and target acquisition
<b>ROE</b>	rules of engagement
<b>RSTA</b>	reconnaissance, surveillance, and target acquisition
<b>RT</b>	radio transmitter
<b>RVT</b>	remote video terminal
<b>RWS</b>	remote workstation
<b>S1</b>	adjutant (U.S. Army)
<b>S2</b>	battalion or brigade intelligence officer
<b>S2X</b>	Counterintelligence and human intelligence
<b>S3</b>	battalion or brigade operations officer
<b>S4</b>	battalion or brigade supply officer
<b>SAEDA</b>	subversion and espionage directed against U.S. Army
<b>SAR</b>	significant activity report
<b>SBF</b>	support by fire
<b>SGT</b>	sergeant
<b>SIGINT</b>	signal intelligence
<b>SINCGARS</b>	single channel ground and airborne radio system
<b>SIP</b>	system improvement program
<b>SIPRNET</b>	Secure Internet Protocol Router Network
<b>SIR</b>	specific intelligence requirements
<b>SITMAP</b>	situation map
<b>SITREP</b>	situation report
<b>SL</b>	skill level
<b>SMCT</b>	soldier's manual of common tasks
<b>SODR</b>	sensor operator data record
<b>SOI</b>	signal operating instruction
<b>SOP</b>	standing operating procedures
<b>SP</b>	start point
<b>SPOD</b>	seaport of debarkation
<b>SPOE</b>	seaport of embarkation
<b>SQ</b>	squelch
<b>SSI</b>	signal supplemental instructions
<b>SSO</b>	special security office
<b>STP</b>	soldier training publication
<b>STRIKEWARN</b>	strike warning
<b>STU III</b>	secure telephone unit III



---

<b>STX</b>	situational training exercise
<b>TA</b>	threat assessment
<b>TADSS</b>	training aids, devices, simulators, and simulations
<b>“T”</b>	trained
<b>T&amp;EO</b>	training and evaluation outline(s)
<b>TACLANE</b>	Tactical FASTLANE (Navy encryptor)
<b>TALS</b>	tactical automated landing system
<b>TAMMS</b>	the Army maintenance management system
<b>T-BAUD</b>	Trojan bandwidth (assigned upon demand)
<b>TDN1</b>	Trojan data network 1
<b>TDN3</b>	Trojan data network 3
<b>TECHDOC</b>	technical document
<b>TMS</b>	telecommunications management system
<b>TOC</b>	tactical operations center
<b>TOE</b>	table of organization and equipment
<b>TRADOC</b>	U.S. Army Training and Doctrine Command
<b>TRAP</b>	tactical receive equipment and related applications
<b>TSOP</b>	tactical standing operating procedures
<b>TSP</b>	training support package
<b>TUAV</b>	tactical unmanned aerial vehicle
<b>“U”</b>	untrained
<b>UAV</b>	unmanned aerial vehicle
<b>UCMJ</b>	Uniform Code of Military Justice
<b>UHF</b>	ultrahigh frequency
<b>UMC</b>	unit movement coordinator
<b>UMO</b>	unit movement officer
<b>U.N.</b>	United Nations
<b>UPS</b>	uninterruptible power supply
<b>USDA</b>	United States Department of Agriculture
<b>USMTF</b>	United States message text format
<b>UTM</b>	universal transverse Mercator
<b>UXO</b>	unexploded ordnance
<b>VAC</b>	volts alternating current
<b>VHF</b>	very high frequency
<b>VHSIC</b>	very high-speed integrated circuits
<b>VU/CNT</b>	version update/count
<b>WARNO</b>	warning order
<b>XFTP</b>	executable file transfer
<b>XO</b>	executive officer



# References

## Required Publications

Required publications are sources that users must read in order to understand or to comply with this publication.

## ALLIED JOINT PUBLICATIONS

AJP 2.5. *Handling of Captured Personnel, Equipment and Documents*. September 2001.

## DEPARTMENT OF DEFENSE PUBLICATIONS

DD Form 2745. *Enemy Prisoner of War (EPW) Capture Tag*. (Available through normal forms supply channels.)

## JOINT PUBLICATIONS

JP 3-52. *Doctrine for Joint Airspace Control in a Combat Zone*. 22 July 1995.

## DEPARTMENT OF THE ARMY PUBLICATIONS

### Army Regulations

AR 30-22. *The Army Food Program*. 30 August 2002.

AR 95-1. *Flight Regulations*. 1 September 1997.

AR 95-2. *Air Traffic Control, Airspace, Airfields, Flight Activities, and Navigational Aids*. 10 August 1990.

AR 95-23. *Unmanned Aerial Vehicle Flight Regulations*. 14 May 2004.

AR 200-1. *Environmental Protection and Enhancement*. 21 February 1997.

AR 350-1. *Army Training and Education*. 9 April 2003.

AR 380-5. *Department of the Army Information Security Program*. 29 September 2000.

AR 600-8-1. *Army Casualty Operations/Assistance/Insurance*. 20 October 1994.

AR 700-84. *Issue and Sale of Personal Clothing*. 28 February 1994.

### Department of the Army Forms

DA Form 1155. *Witness Statement on Individual*.

DA Form 1156. *Casualty Feeder Report*.

DA Form 1971-2-R. *Chemical Data Sheet—Monitoring or Survey*.

DA Form 2028. *Recommended Changes to Publications and Blank Forms*.

DA Form 2404. *Equipment Inspection and Maintenance Worksheet*.

DA Form 2407. *Maintenance Request*.

DA Form 2408-13. *Aircraft Status Information Record*.

DA Form 2408-13-1. *Aircraft Maintenance and Inspection Record*.

DA Form 2408-14-1. *Uncorrected Fault Record (Aircraft)*.

DA Form 7502. *Task Summary Sheet*.

DA Form 7503. *Environmental Data Sheet*.

DA Form 7504. *Personnel and Equipment Loss Report*.

DA Form 7505. *Unit Data Sheet*.

DA Form 7506. *Unit Proficiency/Evaluation Worksheet*.

DA Form 7507. *ARTEP Mission Training Plan User Feedback*.

### Department of the Army Pamphlets

- DA Pam 350-100. *Extension Training Materials Consolidated MOS Catalog*. 19 March 1990.
- DA Pam 600-63-10. *Stress Management Module for "Fit to Win" Program*. 1 September 1987.
- DA Pam 710-2-1. *Using Unit Supply System (Manual Procedures)*. 31 December 1997.
- DA Pam 738-750. *Functional Users Manual for the Army Maintenance Management System (TAMMS)*. 1 August 1994.
- DA Pam 738-751. *Functional Users Manual for the Army Maintenance Management System- Aviation (TAMMS-A)*. 1 August 1994.

### Field Manuals

- FM 1. *The Army*. 14 June 2001.
- FM 2-0 (FM 34-1). *Intelligence*. 17 May 2004.
- FM 3-0. *Operations*. 14 June 2001.
- FM 3-5. *NBC Decontamination*. 28 July 2000. Change 1, 31 January 2002 (will be revised as 3-11.5).
- FM 3-11. *Multiservice Tactics, Techniques, and Procedures for Nuclear, Biological, and Chemical Defense Operations*. 10 March 2003.
- FM 3-11.4. *Multiservice Tactics, Techniques, and Procedures for Nuclear, Biological, and Chemical (NBC) Protection*. 2 June 2003.
- FM 3-19.30. *Physical Security*. 8 January 2001.
- FM 3-20.98. *Reconnaissance Platoon*. 2 December 2002.
- FM 3-20.971. *Reconnaissance Troop RECCE Troop and Brigade Reconnaissance Troop*. 2 December 2002.
- FM 3-22.68. *Crew-Served Machine Guns, 5.56-mm and 7.62-mm*. 31 January 2003.
- FM 3-25.26. *Map Reading and Land Navigation*. 20 July 2001.
- FM 3-34. *Engineer Operations*. 2 January 2004.
- FM 3-52. *Army Airspace Command and Control in a Combat Zone*. 1 August 2002.
- FM 3-100.2. *ICAC2 Multi-Service Procedures for Integrated Combat Airspace Command and Control*. 30 June 2000.
- FM 4-01.011. *Unit Movement Operations*. 31 October 2002.
- FM 4-01.30. *Movement Control*. 1 September 2003.
- FM 4-25.12. *Unit Field Sanitation Team*. 25 January 2002.
- FM 4-25.11. *First Aid*. 23 December 2002.
- FM 5-34. *Engineer Field Data*. 30 August 1999. Change 3, 10 April 2003 (will be revised as FM 3-34.310).
- FM 5-102. *Countermobility*. 14 March 1985 (will be revised as FM 3-34.1).
- FM 6-20-10. *Tactics, Techniques, and Procedures for the Targeting Process*. 8 May 1996 (will be revised as FM 3-60).
- FM 7-1. *Battle Focused Training*. 15 September 2003.
- FM 7-7. *The Mechanized Infantry Platoon and Squad (APC)*. 15 March 1985 (will be revised as FM 3-21.7).
- FM 7-8. *Infantry Rifle Platoon and Squad*. 22 April 1992. Change 1, 1 March 2001 (will be revised as FM 3-21.8).
- FM 7-20. *The Infantry Battalion*. 6 April 1992. Change 1, 29 December 2000 (will be revised as FM 3-21.20).
- FM 7-92. *The Infantry Reconnaissance Platoon and Squad (Airborne, Air Assault, Light Infantry)*. 23 December 1992. Change 1, 13 December 2001 (will be revised as FM 3-21.92).

- FM 7-93. *Long-Range Surveillance Unit Operations*. 3 October 1995. (will be revised as FM 3-55.93)
- FM 10-15. *Basic Doctrine Manual for Supply and Storage*. 12 December 1990. Change 1, 30 September 1993 (will be revised as FM 4-20.06).
- FM 10-27. *General Supply in Theaters of Operations*. 20 April 1993 (will be revised as FM 4-20.1).
- FM 10-27-4. *Organizational Supply and Services for Unit Leaders*. 14 April 2000 (will be revised as FM 4-20.05).
- FM 10-67-1. *Concepts and Equipment of Petroleum Operations*. 2 April 1998 (will be revised as FM 4-20.12).
- FM 10-500-7. *Airdrop Derigging and Recovery Procedures*. 20 September 1994 (will be revised as FM 4-20.71).
- FM 11-50. *Combat Communications Within the Division (Heavy and Light)*. 4 April 1991 (will be revised as FM 6-02.50).
- FM 17-95. *Cavalry Operations*. 24 December 1996 (will be revised as FM 3-20.95).
- FM 17-97. *Cavalry Troop*. 3 October 1995 (will be revised as FM 3-20.97).
- FM 20-3. *Camouflage, Concealment, and Decoys*. 30 August 1999 (will be revised as FM 3-58.1).
- FM 21-10. *Field Hygiene and Sanitation*. 21 June 2000 (will be revised as FM 4-25.10).
- FM 21-18. *Foot Marches*. 1 June 1990 (will be revised as FM 3-21.18).
- FM 22-51. *Leaders' Manual for Combat Stress Control*. 29 September 1994 (will be revised as FM 4-02.22).
- FM 24-1. *Signal Support in the Airland Battle*. 15 October 1990 (will be revised as FM 6-02).
- FM 24-18. *Tactical Single-Channel Radio Communications Techniques*. 30 September 1987.
- FM 24-19. *Radio Operator's Handbook*. 24 May 1991.
- FM 24-33. *Communications Techniques: Electronic Counter-Countermeasures*. 17 July 1990.
- FM 24-35. *Signal Operations Instructions "The SOI"*. 26 October 1990.
- FM 25-4. *How to Conduct Training Exercises*. 10 September 1984 (will be revised as FM 7-2).
- FM 34-2. *Collection Management and Synchronization Planning*. 8 March 1994 will be revised as FM 2-33.3).
- FM 34-2-1. *Tactics, Techniques, and Procedures for Reconnaissance and Surveillance and Intelligence Support to Counterreconnaissance*. 19 June 1991 (will be revised as FM 2-00.21).
- FM 34-3. *Intelligence Analysis*. 15 March 1990 (will be revised as FM 2-33.4).
- FM 34-5. *Human Intelligence and Related Counterintelligence Operations*. 29 July 1994 (will be revised as FM 2-22.2).
- FM 34-10. *Division Intelligence and Electronic Warfare Operations*. 25 November 1986 (will be revised as FM 2-19.3).
- FM 34-25. *Corps Intelligence and Electronic Warfare Operations*. 30 September 1987 (will be revised as FM 2-19.2).
- FM 34-52. *Intelligence Interrogation*. 28 September 1992 (will be revised as FM 2-22.3).
- FM 34-54. *Technical Intelligence*. 30 January 1998 (will be revised as FM 2-22.4).
- FM 34-60. *Counterintelligence*. 3 October 1995 (will be revised as FM 2-01.2).
- FM 34-80. *Brigade and Battalion Intelligence and Electronic Warfare Operations*. 15 April 1986 (will be revised as FM 2-19.4).
- FM 34-130. *Intelligence Preparation of the Battlefield*. 8 July 1994 (will be revised as FM 2-01.3).
- FM 55-30. *Army Motor Transport Units and Operations*. 27 June 1997. Change 1, 15 September 1999 (will be revised as FM 4-01.40).
- FM 100-14. *Risk Management*. 23 April 1998 (will be revised as FM 5-19).
- FM 100-17. *Mobilization, Deployment, Redeployment, Demobilization*. 28 October 1992 (will be revised as FM 3-35).

FM 100-17-3. *Reception, Staging, Onward Movement, and Integration*. 17 March 1999 (will be revised as FM 4-01.8).

FM 101-5. *Staff Organization and Operations*. 31 May 1997 (will be revised as FM 5-0).

FM 101-5-1. *Operational Terms and Graphics*. 30 September 1997 (will be revised as FM 1-02).

### **Graphic Training Aids**

GTA 05-02-036. *Destroy Photolithographic Equipment to Prevent Enemy Use*. 3 October 1988.

### **Mission Training Plans**

ARTEP 34-114-30-MTP. *Mission Training Plan for the Military Intelligence Company (Armored Cavalry Regiment)*. 9 December 2002.

ARTEP 34-117-30-MTP. *Mission Training Plan for the Surveillance Troop of the Initial Brigade Combat Team*. 9 December 2002.

ARTEP 34-143-30-MTP. *Mission Training Plan for the Military Intelligence Company of the Initial Brigade Combat Team*. 30 December 2002.

ARTEP 34-144-30-MTP. *Mission Training Plan for the Military Intelligence Company, Separate Brigade*. 23 December 2002.

ARTEP 34-353-30-MTP. *Mission Training Plan for the Military Intelligence Company Separate Infantry Brigade (Arctic)*. 19 June 2003.

ARTEP 34-355-MTP. *Mission Training Plan for the Military Intelligence Battalion of the Joint Contingency Force*. 23 December 2002.

ARTEP 34-357-30-MTP. *Mission Training Plan for the Direct Support Military Intelligence Company (Light/Airborne/Air Assault)*. 23 December 2002.

ARTEP 34-358-30-MTP. *Mission Training Plan for the General Support Military Intelligence Company (Light/Airborne/Air Assault)*. 13 December 2002.

ARTEP 34-387-30-MTP. *Mission Training Plan for the Direct Support Military Intelligence Company (Digitized)*. 13 December 2002.

ARTEP 34-388-30-MTP. *Mission Training Plan for the General Support Military Intelligence Company (Digitized)*. 23 December 2002.

ARTEP 34-393-30-MTP. *Mission Training Plan for the Military Intelligence Company, Separate Brigade (Enhanced)*. 16 December 2002.

ARTEP 34-396-30-MTP. *Mission Training Plan for the Headquarters and Headquarters Operations Company of the Military Intelligence Battalion*. 23 December 2002.

ARTEP 34-397-30-MTP. *Mission Training Plan for the Direct Support Military Intelligence Company (Heavy)*. 23 December 2002.

ARTEP 34-398-30-MTP. *Mission Training Plan for the General Support Military Intelligence Company (Heavy)*. 23 December 2002.

ARTEP 34-399-10-MTP. *Mission Training Plan for the IREMBASS Platoon of the Military Intelligence Battalion (Heavy)*. 23 December 2002.

ARTEP 34-414-30-MTP. *Mission Training Plan for the Aerial Reconnaissance Company (Aerial Exploitation)(Corps)*. 2 December 2002.

### **Soldier Training Publications**

STP 21-1-SMCT. *Soldier's Manual of Common Tasks (SMCT) Skill Level 1*. 31 August 2003.

STP 21-24-SMCT. *Soldier's Manual of Common Tasks (SMCT) Skill Levels 2-4*. 31 August 2003.

STP 34-96B15-SM-TG. *Soldier's Manual and Trainer's Guide for the Intelligence Analyst MOS 96B Skill Level 1, 2, 3, 4 and 5*. 28 November 2003.

STP 34-96R15-SM-TG. *Soldier's Manual and Trainer's Guide for MOS 96R Ground Surveillance Systems Operator Skill Level 1, 2, 3, 4 and 5*. 28 November 2003.

- STP 34-98G14-SM-TG. *Soldier's Manual and Trainer's Guide for MOS 98G Skill Levels 1, 2, 3 and 4 Cryptologic Linguist*. 22 December 2003.
- STP 34-96H14-SM-TG. *Soldier's Manual and Trainer's Guide for MOS 96H, Common Ground Station Operator, Skill Levels 1, 2, 3, and 4*. 26 April 2004.
- STP 34-96U14-SM-TG. *Soldier's Manual and Trainer's Guide, MOS 96U, Tactical Unmanned Aerial Vehicle Operator, Skill Levels 1, 2, 3, and 4*. 29 March 2004.

### Supply Bulletins

- SB 708-48. *Cataloging Handbook H4/H8, Commercial and Government Entity (CAGE) Sections A & B*. 1 October 1989.

### Technical Manuals

- TM 11-5840-298-12. *Operator's and Organizational Maintenance Manual for Radar Sets, AN/PPS-5 (NSN 5840-00-168-1567), AN/PPS-5A (NSN 5840-00-238-9366), and AN/PPS-5B (NSN 5840-01-009-4939)*. 1 June 1967. Change 15, 15 June 1986.
- TM 11-5895-1552-12. *Operator's and Organizational Maintenance Manual for Monitor-Programmer Set AN/PSQ-7 (NSN 5895-01-292-0838)*. 1 January 1994.
- TM 11-5985-357-13. *Operator's, Organizational, and Direct Support Maintenance Manual for Antenna Group, OE-254/GRC (NSN 5985-01-063-1574)*. 1 February 1991.
- TM 11-6350-293-12. *Operator's and Organizational Maintenance Manual for Sensor Set, Anti-Intrusion DT-561A-GSQ (NSN 6350-01-345-3561)(EIC: N/A), DT-562A/GSQ (NSN 6350-01-348-3145)(EIC: N/A), DT-565A/GSQ (6350-01-346-7717)*. 1 January 1994.
- TM 38-250. *Preparing Hazardous Materials for Military Air Shipments*. 11 December 2001.

### Training Circulars

- TC 1-210. *Aircrew Training Program Commander's Guide to Individual and Crew Standardization*. 3 October 1995. Change 1, 8 January 1996.
- TC 25-6. *Force-On-Force Collective Training Using the Tactical Engagement Simulation Training System*. 3 October 1995.
- TC 25-20. *A Leader's Guide to After Action Reviews*. 30 September 1993.
- TC 34-212. *Unmanned Aerial Vehicle Aircrew Training Manual*. 27 August 1997.
- TC 1-210. *Aircrew Training Program Commander's Guide to Individual and Crew Standardization*. 3 October 1995.

### Related Publications

Related publications are sources of additional information. They are not required in order to understand this publication.

### DEPARTMENT OF DEFENSE PUBLICATIONS

- DOD 4500.9-R, Pt. III. *Defense Transportation Regulation: Mobility*. November 2001.

### DEPARTMENT OF THE ARMY PUBLICATIONS

#### Army Regulations

- AR 40-5. *Preventive Medicine*. 15 October 1990.
- AR 190-13. *The Army Physical Security Program*. 30 September 1993.
- AR 220-1. *Unit Status Reporting*. 10 June 2003.
- AR 381-20. *The Army Counterintelligence Program*. 15 November 1993.
- AR 385-10. *The Army Safety Program*. 29 February 2000.
- AR 530-1. *Operations Security (OPSEC)*. 3 March 1995.

AR 700-138. *Army Logistics Readiness and Sustainability*. 26 February 2004.

AR 710-2. *Inventory Management Supply Policy Below the Wholesale Level*. 25 February 2004.

### Field Manuals

FM 3-07. *Stability Operations and Support Operations*. 20 February 2003. Change 1, 30 April 2003.

FM 3-3. *Chemical and Biological Contamination Avoidance*. 16 November 1992. Change 1, 29 September 1994.

FM 3-19. *NBC Reconnaissance*. 19 November 1993 (will be revised as FM 3-11.19).

FM 3-20.15. *Tank Platoon*. 1 November 2001.

FM 3-21.38. *Pathfinder Operations*. 1 October 2002.

FM 3-50. *Smoke Operations*. 4 December 1990. Change 1, 11 September 1996 (will be revised as FM 3-11.50).

FM 3-90.1. *Tank and Mechanized Infantry Company Team*. 9 December 2002.

FM 4-01.011. *Unit Movement Operations*. 31 October 2002.

FM 4-02. *Force Health Protection in a Global Environment*. 13 February 2003.

FM 4-20.41. *Aerial Delivery Distribution in the Theater of Operations*. 29 August 2003.

FM 4-30.3. *Maintenance Operations and Procedures*. 1 September 2000.

FM 6-22.5. *Combat Stress*. 23 June 2000.

FM 7-0. *Training the Force*. 22 October 2002.

FM 7-10. *The Infantry Rifle Company*. 14 December 1990. Change 1, 31 October 2000 (will be revised as FM 3-21.10).

FM 9-43-2. *Recovery and Battlefield Damage Assessment and Repair*. 3 October 1995 (will be revised as FM 4-30.31).

FM 12-6. *Personnel Doctrine*. 9 September 1994 (will be revised as FM 1-0).

FM 21-16. *Unexploded Ordnance (UXO) Procedures*. 30 August 1994 (will be revised as FM 4-30.11).

FM 21-20. *Physical Fitness Training*. 30 September 1992.

FM 44-8. *Combined Arms for the Air Defense*. 1 June 1999 (will be revised as FM 3-01.8).

FM 44-80. *Visual Aircraft Recognition*. 30 September 1996 (will be revised as FM 3-01.80).

FM 55-1. *Transportation Operations*. 3 October 1995 (will be revised as FM 4-01).

FM 55-50. *Army Water Transport Operations*. 30 September 1993. Change 1, 22 March 1995 (will be revised as FM 4-01.50).

FM 55-60. *Army Terminal Operations*. 15 April 1996 (will be revised as FM 4-01.50).

FM 63-2. *Division Support Command, Armored, Infantry, and Mechanized Infantry Divisions*. 20 April 1991 (will be revised as FM 4-93.2).

FM 90-8. *Counter guerrilla Operations*. 29 August 1986 (will be revised as FM 3-07.11).

FM 90-13. *River-Crossing Operations*. 26 January 1998 (will be revised as FM 3-34.13).

### Technical Manuals

TM 11-5820-867-12. *Operator's and Organizational Maintenance Manual Sensor Monitoring Set AN/GSQ-187 (NSN 5895-01-138-5644 and Antenna Group OE-239/GSQ-187 (NSN 5985-01-202-8723)*. 15 December 1987.



**ARTEP 34-387-30-MTP  
30 SEPTEMBER 2004**

By Order of the Secretary of the Army:

**PETER J. SCHOOMAKER**  
*General, United States Army*  
*Chief of Staff*

Official:



**JOEL B. HUDSON**  
*Administrative Assistant to the*  
*Secretary of the Army*  
0424601

**DISTRIBUTION:**

*Active Army, Army National Guard, and U. S. Army Reserve:* To be distributed in accordance with initial distribution number 121554, requirements for ARTEP 34-387-30-MTP.

